

Selection No. 1					Selection No. 2					Selection No. 3					Selection No. 4					Totals Data		Magic Grid™ Stats Start : September 2010														
Today's Track	Now Win	Now Place	Same Jock?	RACE	Today's Track	Now Win	Now Place	Same Jock?	RACE	Today's Track	Now Win	Now Place	Same Jock?	RACE	Today's Track	Now Win	Now Place	Same Jock?	RACE	Totals For Week	Sel 1	Sel 1	Sel 1	Sel 2	Sel 2	Sel 2	Sel 3	Sel 3	Sel 3	Sel 4	Sel 4	Sel 4				
Greyville	4.3	1.3	no	7	Greyville	1.7	1.1	no	3	Greyville	3.4	1.2	yes	1	Vaal	4.4	1.4	no	3	45	17	10	7	8	4	4	13	3	10	7	3	4				
Vaal	3	0	yes	4	Greyville	4	1.6	yes	6	Greyville	5	1.5	no	4	Greyville	4.5	1.5	yes	1	1,2&3 Totals																
Vaal	3.5	1.5	yes	5	Vaal	4.1	1.6	yes	2	Greyville	7	2.4	no	8	Greyville	10	2	yes	4	For Week																
Greyville	2.4	1.2	yes	2	Vaal/Turf	2.8	0	no	2	Vaal	25	4.1	no	1	Vaal/Turf	6.6	2.5	no	4	38																
Vaal/Turf	1.5	0	no	1	Kenilworth	3	1.3	yes	3	Greyville	4	1.3	yes	5	Kenilworth	5.7	1.6	no	1	24921 1,2&3 Total to date		Week		590												
Vaal/Turf	1.5	0	yes	6	Kenilworth	4.8	1.6	no	5	Greyville	6.8	2.8	no	8	Kenilworth	5.4	1.6	yes	8	42 Average per week																
Vaal/Turf	3.3	1.3	yes	8	Kenilworth	3.4	1.6	no	10	Vaal/Turf	2.8	1.8	no	5	Turffontein	7.4	2.7	no	2	29967 1,2,3&4 Total to date																
Kenilworth	6.5	1.8	no	2	Turffontein	8.5	3	yes	9	Vaal/Turf	2.9	2.1	no	7	51 Average per week																					
Kenilworth	5.2	1.8	yes	6						Kenilworth	3	1.4	no	1	Week		04/01/2021 to 10/01/2021																			
Kenilworth	1.4	1	yes	7						Kenilworth	4.4	2	yes	8																						
Kenilworth	2.5	1	no	2						Kenilworth	7	1.8	no	3																						
Kenilworth	1.3	1	yes	4						Turffontein	4.6	1.6	no	5																						
Kenilworth	1.8	1.7	no	5						Turffontein	5.5	1.4	no	8																						
Kenilworth	3.3	1.2	no	6																																
Kenilworth	1.7	1.2	yes	9																																
Turffontein	1.7	1.2	no	1																																
Turffontein	1.3	1.2	yes	4																																



click <http://horseracingtips.co.za> to go back to Home Page

Selection No. 1					Selection No. 2					Selection No. 3					Selection No. 4					Totals Data		Magic Grid™ Stats Start : September 2010																		
Today's Track	Now Win	Now Place	Same Jock?	RACE	Today's Track	Now Win	Now Place	Same Jock?	RACE	Today's Track	Now Win	Now Place	Same Jock?	RACE	Today's Track	Now Win	Now Place	Same Jock?	RACE	Totals For Week	Sel 1	Sel 1	Sel 1	Sel 2	Sel 2	Sel 2	Sel 3	Sel 3	Sel 3	Sel 4	Sel 4	Sel 4								
Fairview	2.8	1.3	no	3	Vaal	2.6	1.2	no	2	Fairview	3.8	1.6	no	4	Vaal	18	4.6	no	3	38	10	2	8	11	4	7	11	3	8	6	0	6								
Vaal	5.2	2.1	no	6	Vaal	2.3	0	yes	3	Fairview	3.7	1.5	no	7	Vaal	9.5	2.5	no	1																					
Vaal	3.6	2.8	no	7	Fairview	5	1.7	no	1	Fairview	5.5	2	no	8	Vaal	2.6	1.4	no	4	<b>1,2&amp;3 Totals For Week</b>																				
Fairview	3.1	1.4	yes	4	Fairview	2.2	1	yes	2	Vaal	4.9	2.1	yes	2	Fairview	5.3	1.3	no	6	32																				
Fairview	3.1	1.3	no	8	Fairview	2.6	1.5	no	3	Vaal	6.2	2.1	no	4	Kenilworth	4.1	1.8	no	5																					
Turffontein	1.6	1.5	no	1	Fairview	4.1	1.5	no	5	Vaal	6.2	2	no	5	Scottsville	2.7	2.1	no	8																					
Turffontein	1.8	1	no	2	Fairview	8.9	2.8	no	7	Vaal	6.2	1.9	no	7																										
Turffontein	2.2	1.3	yes	5	Kenilworth	1.6	1.1	yes	1	Turffontein	4.7	1.6	no	7																										
Scottsville	2	1.2	no	1	Kenilworth	8.4	2.3	no	2	Turffontein	3.9	1.5	yes	9																										
Scottsville	3.2	1.7	no	5	Kenilworth	2.6	1.3	yes	4	Kenilworth	7.6	2.3	yes	8																										
					Scottsville	7.3	1.8	no	3	Scottsville	3.3	1.7	no	6																										
																				24953	1,2&3 Total to date					Week	591													
																				42	Average per week																			
																				30005	1,2,3&4 Total to date																			
																				51	Average per week																			
																				Week	11/01/2021 to 17/01/2021																			




click <http://horseracingtips.co.za> to go back to Home Page

Selection No. 1					Selection No. 2					Selection No. 3					Selection No. 4					Totals Data		Magic Grid™ Stats Start : September 2010															
Todays Track	Now Win	Now Place	Same Jock?	RACE	Todays Track	Now Win	Now Place	Same Jock?	RACE	Todays Track	Now Win	Now Place	Same Jock?	RACE	Todays Track	Now Win	Now Place	Same Jock?	RACE	Totals For Week	Sel 1	Sel 1	Sel 1	Sel 2	Sel 2	Sel 2	Sel 3	Sel 3	Sel 3	Sel 4	Sel 4	Sel 4					
Greyville	12	3.4	no	7	Vaal	1.7	1.5	yes	2	Greyville	3.2	1.3	no	2	Vaal	4.9	1.9	yes	9	46	13	2	11	17	5	12	10	3	7	6	3	3					
Vaal	2.5	1.4	no	1	Vaal	4.7	1.8	no	4	Vaal	1.8	1.4	no	7	Kenilworth	16	3.4	no	4	1,2&3 Totals For Week																	
Vaal	5.1	1.8	no	3	Vaal	2.1	1.3	no	5	Kenilworth	2.7	1.6	no	2	Kenilworth	3.7	2.2	yes	7	40																	
Kenilworth	1.6	1.1	no	1	Vaal	5.2	2.1	no	8	Vaal	3	1.5	no	8	Vaal	11	2.9	no	3	24993 1,2&3 Total to date		Week 592															
Kenilworth	3.4	1.5	no	8	Kenilworth	2.3	1.6	yes	3	Fairview	4.4	1.7	yes	3	Kenilworth	5.1	2.5	no	3	42 Average per week																	
Vaal	4.6	1.6	no	4	Kenilworth	4.6	1.7	no	5	Fairview	14	2.4	no	7	Scottsville	6.4	2.6	yes	7	30051 1,2,3&4 Total to date																	
Vaal	1.5	1	no	6	Kenilworth	11	2.3	no	6	Turffontein	6.9	3.4	yes	1							51 Average per week																
Fairview	2.7	1.3	no	4	Vaal	2.3	1.1	no	5	Turffontein	8.6	2.1	no	9							Week 18/01/2021 to 24/01/2021																
Turffontein	2.1	1.2	yes	5	Vaal	1.7	1	no	7	Kenilworth	5.2	1.9	yes	4																							
Kenilworth	1.9	1	yes	1	Fairview	3.6	1.5	no	1	Kenilworth	2.7	1.8	no	7																							
Kenilworth	2.5	1.3	no	2	Fairview	2.9	1.3	no	2																												
Scottsville	3.9	1.7	no	1	Fairview	2.4	1	yes	6																												
Scottsville	2.9	1.5	no	4	Turffontein	3.4	1.4	yes	4																												
					Turffontein	6.9	2	no	6																												
					Turffontein	9.2	2.7	no	7																												
					Kenilworth	3.3	1.7	no	6																												
					Scottsville	4.1	1.7	yes	3																												



click <http://horseracingtips.co.za> to go back to Home Page

Selection No. 1					Selection No. 2					Selection No. 3					Selection No. 4					Totals Data												Magic Grid™ Stats Start : September 2010											
Today's Track	Now Win	Now Place	Same Jock?	RACE	Today's Track	Now Win	Now Place	Same Jock?	RACE	Today's Track	Now Win	Now Place	Same Jock?	RACE	Today's Track	Now Win	Now Place	Same Jock?	RACE	Totals For Week	Sel 1 yes	Sel 1 no	Sel 2 yes	Sel 2 no	Sel 3 yes	Sel 3 no	Sel 4 yes	Sel 4 no															
Fairview	2.7	1.3	no	1	Fairview	8.7	3.4	no	3	Fairview	3.1	1.4	yes	4	Vaal	5.2	1.8	no	7	47	20	10	10	11	7	4	12	6	6	4	1	3											
Fairview	2.5	1.5	no	2	Fairview	3.1	1.3	no	7	Vaal	4.7	1.7	no	7	Fairview	7.4	2.3	no	5	1,2&3 Totals For Week	43	25036	1,2&3 Total to date	Week 593																			
Fairview	2.2	1	yes	5	Vaal	6.2	2.1	yes	3	Greyville	8.2	2.9	no	5	Scottsville	3.7	1.7	yes	6																								
Fairview	4	1.5	yes	8	Vaal	2.8	1.3	yes	4	Fairview	1.7	1.5	yes	4	Scottsville	3.7	1.3	no	8	42	Average per week																						
Vaal	3.4	1.3	yes	1	Greyville	8.8	3	no	8	Fairview	3.5	2	yes	7	30098	1,2,3&4 Total to date																											
Greyville	9.5	2.9	no	2	Vaal	2.5	1.3	yes	2	Fairview	11	2.3	no	8			51	Average per week																									
Greyville	1.6	1	no	3	Kenilworth	2.2	1	yes	2	Kenilworth	7.5	2.7	no	11	Week 25/01/2021 to 31/01/2021																												
Greyville	4.1	1.7	no	4	Kenilworth	6.5	2.2	yes	3	Kenilworth	6.3	2.3	yes	12																													
Vaal	2.6	1.6	yes	3	Kenilworth	3.5	1.4	yes	4	Turf/Vaal	2.7	1.4	no	1	 <p>click <a href="http://horseracingtips.co.za">http://horseracingtips.co.za</a> to go back to Home Page</p>																												
Vaal	1.2	1.2	no	6	Kenilworth	8.7	2.4	no	5	Turf/Vaal	1.5	1.2	yes	2																													
Vaal	2.7	1.3	yes	8	Kenilworth	2.5	1.5	yes	6	Turf/Vaal	7.4	2.1	no	3																													
Fairview	11	3.4	no	1						Scottsville	4.4	1.8	yes	7																													
Kenilworth	1.3	1.3	no	1																																							
Kenilworth	4.1	1.9	yes	7																																							
Kenilworth	1.4	1	yes	8																																							
Kenilworth	6	1.9	yes	10																																							
Turf/Vaal	1.5	1	yes	4																																							
Turf/Vaal	2.8	1.1	yes	5																																							
Scottsville	4.7	1.6	no	1																																							
Scottsville	2.3	1.2	no	4																																							

Selection No. 1					Selection No. 2					Selection No. 3					Selection No. 4					Totals Data				Magic Grid™ Stats Start : September 2010								
Todays Track	Now Win	Now Place	Same Jock?	RACE	Todays Track	Now Win	Now Place	Same Jock?	RACE	Todays Track	Now Win	Now Place	Same Jock?	RACE	Todays Track	Now Win	Now Place	Same Jock?	RACE	Totals For Week	Sel 1 yes no	Sel 2 yes no	Sel 3 yes no	Sel 4 yes no								
Greyville	4.4	2	yes	1	Greyville	3.3	1.3	yes	2	Greyville	3.3	1.3	no	7	Greyville	4.3	1.5	no	3	42	17	7	10	11	5	6	6	3	3	8	1	7
Greyville	2.6	1.4	no	8	Greyville	2.2	1	yes	4	Greyville	1.5	1	yes	1	Vaal	6.3	2	no	1	<b>1,2&amp;3 Totals For Week</b> <b>34</b>	<b>25070 1,2&amp;3 Total to date</b>				<b>Week 594</b>							
Vaal	2.1	1.5	no	3	Vaal	11	2.8	no	2	Vaal	2.1	1.3	no	4	Vaal	4.3	1.6	no	4		<b>42 Average per week</b>											
Vaal	2.5	1.2	no	5	Vaal	3.3	1.2	yes	1	Vaal	4.5	1.7	yes	8	Greyville	4.3	1.6	no	8													
Greyville	4.4	1.8	no	3	Vaal	2.2	1.3	yes	6	Fairview	5.7	1.7	yes	8	Vaal	13	2.7	no	3													
Greyville	2	1.2	no	4	Fairview	5.4	1.5	no	1	Scottsville	4.6	2.2	no	1	Fairview	5.4	1.5	no	4													
Greyville	2.2	1.6	no	5	Fairview	3.6	1.2	no	3						Kenilworth	14	2.7	yes	4	<b>30140 1,2,3&amp;4 Total to date</b>												
Vaal	3	1.6	no	1	Fairview	4.1	1.2	no	5						Scottsville	3.2	1.8	no	5	<b>51 Average per week</b>												
Vaal	2.3	1.1	no	2	Fairview	1.5	1.2	yes	7											<b>Week 01/02/2021 to 07/02/2021</b>												
Vaal	1.7	0	yes	7	Kenilworth	1.8	1	no	8																							
Fairview	1.8	1.5	yes	2	Scottsville	3.2	1.4	no	6											click <a href="http://horseracingtips.co.za">http://horseracingtips.co.za</a> to go back to Home Page												
Kenilworth	2	1.4	no	2																												
Kenilworth	1.3	1	yes	3																												
Kenilworth	14	3.5	no	5																												
Kenilworth	2.8	0	yes	7																												
Scottsville	2.3	1.2	yes	2																												
Scottsville	1.8	1.1	yes	3																												

Selection No. 1					Selection No. 2					Selection No. 3					Selection No. 4					Totals Data		Magic Grid™ Stats Start : September 2010													
Today's Track	Now Win	Now Place	Same Jock?	RACE	Today's Track	Now Win	Now Place	Same Jock?	RACE	Today's Track	Now Win	Now Place	Same Jock?	RACE	Today's Track	Now Win	Now Place	Same Jock?	RACE	Totals For Week	Sel 1	Sel 1	Sel 1	Sel 2	Sel 2	Sel 2	Sel 3	Sel 3	Sel 3	Sel 4	Sel 4	Sel 4			
Fairview	3.5	1.9	yes	1	Fairview	2.5	1.8	no	3	Fairview	5.8	1.9	yes	6	Vaal	2.1	0	yes	2	46	11	3	8	13	6	7	13	5	8	9	5	4			
Fairview	5.2	1.4	yes	4	Fairview	4.6	1.4	no	5	Vaal	5.1	2.2	no	1	Turffontein	3.1	1.8	yes	4	1,2&3 Totals For Week		25107		1,2&3 Total to date		Week		595							
Vaal	1.7	1.3	no	6	Vaal	3.9	1.3	no	3	Turffontein	8.7	2.5	yes	5	Turffontein	3.2	1.2	no	7	37		42		Average per week											
Vaal	2.2	0	no	7	Vaal	5.5	1.7	yes	5	Fairview	9.2	3.1	yes	6	Fairview	11	3.3	yes	5	30186		1,2,3&4 Total to date													
Turffontein	3.5	2.2	no	6	Greyville	2.6	1.3	no	1	Fairview	2.3	1.7	no	8	Turffontein	4.4	1.4	no	1	51		Average per week													
Fairview	1.8	0	no	1	Greyville	1.6	1.1	no	2	Turffontein	2.2	1.3	yes	5	Kenilworth	7.3	2.1	yes	2	Week		08/02/2021 to 14/02/2021													
Fairview	3	3	no	4	Greyville	2.2	1.5	yes	3	Turffontein	2.7	1.3	yes	7	Kenilworth	5.9	1.8	no	3																
Turffontein	1.6	1.1	no	3	Turffontein	1.6	1	yes	2	Turffontein	2.7	1.6	no	8	Kenilworth	4.7	2.5	no	7																
Turffontein	1.7	1.2	yes	4	Turffontein	1.4	1.1	no	8	Turffontein	2.5	1.1	no	9	Scottsville	5.3	2.2	yes	5																
Kenilworth	4.9	2	no	1	Turffontein	3.8	1.6	no	2	Kenilworth	8	2.3	no	8																					
Kenilworth	2.5	1.9	no	6	Turffontein	1.7	1.4	yes	6	Scottsville	4.6	2	no	3																					
					Scottsville	2.3	1.5	yes	4	Scottsville	26	6.6	no	6																					
					Scottsville	2.6	1.1	yes	7	Scottsville	2.7	1.5	no	8																					



click <http://horseracingtips.co.za> to go back to Home Page

Selection No. 1					Selection No. 2					Selection No. 3					Selection No. 4					Totals Data		Magic Grid™ Stats Start : September 2010												
Today's Track	Now Win	Now Place	Same Jock?	RACE	Today's Track	Now Win	Now Place	Same Jock?	RACE	Today's Track	Now Win	Now Place	Same Jock?	RACE	Today's Track	Now Win	Now Place	Same Jock?	RACE	Totals For Week	Sel 1	Sel 1	Sel 1	Sel 2	Sel 2	Sel 2	Sel 3	Sel 3	Sel 3	Sel 4	Sel 4	Sel 4		
Kenilworth	2.4	1	yes	4	Fairview	2.4	1.2	yes	4	Vaal	1.9	1	no	1	Fairview	3.8	1.6	no	2	45	10	4	6	12	6	6	13	8	5	10	5	5		
Kenilworth	1.4	1.1	yes	6	Fairview	10	3.1	no	4	Vaal	2.3	1.1	yes	4	Fairview	3.4	1.5	no	3	1,2&3 Totals For Week														
Vaal	1.5	1.1	no	2	Fairview	2.4	1.8	no	6	Vaal	4.1	2.1	no	6	Fairview	2.8	1.3	yes	7		35													
Vaal	8.8	2.9	yes	8	Vaal	2.7	1	yes	2	Kenilworth	2.4	1.3	no	7	Vaal	3.9	2	yes	8	25142	1,2&3 Total to date												Week	596
Fairview	1.5	1	no	5	Vaal	2.4	1.2	yes	7	Vaal	6.5	1.6	no	3	Vaal	5.2	1.9	yes	4	42	Average per week													
Turffontein	2.4	1.3	yes	5	Kenilworth	1.6	1	no	1	Fairview	12	2.7	yes	4	Vaal	9.2	2.9	yes	7															
Scottsville	3	1.2	no	1	Kenilworth	1.3	1	no	2	Fairview	8.2	3.3	no	6	Fairview	1.6	1	yes	2	30231	1,2,3&4 Total to date													
Scottsville	2	1	no	3	Kenilworth	2.3	1.2	yes	3	Fairview	3.5	1.5	yes	7	Fairview	4.7	2	no	3	51	Average per week													
Scottsville	2.6	1.1	no	4	Kenilworth	2	2	yes	8	Turffontein	6.3	3.7	yes	1	Turffontein	4.5	1.7	no	9															
Scottsville	4.9	1.8	no	6	Vaal	2.2	1.5	no	1	Turffontein	5.3	1.7	yes	2	Scottsville	3.5	2	no	2															
					Vaal	2.9	1.2	yes	6	Turffontein	3	1.5	yes	3																				
					Fairview	3.1	1.4	no	1	Turffontein	2.5	1.5	yes	8																				
										Scottsville	6.4	1.9	yes	7																				
																				Week		15/02/2021 to 21/02/2021												



click <http://horseracingtips.co.za> to go back to Home Page

Selection No. 1					Selection No. 2					Selection No. 3					Selection No. 4					Totals Data		Magic Grid™ Stats Start : September 2010																	
Today's Track	Now Win	Now Place	Same Jock?	RACE	Today's Track	Now Win	Now Place	Same Jock?	RACE	Today's Track	Now Win	Now Place	Same Jock?	RACE	Today's Track	Now Win	Now Place	Same Jock?	RACE	Totals For Week	Sel 1	Sel 1 yes	Sel 1 no	Sel 2	Sel 2 yes	Sel 2 no	Sel 3	Sel 3 yes	Sel 3 no	Sel 4	Sel 4 yes	Sel 4 no							
Kenilworth	1.8	1.1	no	2	Kenilworth	2.2	1	yes	7	Kenilworth	5.5	1.7	no	1	Kenilworth	2.5	1.3	no	3	49	6	3	3	16	4	12	18	7	11	9	5	4							
Vaal	3	1.4	yes	6	Vaal	3.3	1.3	no	7	Kenilworth	2.1	1.1	yes	6	Kenilworth	3	1.4	yes	5	1,2&3 Totals For Week																			
Vaal	2.1	1	no	3	Greyville	1.7	1	no	1	Vaal	5.2	1.8	no	1	Vaal	9	2.3	yes	3		40																		
Fairview	1.9	0	yes	5	Greyville	4.9	1.7	no	7	Vaal	1.4	0	yes	4	Greyville	4.5	1.5	yes	4	25182	1,2&3 Total to date		Week 597																
Turf/Vaal	2.6	1.2	yes	9	Vaal	6	1.7	no	1	Vaal	4.8	2	no	8	Vaal	8.4	2.3	yes	7	42	Average per week																		
Greyville	2.8	1.4	no	7	Vaal	2.1	1.3	no	6	Vaal	7.1	2.4	no	9	Turf/Vaal	6.1	2.7	no	3																				
					Fairview	3.5	0	no	1	Greyville	3.5	1.6	no	2	Turf/Vaal	5.6	0	no	4																				
					Fairview	2.1	1.5	no	4	Vaal	1.9	0	yes	2	Greyville	5.3	2	yes	2																				
					Fairview	3.1	1.9	no	7	Vaal	2.3	1.1	yes	4	Greyville	7.6	2.3	no	6																				
					Turf/Vaal	5	2.4	yes	2	Vaal	2.2	1.2	yes	5																									
					Kenilworth	2.7	0	no	2	Fairview	13	5	no	2																									
					Kenilworth	3.2	0	yes	3	Fairview	17	3.8	no	3																									
					Kenilworth	3.4	1.6	no	7	Turf/Vaal	2.7	1.3	no	5																									
					Kenilworth	11	3.1	no	8	Turf/Vaal	2.3	1.3	no	6																									
					Kenilworth	6.2	1.9	no	9	Turf/Vaal	4.6	0	no	8																									
					Greyville	3.9	1.4	yes	3	Kenilworth	5	1.7	yes	4																									
										Kenilworth	11	2.8	no	5																									
										Kenilworth	2.1	1	yes	6																									
																				Week		22/02/2021 to 28/02/2021																	



click <http://horseracingtips.co.za> to go back to Home Page



Selection No. 1					Selection No. 2					Selection No. 3					Selection No. 4					Totals Data		Magic Grid™ Stats Start : September 2010											
Todays Track	Now Win	Now Place	Same Jock?	RACE	Todays Track	Now Win	Now Place	Same Jock?	RACE	Todays Track	Now Win	Now Place	Same Jock?	RACE	Todays Track	Now Win	Now Place	Same Jock?	RACE	Totals For Week	Sel 1	Sel 1	Sel 1	Sel 2	Sel 2	Sel 2	Sel 3	Sel 3	Sel 3	Sel 4	Sel 4	Sel 4	
Greyville	2.1	1.3	no	1	Vaal	4.5	1.5	no	1	Greyville	2.1	1.2	no	4	Greyville	4.3	1.3	yes	3	45	16	6	10	14	8	6	11	3	8	4	2	2	
Greyville	1.9	1.2	yes	8	Vaal	2.2	1.5	yes	7	Greyville	5.5	1.8	yes	6	Greyville	2.3	1.1	no	7	1,2&3 Totals For Week 41													
Vaal	2.6	1.2	no	4	Greyville	1.5	1	yes	4	Greyville	10	2.4	no	7	Greyville	5.9	1.9	yes	5														
Vaal	3.2	1.3	no	5	Greyville	6.6	2	no	8	Vaal	2.3	1.4	no	2	Greyville	4.3	1.9	no	6	25223 1,2&3 Total to date Week 598													
Vaal	6.9	2.4	no	6	Fairview	2	1	yes	3	Vaal	7.5	2.2	yes	3						42 Average per week													
Vaal	1.5	1.1	yes	8	Fairview	2.2	1.1	no	4	Vaal	3.3	1.5	no	6						30325 1,2,3&4 Total to date													
Vaal	1.2	1	yes	1	Fairview	4.2	1.6	yes	6	Fairview	2	1	yes	7						51 Average per week													
Vaal	1.9	1	no	5	Turffontein	2.6	1.4	yes	7	Fairview	4.7	1.6	no	8						Week 01/03/2021 to 07/03/2021													
Fairview	2	1.2	no	1	Turffontein	2.3	1.4	yes	8	Turffontein	4.4	1.7	no	3						 click <a href="http://horseracingtips.co.za">http://horseracingtips.co.za</a> to go back to Home Page													
Fairview	2.9	1.3	no	5	Kenilworth	1.6	1.2	no	3	Kenilworth	4.8	2.2	no	1																			
Turffontein	3	1.6	no	2	Kenilworth	1.5	1.1	no	6	Greyville	7.8	2.2	no	6																			
Turffontein	1.3	1	yes	6	Kenilworth	2.3	1.4	yes	7																								
Kenilworth	5.6	2.1	no	2	Greyville	2.4	1.4	no	3																								
Kenilworth	6.3	2.1	yes	5	Greyville	2.2	1.4	yes	5																								
Kenilworth	1.7	1.3	yes	8																													
Greyville	4.3	1.8	no	2																													

Selection No. 1					Selection No. 2					Selection No. 3					Selection No. 4					Totals Data		Magic Grid™ Stats Start : September 2010															
Todays Track	Now Win	Now Place	Same Jock?	RACE	Todays Track	Now Win	Now Place	Same Jock?	RACE	Todays Track	Now Win	Now Place	Same Jock?	RACE	Todays Track	Now Win	Now Place	Same Jock?	RACE	Totals For Week	Sel 1	Sel1 yes	Sel1 no	Sel 2	Sel2 yes	Sel2 no	Sel 3	Sel3 yes	Sel3 no	Sel 4	Sel4 yes	Sel4 no					
Fairview	8.8	2.2	no	6	Fairview	1.5	1.1	yes	1	Fairview	4.5	1.4	yes	3	Fairview	4.4	1.8	yes	4	49	11	3	8	15	7	8	12	6	6	11	5	6					
Greyville	1.5	1	no	3	Fairview	4.3	1.7	no	7	Vaal	2.6	1.6	yes	1	Vaal	4.3	1.3	no	2	1,2&3 Totals For Week 38	25261	1,2&3 Total to date		Week		599		42	Average per week		30374	1,2,3&4 Total to date		51		Average per week	
Greyville	1.4	1	no	4	Vaal	5.3	1.6	yes	4	Greyville	4.7	1.1	no	2	Vaal	6.5	2.5	yes	3			Week	08/03/2021 to 14/03/2021		Average per week												
Greyville	1.6	1.2	no	5	Greyville	1.7	1	no	1	Turffontein	7.9	1.9	yes	4	Greyville	13	3.5	no	6	30374		1,2,3&4 Total to date		51		Average per week											
Turffontein	4.3	1.5	yes	5	Turffontein	2.6	1.1	no	1	Fairview	11	1.9	no	4	Greyville	3.6	1.1	no	7	Week		08/03/2021 to 14/03/2021		Average per week													
Fairview	3.7	1.5	no	3	Turffontein	3.3	1.6	no	2	Fairview	4.3	1.6	no	6	Fairview	3.9	1.5	no	5	Week		08/03/2021 to 14/03/2021		Average per week													
Turffontein	2.8	1.1	no	2	Turffontein	2	1.1	yes	3	Fairview	1.6	1.1	yes	7	Turffontein	8.4	2.4	yes	8	Week		08/03/2021 to 14/03/2021		Average per week													
Durbanville	3.4	0	yes	3	Turffontein	1.8	1.2	yes	6	Durbanville	2.7	1.5	no	8	Durbanville	2.1	1.5	yes	2	Week		08/03/2021 to 14/03/2021		Average per week													
Greyville	1.5	1	yes	2	Fairview	2.9	1.1	yes	1	Greyville	5.4	1.4	yes	1	Durbanville	8	1.9	yes	4	Week		08/03/2021 to 14/03/2021		Average per week													
Greyville	4	1.7	no	3	Turffontein	1.6	1	no	1	Greyville	8.6	3.1	no	4	Durbanville	14	4.4	no	7	Week		08/03/2021 to 14/03/2021		Average per week													
Greyville	2.2	1.3	no	9	Turffontein	2.5	0	no	3	Greyville	2.9	1.6	yes	6	Greyville	9.6	2	no	7	Week		08/03/2021 to 14/03/2021		Average per week													
					Turffontein	4.4	1.5	yes	5	Greyville	4.9	2	no	8						Week		08/03/2021 to 14/03/2021		Average per week													
					Turffontein	2.5	1.7	no	7											Week		08/03/2021 to 14/03/2021		Average per week													
					Turffontein	2.8	1.4	yes	9											Week		08/03/2021 to 14/03/2021		Average per week													
					Durbanville	3.7	1.5	no	1											Week		08/03/2021 to 14/03/2021		Average per week													



click <http://horseracingtips.co.za> to go back to Home Page

Selection No. 1					Selection No. 2					Selection No. 3					Selection No. 4					Totals Data												
Todays Track	Now Win	Now Place	Same Jock?	RACE	Todays Track	Now Win	Now Place	Same Jock?	RACE	Todays Track	Now Win	Now Place	Same Jock?	RACE	Todays Track	Now Win	Now Place	Same Jock?	RACE	Totals For Week	Sel 1	Sel 1 yes	Sel 1 no	Sel 2	Sel 2 yes	Sel 2 no	Sel 3	Sel 3 yes	Sel 3 no	Sel 4	Sel 4 yes	Sel 4 no
Greyville	2.4	1.6	yes	1	Greyville	4.3	1.4	no	1	Greyville	3.2	1.4	yes	2	Vaal	13	2.6	yes	6	47	10	3	7	17	9	8	12	6	6	8	3	5
Greyville	1.3	1	no	4	Greyville	3.1	1.2	yes	3	Greyville	3.2	2	yes	3	Vaal	3.7	1.6	yes	7	<b>1,2&amp;3 Totals For Week</b>												
Greyville	3.1	1.7	no	6	Greyville	4	1.6	no	5	Greyville	5.9	2	no	5	Turffontein	1.8	1.2	no	7													
Vaal	3.4	1.3	yes	2	Greyville	3.1	1.9	yes	6	Greyville	6.4	2	no	7	Fairview	2.6	1.8	yes	2	25300	1,2&3 Total to date										Week	600
Vaal	1.9	1.3	no	3	Greyville	4.2	2	no	7	Vaal	4.5	1.4	no	1	Turffontein	3	1.7	no	2	42	Average per week											
Turffontein	2.9	1.8	no	2	Greyville	1.8	1.3	no	8	Greyville	3.3	2.4	no	2	Turffontein	3.2	1.5	no	3	<b>30421 1,2,3&amp;4 Total to date</b>												
Turffontein	8.9	3.2	no	3	Turffontein	4.9	1.8	yes	1	Greyville	2.5	1	yes	4	Turffontein	2.8	1.4	no	7													
Turffontein	2	1.2	yes	4	Turffontein	8	2.5	yes	4	Turffontein	8.3	1.6	yes	8	Durbanville	3.3	1	no	1	<b>Week 15/03/2021 to 21/03/2021</b>												
Durbanville	1.6	1.3	no	3	Turffontein	5.3	1.6	no	5	Fairview	9.4	2.3	yes	5																		
Durbanville	1.9	1.3	no	4	Turffontein	3.7	1.5	yes	6	Turffontein	2.3	1.7	no	1																		
					Fairview	9	2.1	no	1	Turffontein	1.6	1.1	no	6																		
					Fairview	1.8	1	yes	6	Turffontein	15	4.8	yes	9																		
					Turffontein	2.3	1	no	5																							
					Durbanville	1.6	1.1	no	2																							
					Durbanville	2.8	1.1	yes	5																							
					Durbanville	3.3	1.6	yes	7																							
					Durbanville	2.4	1.9	yes	8																							



click <http://horseracingtips.co.za> to go back to Home Page

Selection No. 1					Selection No. 2					Selection No. 3					Selection No. 4					Totals Data		Magic Grid™ Stats Start : September 2010												
Today's Track	Now Win	Now Place	Same Jock?	RACE	Today's Track	Now Win	Now Place	Same Jock?	RACE	Today's Track	Now Win	Now Place	Same Jock?	RACE	Today's Track	Now Win	Now Place	Same Jock?	RACE	Totals For Week	Sel 1	Sel 1	Sel 1	Sel 2	Sel 2	Sel 2	Sel 3	Sel 3	Sel 3	Sel 4	Sel 4	Sel 4		
Greyville	4.6	2.1	no	2	Greyville	9.9	3.4	no	1	Durbanville	7	1.5	no	1	Greyville	4.7	1.7	no	5	40	7	4	3	13	4	9	12	3	9	8	3	5		
Greyville	6.5	2.3	yes	3	Greyville	3	1.3	no	7	Durbanville	5.4	2.3	no	4	Durbanville	4.8	2.2	no	5	<b>1,2&amp;3 Totals For Week</b>														
Vaal	3.6	1.7	yes	6	Greyville	2.3	1	no	8	Greyville	1.6	1.4	no	1	Vaal	11	2.9	no	8	32														
Turffontein	4.9	1.7	no	4	Durbanville	1.9	1.2	no	3	Greyville	6.7	2.2	no	6	Turffontein	3.4	1.3	yes	2	25332	<b>1,2&amp;3 Total to date</b>												Week	601
Turffontein	1.3	1.1	yes	7	Durbanville	5.3	2	no	6	Vaal	3.5	1.6	no	1	Turffontein	10	2.9	no	3	42	<b>Average per week</b>													
Greyville	3.8	1.9	yes	1	Durbanville	7.2	2.3	no	7	Vaal	3.6	1.7	no	3	Greyville	8	2.2	yes	4	30461	<b>1,2,3&amp;4 Total to date</b>													
Greyville	20	4.6	no	3	Durbanville	2.8	1.3	yes	8	Fairview	3.2	1.2	no	2	Greyville	6.4	2.1	no	6	51	<b>Average per week</b>													
					Greyville	1.6	1.1	no	3	Fairview	5.6	1.8	no	3	Greyville	4.3	2.1	yes	8	Week 22/03/2021 to 28/03/2021														
					Vaal	5.3	2.3	yes	5	Fairview	9	3.8	yes	6																				
					Vaal	7.7	2.1	yes	9	Turffontein	3.1	1.1	yes	5																				
					Fairview	1.8	1	yes	1	Turffontein	2.8	1.2	no	8																				
					Fairview	8.6	3.8	no	8	Greyville	6.4	2.1	yes	5																				
					Greyville	2.2	1.5	no	2																									



click <http://horseracingtips.co.za> to go back to Home Page

Selection No. 1					Selection No. 2					Selection No. 3					Selection No. 4					Totals Data		Magic Grid™ Stats Start : September 2010															
Today's Track	Now Win	Now Place	Same Jock?	RACE	Today's Track	Now Win	Now Place	Same Jock?	RACE	Today's Track	Now Win	Now Place	Same Jock?	RACE	Today's Track	Now Win	Now Place	Same Jock?	RACE	Totals For Week	Sel 1	Sel 1	Sel 1	Sel 2	Sel 2	Sel 2	Sel 3	Sel 3	Sel 3	Sel 4	Sel 4	Sel 4					
Durbanville	3.3	1.1	yes	4	Durbanville	1.9	1.1	no	1	Scottsville	4.7	1.8	yes	6	Durbanville	5.4	1.9	yes	7	45	25	10	15	11	3	8	4	4	0	5	4	1					
Durbanville	2.3	1.2	yes	5	Durbanville	2.1	1.2	no	3	Turffontein	2.4	1.2	yes	10	Turffontein	3.6	1.4	no	1	<b>1,2&amp;3 Totals For Week</b>																	
Durbanville	11	3.1	no	8	Turffontein	3.4	1.4	yes	5	Kenilworth	4.1	2.2	yes	3	Vaal	15	4.1	yes	5	40																	
Turffontein	2	1.1	no	3	Turffontein	5.2	1.7	no	6	Kenilworth	5.3	1.6	yes	8	Fairview	11	2.8	yes	8	<b>25372 1,2&amp;3 Total to date</b>												<b>Week 602</b>					
Turffontein	1.9	1.1	no	4	Vaal	1.8	1.2	yes	4																												
Turffontein	1.4	1.1	no	7	Fairview	4.7	2.1	yes	2																												
Scottsville	2	1	yes	1	Turffontein	2.4	1.3	no	1																												
Scottsville	3.2	1.4	no	3	Turffontein	2.4	1.4	no	5																												
Scottsville	3.6	1.3	no	8	Scottsville	3.3	1.5	no	4																												
Vaal	1.8	1.3	yes	2	Scottsville	10	3.5	no	5																												
Vaal	4.6	1.9	no	3	Scottsville	1.9	1.3	no	7																												
Vaal	9	2.8	no	7																																	
Fairview	1.2	1	no	1																																	
Fairview	8.4	1.9	no	4																																	
Fairview	1.4	1	no	5																																	
Turffontein	3.6	1.3	yes	3																																	
Turffontein	2.1	1.5	yes	4																																	
Turffontein	1.9	1.1	yes	6																																	
Turffontein	1.3	1	yes	7																																	
Turffontein	1.7	1	yes	8																																	
Kenilworth	2	1.3	no	5																																	
Kenilworth	2.2	2.5	no	7																																	
Scottsville	3	1.5	no	1																																	
Scottsville	1.7	1	yes	2																																	
Scottsville	1.8	1.1	no	6																																	



click <http://horseracingtips.co.za> to go back to Home Page

Selection No. 1					Selection No. 2					Selection No. 3					Selection No. 4					Totals Data		Magic Grid™ Stats Start : September 2010																
Today's Track	Now Win	Now Place	Same Jock?	RACE	Today's Track	Now Win	Now Place	Same Jock?	RACE	Today's Track	Now Win	Now Place	Same Jock?	RACE	Today's Track	Now Win	Now Place	Same Jock?	RACE	Totals For Week	Sel 1	Sel 1 yes	Sel 1 no	Sel 2	Sel 2 yes	Sel 2 no	Sel 3	Sel 3 yes	Sel 3 no	Sel 4	Sel 4 yes	Sel 4 no						
Greyville	1.3	1	no	2	Greyville	2.5	1.1	no	1	Greyville	6.4	1.9	yes	5	Greyville	4.2	1.9	yes	9	47	20	9	11	11	8	3	10	2	8	6	2	4						
Vaal	1.6	1.2	yes	2	Vaal	4.1	1.4	yes	2	Greyville	1.4	1	yes	6	Vaal	6	0	no	1	1,2&3 Totals For Week																		
Vaal	1.5	1	no	4	Vaal	2.2	1.3	yes	3	Greyville	4.2	1.5	no	8	Vaal	7.9	2.1	no	8		41																	
Kenilworth	2	1.2	yes	1	Vaal	3.9	2.3	yes	7	Vaal	3.6	1.8	no	5	Fairview	8	2.6	no	5	25413	1,2&3 Total to date																Week	603
Kenilworth	2.6	1.8	no	2	Fairview	3.3	1.5	yes	4	Vaal	5.9	1.5	no	6	Fairview	5.5	1.6	no	7	42	Average per week																	
Kenilworth	2.6	1.5	yes	4	Fairview	3.6	1.3	yes	8	Vaal	5	2.3	no	7	Turffontein	3.8	1.3	yes	6	30553	1,2,3&4 Total to date																	
Vaal	4.1	1.8	yes	4	Fairview	4.2	1.8	no	9	Kenilworth	4.3	2.2	no	3	Vaal	3.8	1.9	no	6	51	Average per week																	
Vaal	28	3.9	yes	8	Turffontein	5.3	2	yes	7	Vaal	3.8	1.9	no	6	Fairview	3.1	1.5	no	1	Week 05/04/2021 to 11/04/2021																		
Fairview	2.7	1.3	yes	2	Greyville	6	2.1	yes	4	Greyville	3.4	1.3	no	2	Greyville	3.4	1.3	no	2																			
Fairview	11	2.4	yes	3	Greyville	2.8	1.5	yes	5																													
Fairview	7.2	2.6	yes	6																																		
Turffontein	1.8	1.1	no	1																																		
Turffontein	1.7	1.3	yes	2																																		
Turffontein	6.4	1.7	no	3																																		
Turffontein	3.4	1.4	no	4																																		
Turffontein	7.5	2.3	no	5																																		
Greyville	1.6	1	no	1																																		
Greyville	4.6	1.8	no	3																																		
Greyville	7.4	2.3	no	7																																		



click <http://horseracingtips.co.za> to go back to Home Page

Selection No. 1					Selection No. 2					Selection No. 3					Selection No. 4					Totals Data		Magic Grid™ Stats Start : September 2010														
Todays Track	Now Win	Now Place	Same Jock?	RACE	Todays Track	Now Win	Now Place	Same Jock?	RACE	Todays Track	Now Win	Now Place	Same Jock?	RACE	Todays Track	Now Win	Now Place	Same Jock?	RACE	Totals For Week	Sel 1	Sel 1	Sel 1	Sel 2	Sel 2	Sel 2	Sel 3	Sel 3	Sel 3	Sel 4	Sel 4	Sel 4				
Fairview	1.5	1	yes	1	Fairview	1.6	1.7	yes	1	Fairview	2.4	1	yes	5	Kenilworth	4.2	1.3	no	5	41	15	6	9	12	9	3	7	4	3	7	3	4				
Kenilworth	2.2	1.1	yes	1	Fairview	3.5	1.2	yes	3	Vaal	5.7	1.7	yes	1	Vaal	3.8	1.7	yes	7	1,2&3 Totals For Week																
Kenilworth	1.3	1	no	2	Fairview	2.3	1	yes	7	Fairview	2.9	1.7	yes	4	Greyville	11	2.2	yes	2		34															
Kenilworth	1.7	1	yes	4	Fairview	1.5	1	yes	8	Fairview	4.1	2.2	no	8	Greyville	7.1	2.1	no	7	25447	1,2&3 Total to date														Week	604
Kenilworth	12	2.8	no	7	Kenilworth	1.7	0	no	3	Turffontein	1.7	1	no	1	Fairview	7.2	3.3	no	3	42	Average per week															
Kenilworth	2.5	1.5	no	8	Vaal	4.5	1.9	no	2	Scottsville	3.3	1.4	no	4	Turffontein	8.4	2.3	no	5	30594	1,2,3&4 Total to date															
Vaal	1.4	1	yes	3	Vaal	2.4	1.2	yes	5	Scottsville	6.9	1.6	yes	7	Scottsville	2.3	1.2	yes	6	51	Average per week															
Greyville	2	1.1	no	1	Vaal	8	2.9	yes	8																											
Greyville	4.6	1.7	no	4	Greyville	1.4	1	yes	3																											
Greyville	4.3	2.2	no	5	Fairview	3	1.2	no	2																											
Fairview	1.2	1	no	1	Fairview	7.1	1.6	yes	7																											
Turffontein	1.6	1.2	no	4	Turffontein	1.8	1	yes	9																											
Turffontein	1.3	1	yes	7																																
Scottsville	1.4	1	no	2																																
Scottsville	2.1	1.2	yes	3																																
																				Week		12/04/2021 to 18/04/2021														



click <http://horseracingtips.co.za> to go back to Home Page

Selection No. 1					Selection No. 2					Selection No. 3					Selection No. 4					Totals Data		Magic Grid™ Stats Start : September 2010											
Todays Track	Now Win	Now Place	Same Jock?	RACE	Todays Track	Now Win	Now Place	Same Jock?	RACE	Todays Track	Now Win	Now Place	Same Jock?	RACE	Todays Track	Now Win	Now Place	Same Jock?	RACE	Totals For Week	Sel 1	Sel 1	Sel 1	Sel 2	Sel 2	Sel 2	Sel 3	Sel 3	Sel 3	Sel 4	Sel 4	Sel 4	
Kenilworth	2.1	1	no	1	Turffontein	1.9	1.2	no	8	Turffontein	4.3	1.4	no	4	Kenilworth	4	1.2	no	6	46	11	5	6	15	10	5	13	9	4	7	4	3	
Kenilworth	3.3	1.7	yes	4	Greyville	2.1	1.3	yes	2	Turffontein	4.5	1.6	yes	7	Kenilworth	3.3	1.6	no	8	1,2&3 Totals For Week													
Kenilworth	4.5	1.2	yes	7	Greyville	3.8	1.3	no	3	Greyville	2.4	1.3	no	8	Turffontein	6.8	2.4	yes	5		39												
Turffontein	5.1	1.7	no	2	Greyville	5.5	1.9	yes	4	Vaal	2.8	1.4	yes	1	Vaal	5.8	2.1	yes	5	25486 1,2&3 Total to date		Week 605											
Turffontein	5.9	1.6	yes	3	Vaal	2.7	1.2	no	6	Vaal	2.6	1.5	yes	2	Turffontein	8.2	2.5	yes	9	42 Average per week													
Greyville	1.8	1	no	1	Vaal	2.7	1.3	yes	7	Vaal	7.4	2.4	yes	3	Greyville	4	1.7	yes	5	30640 1,2,3&4 Total to date													
Greyville	9.2	2.7	no	5	Fairview	2.6	1.1	no	1	Vaal	4.3	1.6	no	8	Greyville	4.4	1.9	no	9	51 Average per week													
Fairview	12	2.7	no	4	Turffontein	4	1.8	no	1	Fairview	3.9	1.5	yes	2																			
Fairview	3.6	1.6	yes	6	Turffontein	1.6	1.2	yes	8	Fairview	11	2.7	yes	3																			
Turffontein	2.9	1.4	yes	4	Kenilworth	3.9	1.9	yes	3	Fairview	4.7	1.9	yes	5																			
Kenilworth	2.5	1.9	no	1	Kenilworth	4.7	1.6	yes	7	Turffontein	3.4	1	yes	2																			
					Greyville	1.6	1.2	yes	1	Turffontein	4.8	2.3	no	7																			
					Greyville	2	1.3	yes	2	Greyville	3.2	1	yes	7																			
					Greyville	2.4	1.1	yes	3																								
					Greyville	4.6	2.6	yes	4																								
																				Week		19/04/2021 to 25/04/2021											



click <http://horseracingtips.co.za> to go back to Home Page



Selection No. 1					Selection No. 2					Selection No. 3					Selection No. 4					Totals Data		Magic Grid™ Stats Start : September 2010													
Todays Track	Now Win	Now Place	Same Jock?	RACE	Todays Track	Now Win	Now Place	Same Jock?	RACE	Todays Track	Now Win	Now Place	Same Jock?	RACE	Todays Track	Now Win	Now Place	Same Jock?	RACE	Totals For Week	Sel 1	Sel 1	Sel 1	Sel 2	Sel 2	Sel 2	Sel 3	Sel 3	Sel 3	Sel 4	Sel 4	Sel 4			
Greyville	6	1.7	yes	4	Greyville	1.4	1	yes	1	Greyville	5.6	2	yes	6	Kenilworth	4.7	1.2	yes	3	48	14	5	9	19	10	9	10	6	4	5	2	3			
Greyville	4.9	1.9	no	7	Greyville	1.5	1	yes	2	Kenilworth	1.4	1.2	yes	2	Vaal	3.6	1.3	no	1	1,2&3 Totals For Week															
Turffontein	1.5	1.1	no	1	Turffontein	2.1	1.1	no	2	Kenilworth	3.9	1.9	yes	8	Turffontein	14	2.6	no	10	43															
Turffontein	1.7	1	no	3	Turffontein	3.8	1.3	no	5	Vaal	7.9	1.8	no	3	Greyville	2.3	1.2	yes	7	25529	1,2&3 Total to date												Week	606	
Kenilworth	4.1	1.7	no	1	Turffontein	4.8	2	no	6	Vaal	3.9	2.3	no	5	Greyville	4.7	2.9	no	10	42	Average per week														
Kenilworth	2.6	1.7	yes	4	Turffontein	3.8	1.1	no	7	Vaal	4.3	1.6	yes	9	Fairview	6.1	1.7	no	4	30688		1,2,3&4 Total to date													
Vaal	2.6	1.2	no	2	Turffontein	4.3	1.6	no	8	Fairview	6.1	1.7	no	4	Turffontein	6.3	2.2	yes	1	51	Average per week														
Vaal	5.6	1.9	no	6	Kenilworth	10	2.9	yes	5	Turffontein	6.3	2.2	yes	5	Turffontein	3.7	1.4	yes	8	Week		26/04/2021 to 02/05/2021													
Fairview	1.7	1	yes	6	Kenilworth	3.5	1.7	yes	7	Turffontein	3.7	1.4	yes	8	Greyville	9.2	2.4	no	4																
Fairview	6	2.9	yes	7	Vaal	2.9	0	yes	4	Greyville	9.2	2.4	no	4																					
Turffontein	3	1.4	no	5	Fairview	1.9	1	no	1																										
Turffontein	4	1.7	yes	7	Fairview	3	1.7	no	5																										
Greyville	3.4	1.7	no	1	Fairview	1.5	1.3	no	8																										
Greyville	2.5	1.1	no	2	Turffontein	3.8	1.6	no	2																										
					Turffontein	1.9	1.4	yes	4																										
					Turffontein	2.8	1.2	yes	9																										
					Greyville	2.1	1.4	yes	3																										
					Greyville	2.4	1.2	yes	5																										
					Greyville	1.3	1	yes	6																										



click <http://horseracingtips.co.za> to go back to Home Page

Selection No. 1					Selection No. 2					Selection No. 3					Selection No. 4					Totals Data		Magic Grid™ Stats Start : September 2010											
Todays Track	Now Win	Now Place	Same Jock?	RACE	Todays Track	Now Win	Now Place	Same Jock?	RACE	Todays Track	Now Win	Now Place	Same Jock?	RACE	Todays Track	Now Win	Now Place	Same Jock?	RACE	Totals For Week	Sel 1	Sel 1	Sel 1	Sel 2	Sel 2	Sel 2	Sel 3	Sel 3	Sel 3	Sel 4	Sel 4	Sel 4	
Kenilworth	1.5	0	no	4	Kenilworth	3.4	1.2	no	1	Kenilworth	5.4	3.7	yes	5	Kenilworth	6	2.1	no	6	43	12	8	4	19	5	14	4	2	2	8	3	5	
Kenilworth	3.2	2.4	yes	7	Kenilworth	1.9	1	no	2	Vaal	3.1	1.5	no	8	Kenilworth	4.4	1.7	yes	8	1,2&3 Totals For Week	35	25564	1,2&3 Total to date	Week 607	42	Average per week	30731	1,2,3&4 Total to date	51	Average per week	Week 03/05/2021 to 09/05/2021		
Vaal	2.1	1.1	yes	1	Kenilworth	2.2	1.3	no	3	Turffontein	4.6	1.4	no	3	Vaal	3.4	1.5	yes	5														
Vaal	1.8	1.5	yes	3	Vaal	2.9	1.2	yes	4	Kenilworth	4.4	1.6	yes	7	Turffontein	2.4	1.3	yes	6	25564	1,2&3 Total to date	Week 607	42	Average per week	30731	1,2,3&4 Total to date	51	Average per week	Week 03/05/2021 to 09/05/2021				
Vaal	2	1.5	yes	6	Turffontein	1.1	1	no	4					Fairview	15	2.8	no	3															
Turffontein	2.2	1.2	yes	1	Turffontein	1.8	1.1	yes	5					Fairview	6.8	2	no	5	25564	1,2&3 Total to date	Week 607	42	Average per week	30731	1,2,3&4 Total to date	51	Average per week	Week 03/05/2021 to 09/05/2021					
Fairview	5.1	1.7	yes	8	Fairview	3.7	1.7	no	1					Turffontein	4.8	1.8	no	3															
Turffontein	2.5	1.5	no	8	Fairview	2.8	1.3	yes	2					Scottsville	4.6	1.6	no	6	25564	1,2&3 Total to date	Week 607	42	Average per week	30731	1,2,3&4 Total to date	51	Average per week	Week 03/05/2021 to 09/05/2021					
Kenilworth	1.2	1.2	yes	2	Fairview	2.8	1	no	4																								
Kenilworth	3.9	2.3	no	5	Turffontein	1.6	1.3	no	1									25564	1,2&3 Total to date	Week 607	42	Average per week	30731	1,2,3&4 Total to date	51	Average per week	Week 03/05/2021 to 09/05/2021						
Scottsville	1.6	1	no	2	Turffontein	1.7	1	yes	2																								
Scottsville	2.5	1.3	yes	3	Turffontein	3.8	1.4	no	5									25564	1,2&3 Total to date	Week 607	42	Average per week	30731	1,2,3&4 Total to date	51	Average per week	Week 03/05/2021 to 09/05/2021						
					Turffontein	3.1	1.9	no	6																								
					Turffontein	3.5	2	no	7									25564	1,2&3 Total to date	Week 607	42	Average per week	30731	1,2,3&4 Total to date	51	Average per week	Week 03/05/2021 to 09/05/2021						
					Kenilworth	2.7	1.5	no	3																								
					Kenilworth	3.4	1.3	no	8									25564	1,2&3 Total to date	Week 607	42	Average per week	30731	1,2,3&4 Total to date	51	Average per week	Week 03/05/2021 to 09/05/2021						
					Scottsville	4	1.9	no	1																								
					Scottsville	5.8	2.1	yes	5									25564	1,2&3 Total to date	Week 607	42	Average per week	30731	1,2,3&4 Total to date	51	Average per week	Week 03/05/2021 to 09/05/2021						
					Scottsville	5.7	2.2	no	9																								



click <http://horseracingtips.co.za> to go back to Home Page

Selection No. 1					Selection No. 2					Selection No. 3					Selection No. 4					Totals Data		Magic Grid™ Stats Start : September 2010														
Today's Track	Now Win	Now Place	Same Jock?	RACE	Today's Track	Now Win	Now Place	Same Jock?	RACE	Today's Track	Now Win	Now Place	Same Jock?	RACE	Today's Track	Now Win	Now Place	Same Jock?	RACE	Totals For Week	Sel 1	Sel 1 yes	Sel 1 no	Sel 2	Sel 2 yes	Sel 2 no	Sel 3	Sel 3 yes	Sel 3 no	Sel 4	Sel 4 yes	Sel 4 no				
Fairview	1.3	1	no	1	Greyville	5	1.9	no	3	Greyville	4.1	1.4	yes	5	Greyville	19	4.6	yes	9	44	16	9	7	9	5	4	11	7	4	8	4	4				
Fairview	1.5	1	yes	2	Greyville	6.8	2.4	yes	7	Greyville	6.4	2.2	no	6	Fairview	4.2	1.8	no	5	1,2&3 Totals For Week	36	25600	1,2&3 Total to date	Week 608	30775	1,2,3&4 Total to date	51	Average per week	Week 10/05/2021 to 16/05/2021							
Fairview	3	1.3	yes	7	Durbanville	1.5	1.1	no	2	Greyville	3.5	2.4	yes	8	Fairview	16	4.1	yes	6																	
Durbanville	1.9	1	yes	1	Durbanville	5	1.9	yes	7	Fairview	5.7	1.7	yes	4	Durbanville	5.4	1.8	yes	3	Average per week	Average per week	Average per week	Average per week	Average per week	Average per week	Average per week	Average per week	Average per week	Average per week							
Durbanville	3	1.7	yes	6	Vaal	3.8	1.2	yes	4	Fairview	4.1	1.9	no	8	Durbanville	11	2.4	no	4																	
Vaal	3.1	1.1	yes	1	Vaal	1.9	1.4	no	7	Durbanville	1.8	1.8	yes	5	Vaal	8.8	2.9	no	6	Average per week	Average per week	Average per week	Average per week	Average per week	Average per week	Average per week	Average per week	Average per week	Average per week							
Vaal	2.3	1.2	no	2	Turffontein	1.6	1.1	yes	4	Fairview	7.2	2.3	no	6	Fairview	5.4	1.8	yes	8																	
Fairview	1.1	1	yes	3	Turffontein	1.4	1.1	no	6	Fairview	4.3	2.2	yes	7	Greyville	22	4.2	no	2	Average per week	Average per week	Average per week	Average per week	Average per week	Average per week	Average per week	Average per week	Average per week	Average per week							
Fairview	1.8	0	yes	4	Greyville	3	1.2	yes	1	Turffontein	3.6	1.7	yes	1																						
Fairview	8.2	3.8	no	5						Greyville	2.7	1.4	yes	7																						
Fairview	5.2	2	no	9						Greyville	5.4	2.5	no	8																						
Turffontein	3.4	1.3	yes	2																																
Turffontein	1.9	1.1	no	3																																
Turffontein	2.3	1.3	yes	8																																
Greyville	5.3	1.8	no	4																																
Greyville	1.8	1.1	no	5																																



click <http://horseracingtips.co.za> to go back to Home Page

Selection No. 1					Selection No. 2					Selection No. 3					Selection No. 4					Totals Data		Magic Grid™ Stats Start : September 2010															
Todays Track	Now Win	Now Place	Same Jock?	RACE	Todays Track	Now Win	Now Place	Same Jock?	RACE	Todays Track	Now Win	Now Place	Same Jock?	RACE	Todays Track	Now Win	Now Place	Same Jock?	RACE	Totals For Week	Sel 1	Sel 1	Sel 1	Sel 2	Sel 2	Sel 2	Sel 3	Sel 3	Sel 3	Sel 4	Sel 4	Sel 4					
Kenilworth	3.7	1.5	yes	2	Kenilworth	2	1.2	yes	3	Kenilworth	4.2	1.7	yes	1	Vaal	3.8	1.5	no	6	56	19	9	10	15	11	4	9	2	7	13	6	7					
Vaal	2.7	1.7	yes	1	Kenilworth	2.5	1.3	yes	5	Greyville	19	4.8	no	3	Greyville	5.8	1.8	yes	7																		
Vaal	1.6	0	yes	3	Kenilworth	2.2	1.1	yes	6	Vaal	8	2.3	no	1	Vaal	3.9	1.6	yes	2	1,2&3 Totals For Week																	
Vaal	13	2.9	yes	4	Vaal	1.8	1.2	yes	2	Vaal	3.4	1.5	no	7	Vaal	32	5.7	no	8	43																	
Vaal	2.8	1.7	no	7	Vaal	5.4	1.7	yes	8	Mauritius	7.1	3.5	no	8	Fairview	4.2	1.6	yes	5	25643 1,2&3 Total to date		Week 609															
Greyville	1.5	1	no	1	Vaal	5.9	2	yes	3	Turffontein	3.2	1.7	no	8	Fairview	11	3.1	no	8	42 Average per week																	
Greyville	2.5	1.5	yes	2	Fairview	1.7	1.1	no	1	Turffontein	5	1.6	no	9	Mauritius	5.3	2.1	no	2	30831 1,2,3&4 Total to date																	
Greyville	4.7	1.6	yes	5	Fairview	2.2	1.3	no	3	Scottsville	7.6	1.7	no	1	Mauritius	8.6	3.4	no	3	51 Average per week																	
Fairview	1.2	1	no	2	Fairview	1.6	1.2	yes	6	Scottsville	3.3	1.2	yes	8	Mauritius	3.6	1.6	no	4																		
Fairview	2.5	1.5	no	7	Mauritius	1.6	1.2	yes	5						Kenilworth	6.8	2.4	yes	2																		
Mauritius	6.5	1	no	6	Turffontein	6.2	1.5	no	2						Kenilworth	3	1.6	yes	8																		
Mauritius	3.8	1	no	7	Turffontein	3.3	1.4	yes	4						Scottsville	2.9	1.1	yes	2																		
Mauritius	4.3	2.8	no	9	Turffontein	2.4	1.1	yes	5						Scottsville	6	1.9	no	4																		
Turffontein	1.5	1.1	no	1	Kenilworth	1.5	1.5	no	3											Week 17/05/2021 to 23/05/2021																	
Turffontein	1.4	1.4	yes	6	Kenilworth	1.9	1.1	yes	5																												
Turffontein	12	2.5	no	7																																	
Kenilworth	2.3	1.7	yes	6																																	
Kenilworth	6.4	2.5	no	7																																	
Scottsville	1.7	1.2	yes	9																																	



click <http://horseracingtips.co.za> to go back to Home Page

Selection No. 1					Selection No. 2					Selection No. 3					Selection No. 4					Totals Data		Magic Grid™ Stats Start : September 2010												
Today's Track	Now Win	Now Place	Same Jock?	RACE	Today's Track	Now Win	Now Place	Same Jock?	RACE	Today's Track	Now Win	Now Place	Same Jock?	RACE	Today's Track	Now Win	Now Place	Same Jock?	RACE	Totals For Week	Sel 1	Sel 1	Sel 1	Sel 2	Sel 2	Sel 2	Sel 3	Sel 3	Sel 3	Sel 4	Sel 4	Sel 4		
Greyville	3.7	1.7	no	3	Durbanville	3.3	0	no	2	Greyville	12	4.1	no	2	Greyville	7.9	3.6	yes	1	56	20	7	13	15	6	9	17	8	9	4	2	2		
Greyville	4.5	1.7	yes	4	Durbanville	6.5	1.5	no	5	Greyville	4.3	1.4	no	5	Greyville	4.2	1.4	no	6	<b>1,2&amp;3 Totals For Week</b> <b>52</b>  <b>25695 1,2&amp;3 Total to date</b> <b>42 Average per week</b>  <b>30887 1,2,3&amp;4 Total to date</b> <b>51 Average per week</b>  <b>Week 24/05/2021 to 30/05/2021</b>													Week	610
Fairview	2.4	1.4	no	2	Fairview	2.1	1.2	no	1	Fairview	3.7	1.4	yes	3	Greyville	13	3.7	yes	8															
Fairview	1.9	1.4	yes	7	Fairview	3	1.3	no	2	Fairview	3.7	1.2	yes	8	Durbanville	5.1	2.4	no	6															
Durbanville	1.6	1.2	no	3	Mauritius	2.5	1.6	no	2	Fairview	11	2.1	no	3																				
Durbanville	1.7	1.3	yes	4	Mauritius	2.6	1	yes	4	Fairview	3.9	1.9	yes	4																				
Durbanville	2	1	yes	7	Mauritius	3.3	1.3	no	6	Fairview	1.9	1.2	no	5																				
Vaal	3.7	2.4	no	1	Greyville	1.9	1.2	yes	1	Fairview	2.4	1.2	yes	8																				
Vaal	1.8	1	no	2	Greyville	6.9	2	yes	4	Mauritius	15	2.2	no	1																				
Vaal	1.5	1	no	3	Greyville	1.9	1.1	yes	7	Mauritius	2.3	0	yes	3																				
Vaal	2.3	1.2	no	4	Greyville	5.7	2	no	9	Mauritius	9.3	2.1	no	5																				
Vaal	3.5	1.4	yes	5	Kenilworth	2.9	2	yes	2	Greyville	25	9.9	no	2																				
Fairview	8.8	4	no	6	Turffontein	3	1.9	no	3	Kenilworth	4	2.3	no	5																				
Mauritius	2.2	1.1	no	7	Turffontein	3.8	1	yes	4	Kenilworth	5	1.7	no	6																				
Mauritius	5.5	2.1	no	9	Turffontein	1.4	1	no	5	Turffontein	1.9	1	yes	2																				
Greyville	1.5	1	yes	6						Turffontein	1.8	1.2	yes	6																				
Kenilworth	1.8	1.8	no	1						Turffontein	7.3	1.8	yes	8																				
Kenilworth	5.8	1.6	no	7																														
Turffontein	4.1	2.2	no	1																														
Turffontein	1.7	1.3	yes	7																														




click <http://horseracingtips.co.za> to go back to Home Page

Selection No. 1					Selection No. 2					Selection No. 3					Selection No. 4					Totals Data		Magic Grid™ Stats Start : September 2010															
Today's Track	Now Win	Now Place	Same Jock?	RACE	Today's Track	Now Win	Now Place	Same Jock?	RACE	Today's Track	Now Win	Now Place	Same Jock?	RACE	Today's Track	Now Win	Now Place	Same Jock?	RACE	Totals For Week	Sel 1	Sel 1	Sel 1	Sel 2	Sel 2	Sel 2	Sel 3	Sel 3	Sel 3	Sel 4	Sel 4	Sel 4					
Fairview	1.4	1	yes	2	Fairview	2.6	1.4	no	1	Vaal	2.4	1.3	yes	9	Fairview	5.2	2.5	yes	5	43	18	12	6	10	5	5	5	3	2	10	3	7					
Fairview	2.8	1.6	yes	3	Fairview	3.2	1.3	yes	8	Vaal	6.1	2.3	yes	5	Vaal	8.1	2.3	yes	8																		
Fairview	7	2.2	yes	6	Vaal	4.2	1.4	no	4	Kenilworth	2.6	1.4	yes	5	Greyville	8.6	2.5	yes	4	1,2&3 Totals For Week																	
Vaal	1.4	1	no	2	Greyville	4.2	1.6	no	1	Scottsville	11	2.4	no	5	Greyville	5.3	2.1	no	7	33																	
Vaal	1.4	1.3	no	3	Vaal	1.3	1	yes	3	Turffontein	3	1.6	no	1	Vaal	3.7	1.9	no	1	25728 1,2&3 Total to date		Week 611															
Vaal	1.2	1.1	yes	6	Kenilworth	1.4	1.2	no	4						Vaal	1.8	1.1	no	7	42 Average per week																	
Greyville	2.3	1.2	yes	6	Kenilworth	8.6	3.2	yes	8						Mauritius	35	12.3	no	1	30930 1,2,3&4 Total to date																	
Greyville	2.8	1.5	yes	8	Scottsville	2	1	no	2						Mauritius	6.4	1.6	no	4	51 Average per week																	
Vaal	2.7	1.6	yes	4	Turffontein	4	1.4	yes	5						Scottsville	4	1.7	no	4	Week 31/05/2021 to 06/06/2021																	
Kenilworth	1.5	1	yes	1	Turffontein	1.6	1.1	yes	6						Scottsville	11	2.9	no	8																		
Mauritius	8.4	5.6	yes	2																																	
Mauritius	2.8	1	no	3																																	
Mauritius	2.5	1.1	yes	5																																	
Scottsville	3	1.7	no	1																																	
Turffontein	1.6	1	no	2																																	
Turffontein	11	3.4	yes	3																																	
Turffontein	5.9	3.2	no	4																																	
Turffontein	2.1	2	yes	8																																	



click <http://horseracingtips.co.za> to go back to Home Page

Selection No. 1					Selection No. 2					Selection No. 3					Selection No. 4					Totals Data		Magic Grid™ Stats Start : September 2010													
Today's Track	Now Win	Now Place	Same Jock?	RACE	Today's Track	Now Win	Now Place	Same Jock?	RACE	Today's Track	Now Win	Now Place	Same Jock?	RACE	Today's Track	Now Win	Now Place	Same Jock?	RACE	Totals For Week	Sel 1	Sel 1	Sel 1	Sel 2	Sel 2	Sel 2	Sel 3	Sel 3	Sel 3	Sel 4	Sel 4	Sel 4			
Fairview	2.2	1.2	no	5	Fairview	1.7	1.1	yes	1	Vaal	4.7	1.7	yes	7	Fairview	13	3.5	no	2	50	20	13	7	19	12	7	7	3	4	4	0	4			
Fairview	11	3.3	yes	8	Fairview	1.3	0	yes	3	Kenilworth	6.4	1.7	yes	1	Mauritius	6	2.3	no	4	1,2&3 Totals For Week															
Vaal	2.2	1	no	1	Fairview	5.5	2.2	yes	4	Kenilworth	3	1.3	yes	7	Mauritius	5.4	2.1	no	5		46														
Vaal	2.1	1	yes	2	Fairview	3.4	1.1	yes	7	Vaal	5.3	1.8	no	1	Mauritius	4.2	3.4	no	6	25774 1,2&3 Total to date		Week 612													
Vaal	1.4	1.1	yes	4	Vaal	3.8	1.9	no	8	Fairview	3	1.4	no	5	42 Average per week																				
Vaal	3	0	yes	6	Kenilworth	1.9	1.2	no	2	Fairview	8.4	2.6	no	6	30980 1,2,3&4 Total to date																				
Kenilworth	7	1.9	no	4	Vaal	2.7	1.4	yes	4	Kenilworth	3.1	1.4	no	1	51 Average per week																				
Kenilworth	14	3.8	no	8	Vaal	3.3	1.6	yes	6																										
Vaal	1.5	1.1	yes	2	Fairview	5.5	2.2	yes	2																										
Vaal	1.5	1	no	3	Fairview	1.4	1	yes	4																										
Vaal	1.7	1	yes	7	Mauritius	4.6	1.6	yes	1																										
Fairview	1.6	1.1	yes	1	Mauritius	1.9	1	no	2																										
Fairview	1.6	1	no	7	Mauritius	8.6	1.9	yes	8																										
Mauritius	8.7	1.8	yes	3	Greyville	4.5	1.8	yes	1																										
Mauritius	8.6	1.9	yes	7	Greyville	2.7	1.3	yes	4																										
Greyville	7.9	2.2	yes	3	Kenilworth	3.7	1.7	no	2																										
Greyville	2.8	1.5	yes	5	Kenilworth	1.4	0	no	3																										
Greyville	1.8	1	yes	7	Kenilworth	1.8	1	no	4																										
Greyville	3	1.7	yes	9	Kenilworth	4.6	1.7	no	8																										
Kenilworth	2.6	0	no	6																															



click <http://horseracingtips.co.za> to go back to Home Page

Selection No. 1					Selection No. 2					Selection No. 3					Selection No. 4					Totals Data		Magic Grid™ Stats Start : September 2010																					
Todays Track	Now Win	Now Place	Same Jock?	RACE	Todays Track	Now Win	Now Place	Same Jock?	RACE	Todays Track	Now Win	Now Place	Same Jock?	RACE	Todays Track	Now Win	Now Place	Same Jock?	RACE	Totals For Week	Sel 1	Sel 1 yes	Sel 1 no	Sel 2	Sel 2 yes	Sel 2 no	Sel 3	Sel 3 yes	Sel 3 no	Sel 4	Sel 4 yes	Sel 4 no											
Turffontein	1.2	1	yes	3	Turffontein	2.7	1.5	yes	4	Turffontein	8.2	2.8	yes	8	Turffontein	4.7	1.6	yes	2	48	16	7	9	17	6	11	8	5	3	7	4	3											
Turffontein	3.8	1.4	no	4	Turffontein	2.9	1.2	yes	6	Fairview	2.8	1.1	no	2	Turffontein	7.2	2.3	no	4																								
Turffontein	5.9	2.4	yes	5	Turffontein	2.2	1	no	7	Mauritius	5	2	no	3	Fairview	4.4	1.2	no	4	<b>1,2&amp;3 Totals For Week</b>																							
Fairview	4.8	2.3	yes	8	Fairview	2.3	0	no	3	Mauritius	7.3	2.6	no	5	Scottsville	4.6	1.7	yes	7	41																							
Scottsville	2.2	1.1	no	3	Fairview	2.1	1	no	4	Scottsville	7.1	2	yes	1	Kenilworth	5	2.1	yes	4	25815	1,2&3 Total to date																						
Turffontein	5.2	1.9	no	1	Fairview	2.3	1.8	no	5	Scottsville	6.5	1.7	yes	2	Kenilworth	3.3	2.5	no	5	42	Average per week																						
Fairview	2.3	1.1	no	5	Scottsville	6.2	2.3	no	2	Turffontein	2.1	1.2	yes	2	Turffontein	3.4	1.6	yes	7																								
Fairview	4	1.9	no	6	Scottsville	4.8	1.9	yes	5	Turffontein	4.3	1.9	yes	3																													
Fairview	5.1	1.8	no	7	Turffontein	1.7	1	yes	3																																		
Mauritius	1.5	1.1	yes	1	Fairview	2.6	1.1	no	2																																		
Scottsville	4.1	1.7	yes	5	Fairview	4.3	1.6	no	3																																		
Scottsville	3	1.7	yes	6	Fairview	1.4	1	no	8																																		
Kenilworth	8.4	2.8	no	2	Mauritius	2.4	1.4	no	2																																		
Kenilworth	5.4	2.2	no	7	Scottsville	2.5	1.4	no	9																																		
Turffontein	1.4	1.1	no	4	Kenilworth	2.5	1.3	no	3																																		
Turffontein	1.7	1	yes	5	Turffontein	2.9	1.4	yes	1																																		
					Turffontein	1.7	1.2	yes	6																																		



click <http://horseracingtips.co.za> to go back to Home Page



Selection No. 1					Selection No. 2					Selection No. 3					Selection No. 4					Totals Data		Magic Grid™ Stats Start : September 2010																		
Todays Track	Now Win	Now Place	Same Jock?	RACE	Todays Track	Now Win	Now Place	Same Jock?	RACE	Todays Track	Now Win	Now Place	Same Jock?	RACE	Todays Track	Now Win	Now Place	Same Jock?	RACE	Totals For Week	Sel 1	Sel 1	Sel 1	Sel 2	Sel 2	Sel 2	Sel 3	Sel 3	Sel 3	Sel 4	Sel 4	Sel 4								
Vaal	1.2	1	yes	3	Greyville	4.2	1.7	no	2	Vaal	5	1.3	no	2	Greyville	3.1	2	yes	5	49	12	10	2	17	8	9	8	2	6	12	5	7								
Vaal	1.9	1.1	yes	5	Vaal	1.6	1.1	yes	1	Vaal	4.1	1.7	no	8	Vaal	12	2.9	no	2																					
Kenilworth	5.8	2.6	yes	6	Kenilworth	4.1	2.6	no	2	Fairview	6	2.1	no	1	Vaal	9.5	2.8	yes	6	<b>1,2&amp;3 Totals For Week</b>																				
Vaal	1.6	1.1	yes	4	Kenilworth	2.8	1.7	yes	3	Fairview	3.1	1.5	no	3	Kenilworth	4.1	1.5	no	1	37																				
Vaal	1.6	1	yes	5	Kenilworth	2.5	1.5	yes	7	Turffontein	4.3	1.8	yes	2	Kenilworth	3.3	1.6	no	4	25852	1,2&3 Total to date		Week		614															
Fairview	4.9	1.6	yes	6	Vaal	3.1	2.1	no	1	Turffontein	1.8	1.3	no	6	Kenilworth	3.8	1.6	no	3	42	Average per week																			
Fairview	3.1	1.3	no	8	Vaal	2.3	1.7	yes	3	Turffontein	3.6	2.5	yes	7	Kenilworth	5.4	1.7	yes	5	31077	1,2,3&4 Total to date																			
Turffontein	1.3	1.2	no	1	Fairview	1.5	1	no	2	Greyville	5.7	1.9	no	6	Kenilworth	6.7	1.8	yes	7	51	Average per week																			
Turffontein	3.8	1.2	yes	3	Fairview	5.8	1.8	yes	7						Mauritius	4.7	1.1	no	4	Week	21/06/2021 to 27/06/2021																			
Kenilworth	1.4	1	yes	6	Kenilworth	2	2	no	1						Mauritius	5	2	no	6																					
Greyville	3.4	1.8	yes	5	Kenilworth	1.8	1.3	yes	2						Mauritius	2.3	1	no	7																					
Greyville	6.1	2.2	yes	8	Kenilworth	7.9	3	no	8						Greyville	6.5	2	yes	1																					
					Mauritius	1.2	1	no	2																															
					Mauritius	2	3.3	yes	3																															
					Mauritius	3.3	1	no	5																															
					Greyville	9.5	2	no	2																															
					Greyville	1.4	1	yes	7																															




click <http://horseracingtips.co.za> to go back to Home Page

Selection No. 1					Selection No. 2					Selection No. 3					Selection No. 4					Totals Data		Magic Grid™ Stats Start : September 2010																	
Todays Track	Now Win	Now Place	Same Jock?	RACE	Todays Track	Now Win	Now Place	Same Jock?	RACE	Todays Track	Now Win	Now Place	Same Jock?	RACE	Todays Track	Now Win	Now Place	Same Jock?	RACE	Totals For Week	Sel 1	Sel 1	Sel 1	Sel 2	Sel 2	Sel 2	Sel 3	Sel 3	Sel 3	Sel 4	Sel 4	Sel 4							
Greyville	1.4	1	yes	1	Greyville	3.5	2.3	yes	9	Vaal	4.7	2.2	yes	5	Greyville	9.4	3.1	no	8	34	12	7	5	9	7	2	7	3	4	6	1	5							
Greyville	4.9	1.8	no	2	Vaal	3.9	2.1	no	1	Vaal	3.7	1.5	yes	8	Vaal	5.8	1.8	no	4	1,2&3 Totals For Week																			
Vaal	1.2	1	yes	5	Vaal	2.7	1.4	yes	2	Fairview	5.7	1.5	no	1	Vaal	5.1	2.1	yes	2		28																		
Vaal	1.7	1.1	no	7	Vaal	2.8	1	yes	3	Mauritius	8.2	1.6	yes	7	Fairview	20	9.6	no	2	25880	1,2&3 Total to date												Week	615					
Vaal	1.6	1	yes	1	Vaal	5	2	yes	6	Mauritius	5.4	3	no	8	Turffontein	10	2.3	no	4	42	Average per week																		
Vaal	9.1	2.5	yes	7	Vaal	5	2.5	yes	3	Turffontein	3.7	2.8	no	1	Turffontein	7.4	4.1	no	6																				
Fairview	3.3	1.1	yes	3	Fairview	11	4.1	yes	7	Turffontein	6.6	1.8	no	2																									
Fairview	1.2	0	yes	6	Mauritius	1.7	3	yes	1																														
Mauritius	8.3	4.8	yes	4	Mauritius	21	7	no	5																														
Mauritius	6.2	5.4	no	6																																			
Turffontein	3	0	no	3																																			
Turffontein	4.6	2.2	no	5																																			
																				31111		1,2,3&4 Total to date																	
																				51		Average per week																	
																				Week		28/06/2021 to 04/07/2021																	



click <http://horseracingtips.co.za> to go back to Home Page

Selection No. 1					Selection No. 2					Selection No. 3					Selection No. 4					Totals Data		Magic Grid™ Stats Start : September 2010																
Today's Track	Now Win	Now Place	Same Jock?	RACE	Today's Track	Now Win	Now Place	Same Jock?	RACE	Today's Track	Now Win	Now Place	Same Jock?	RACE	Today's Track	Now Win	Now Place	Same Jock?	RACE	Totals For Week	Sel 1	Sel 1 yes	Sel 1 no	Sel 2	Sel 2 yes	Sel 2 no	Sel 3	Sel 3 yes	Sel 3 no	Sel 4	Sel 4 yes	Sel 4 no						
Fairview	5	1.6	no	5	Turffontein	2.2	1	no	2	Fairview	5.4	1.7	no	8	Turffontein	10	3.8	yes	5	46	18	5	13	12	3	9	8	1	7	8	2	6						
Fairview	2.1	1.2	no	7	Turffontein	3.2	1.4	no	6	Turffontein	3.1	1.4	no	1	Turffontein	5.3	2.3	no	8	1,2&3 Totals For Week																		
Turffontein	6.4	2.6	yes	7	Kenilworth	3.1	1.2	no	4	Kenilworth	4.8	2	yes	2	Vaal	23	5	no	3		38																	
Kenilworth	3.2	1.2	no	3	Fairview	3.4	1.3	no	3	Kenilworth	4.1	1.6	no	5	Vaal	4.4	0	no	5	25918	1,2&3 Total to date		Week														616	
Kenilworth	2.3	1.1	no	8	Turffontein	2.7	1.4	no	4	Fairview	2.6	1.2	no	2	Vaal	2.4	1.5	no	7		Average per week																	
Vaal	1.6	1	no	1	Turffontein	3.7	1.9	yes	6	Fairview	2.6	1.3	no	8	Fairview	8.6	1.9	no	4	42	Average per week																	
Vaal	5.4	1.6	no	2	Kenilworth	2.8	1.2	no	1	Fairview	3.1	1.3	no	9	Turffontein	12	3.7	no	5		Average per week																	
Vaal	4.4	1.7	no	4	Kenilworth	2.6	1.3	no	2	Scottsville	3.7	1.5	no	3	Turffontein	4.7	1.5	yes	9	31157	Average per week																	
Vaal	3.3	2.1	no	8	Kenilworth	2	1.3	no	3												Average per week																	
Fairview	1.7	1.4	no	1	Scottsville	1.8	1.2	no	6											Average per week																		
Fairview	3.6	1.7	yes	5	Scottsville	8.9	2.9	yes	7											Average per week																		
Turffontein	2.7	1.4	yes	1	Scottsville	4.7	1.5	yes	8											Average per week																		
Turffontein	1.4	1	no	2																Average per week																		
Turffontein	2.3	1	no	3																Average per week																		
Turffontein	1.8	1.5	yes	8																Average per week																		
Scottsville	1.6	1	yes	2																Average per week																		
Scottsville	2.5	1.3	no	4																Average per week																		
Scottsville	2.4	1.4	no	5																Average per week																		
																				Week		05/07/2021 to 11/07/2021																
																																						
																						click <a href="http://horseracingtips.co.za">http://horseracingtips.co.za</a> to go back to Home Page																

Selection No. 1					Selection No. 2					Selection No. 3					Selection No. 4					Totals Data		Magic Grid™ Stats Start : September 2010																						
Today's Track	Now Win	Now Place	Same Jock?	RACE	Today's Track	Now Win	Now Place	Same Jock?	RACE	Today's Track	Now Win	Now Place	Same Jock?	RACE	Today's Track	Now Win	Now Place	Same Jock?	RACE	Totals For Week	Sel 1	Sel 1	Sel 1	Sel 2	Sel 2	Sel 2	Sel 3	Sel 3	Sel 3	Sel 4	Sel 4	Sel 4												
Fairview	5.6	1.9	yes	2	Fairview	2.7	1.1	yes	1	Fairview	7.3	4.5	no	1	Turffontein	4.4	2.5	no	4	33	13	8	5	12	7	5	5	1	4	3	1	2												
Vaal	1.1	0	no	3	Fairview	1.4	1.2	no	3	Turffontein	6.8	2.4	no	8	Greyville	8.8	2.1	yes	4	<table border="1"> <tr> <td colspan="2">1,2&amp;3 Totals For Week</td> <td colspan="2">30</td> </tr> <tr> <td>25948</td> <td colspan="2">1,2&amp;3 Total to date</td> <td>Week 617</td> </tr> <tr> <td>42</td> <td colspan="2">Average per week</td> <td></td> </tr> <tr> <td colspan="2">31190</td> <td colspan="2">1,2,3&amp;4 Total to date</td> </tr> <tr> <td>51</td> <td colspan="2">Average per week</td> <td></td> </tr> <tr> <td colspan="2">Week 12/07/2021 to 18/07/2021</td> <td colspan="2"></td> </tr> </table>	1,2&3 Totals For Week		30		25948	1,2&3 Total to date		Week 617	42	Average per week			31190		1,2,3&4 Total to date		51	Average per week			Week 12/07/2021 to 18/07/2021			
1,2&3 Totals For Week		30																																										
25948	1,2&3 Total to date		Week 617																																									
42	Average per week																																											
31190		1,2,3&4 Total to date																																										
51	Average per week																																											
Week 12/07/2021 to 18/07/2021																																												
Vaal	2.1	0	no	4	Vaal	2.5	1.2	no	1	Kenilworth	2.9	1.3	no	4	Greyville	3.6	1.5	no	9																									
Vaal	1.6	0	yes	5	Fairview	12	3.5	yes	3	Kenilworth	3.5	1.5	yes	5																														
Vaal	2.2	1.9	no	6	Fairview	2.6	1.7	no	7	Greyville	6	2	no	7																														
Vaal	4.2	1.8	yes	7	Turffontein	1.9	1	no	1																																			
Vaal	4.1	1.6	yes	8	Turffontein	5.2	0	yes	2																																			
Fairview	9.6	2	yes	2	Turffontein	2.6	1	yes	3																																			
Fairview	2.1	1.2	no	8	Kenilworth	3.8	1.7	no	1																																			
Kenilworth	2.6	1.5	yes	3	Kenilworth	2.9	1.1	yes	6																																			
Kenilworth	2.8	1.5	yes	7	Greyville	2.4	1.5	yes	2																																			
Kenilworth	5	1.6	no	8	Greyville	2.9	1.7	yes	8																																			
Greyville	2.1	1.3	yes	3																																								



click <http://horseracingtips.co.za> to go back to Home Page

Selection No. 1					Selection No. 2					Selection No. 3					Selection No. 4					Totals Data		Magic Grid™ Stats Start : September 2010											
Today's Track	Now Win	Now Place	Same Jock?	RACE	Today's Track	Now Win	Now Place	Same Jock?	RACE	Today's Track	Now Win	Now Place	Same Jock?	RACE	Today's Track	Now Win	Now Place	Same Jock?	RACE	Totals For Week	Sel 1	Sel 1	Sel 1	Sel 2	Sel 2	Sel 2	Sel 3	Sel 3	Sel 3	Sel 4	Sel 4	Sel 4	
Greyville	5.1	1.8	no	9	Vaal	1.6	1	no	4	Greyville	3.3	1.6	no	3	Greyville	6.1	1.2	yes	1	53	15	7	8	16	4	12	11	4	7	11	5	6	
Vaal	3	1.7	yes	6	Scottsville	2.9	1.4	no	5	Greyville	8.1	2.1	no	7	Greyville	5.1	2.1	no	6	1,2&3 Totals For Week													
Vaal	2.3	1.5	no	7	Scottsville	3.7	1.6	no	7	Vaal	4.2	1.6	no	2	Vaal	12	2.7	no	8		42												
Scottsville	2.8	1.3	no	4	Vaal	2	1	no	1	Scottsville	6.4	2.1	yes	2	Scottsville	12	3.1	yes	10	25990 1,2&3 Total to date	Week 618												
Scottsville	2.1	1.1	no	6	Fairview	3	1.3	no	7	Scottsville	2.5	1.1	yes	3	Vaal	6	1.7	no	4		42 Average per week												
Vaal	5.2	2.1	no	3	Mauritius	30	5.1	yes	4	Vaal	4.3	1.2	no	2	Vaal	14	3.7	yes	7	31243 1,2,3&4 Total to date													
Vaal	1.3	1	yes	5	Mauritius	1.5	1	no	8	Fairview	2.9	1.2	no	1	Fairview	1.9	1.7	yes	2		51 Average per week												
Fairview	1.7	1.1	no	3	Turffontein	8.7	2.9	no	2	Mauritius	5.8	1	yes	5	Fairview	10	2.3	no	4														
Fairview	2.4	1.7	no	6	Turffontein	3.8	1.8	no	4	Turffontein	2.2	1.2	yes	7	Fairview	2.6	1.6	yes	5														
Mauritius	3.4	1.6	yes	3	Turffontein	3.4	1	yes	5	Kenilworth	11	1.8	no	4	Turffontein	11	1.8	no	1														
Turffontein	3.5	2.6	yes	3	Turffontein	2.8	1.5	yes	9	Scottsville	4.7	1.9	no	4	Turffontein	5.9	2.1	no	6														
Kenilworth	1.9	1.4	no	5	Kenilworth	3.6	1.8	no	1																								
Scottsville	3.4	1.2	yes	2	Kenilworth	5.3	1.7	no	3																								
Scottsville	2	1.2	yes	3	Kenilworth	2.2	0	yes	7																								
Scottsville	5.3	1.9	yes	7	Scottsville	8.6	3.7	no	1																								
					Scottsville	5.2	1.5	no	5																								

Week 19/07/2021 to 25/07/2021




click <http://horseracingtips.co.za> to go back to Home Page

Selection No. 1					Selection No. 2					Selection No. 3					Selection No. 4					Totals Data		Magic Grid™ Stats Start : September 2010													
Today's Track	Now Win	Now Place	Same Jock?	RACE	Today's Track	Now Win	Now Place	Same Jock?	RACE	Today's Track	Now Win	Now Place	Same Jock?	RACE	Today's Track	Now Win	Now Place	Same Jock?	RACE	Totals For Week	Sel 1	Sel 1	Sel 1	Sel 2	Sel 2	Sel 2	Sel 3	Sel 3	Sel 3	Sel 4	Sel 4	Sel 4			
Greyville	1.7	1.1	yes	1	Greyville	4	1.7	no	2	Durbanville	4.4	1.6	no	3	Greyville	6.4	1.7	no	3	46	18	10	8	14	6	8	8	2	6	6	0	6			
Greyville	3.7	1.5	no	4	Vaal	4.9	2.2	no	2	Turffontein	8.2	2.2	no	1	Greyville	3.8	1.6	no	7	1,2&3 Totals For Week															
Greyville	2.9	1.3	no	6	Vaal	5.3	2.5	no	3	Turffontein	2.2	1.1	yes	2	Vaal	2	1.4	no	7		40														
Vaal	1.3	1	no	4	Durbanville	3.6	0	no	1	Fairview	3.3	1.5	no	5	Durbanville	4.9	1.6	no	8	26030 1,2&3 Total to date		Week 619													
Vaal	3.2	1.7	no	5	Durbanville	2.4	1.5	yes	2	Kenilworth	3.6	1.5	no	1	Fairview	5.5	2.3	no	7	42 Average per week															
Turffontein	2	1.1	no	4	Turffontein	6.8	0	no	3	Kenilworth	2.8	1.7	yes	7	Mauritius	17	5.5	no	1	31289 1,2,3&4 Total to date															
Turffontein	2.6	1.7	yes	6	Fairview	1.2	1	no	1	Mauritius	4.7	2.3	no	7	Turffontein	3.1	1.5	no	3	51 Average per week															
Turffontein	1.2	1	no	7	Fairview	3.1	1.7	no	9	Turffontein	3.1	1.5	no	3	Week 26/07/2021 to 01/08/2021																				
Fairview	4.5	1.6	yes	2	Mauritius	7.5	2.1	yes	5																										
Mauritius	8.6	1	yes	1	Mauritius	2.1	1.8	yes	6																										
Mauritius	1.9	1.2	yes	2	Mauritius	5.2	1.8	yes	2																										
Mauritius	1.5	1	yes	3	Mauritius	3.8	1.5	yes	6																										
Mauritius	2.4	1.4	yes	4	Mauritius	3.3	1.3	yes	8																										
Mauritius	3.4	1.2	yes	7	Turffontein	8.9	0	no	2																										
Kenilworth	2.7	1.4	no	5																															
Kenilworth	5.2	1.4	yes	6																															
Kenilworth	5.4	1.9	yes	8																															
Turffontein	5.6	2.3	no	4																															



click <http://horseracingtips.co.za> to go back to Home Page

Selection No. 1					Selection No. 2					Selection No. 3					Selection No. 4					Totals Data		Magic Grid™ Stats Start : September 2010																																
Todays Track	Now Win	Now Place	Same Jock?	RACE	Todays Track	Now Win	Now Place	Same Jock?	RACE	Todays Track	Now Win	Now Place	Same Jock?	RACE	Todays Track	Now Win	Now Place	Same Jock?	RACE	Totals For Week	Sel1	Sel1	Sel1	Sel2	Sel2	Sel2	Sel3	Sel3	Sel3	Sel4	Sel4	Sel4	Sel4																					
Vaal	6.3	2	yes	7	Vaal	1.8	1.3	no	4	Fairview	3.5	1.3	no	1	Fairview	3.3	1.4	yes	3	48	10	5	5	11	4	7	18	5	13	9	5	4																						
Greyville	2.9	1.7	no	3	Vaal	2.1	1	yes	4	Fairview	2.7	1.2	no	2	Vaal	5.2	3.4	yes	5																																			
Greyville	3.7	1.5	yes	4	Vaal	4.1	1.5	yes	8	Fairview	4.5	2.3	no	7	Vaal	3.3	1.8	yes	8	1,2&3 Totals																																		
Vaal	1.5	1.1	no	1	Greyville	5.3	2.4	no	8	Fairview	2	1.5	no	8	Fairview	4.9	2.6	no	1	For Week																																		
Vaal	3.8	1.6	yes	2	Vaal	4	0	no	3	Vaal	2.4	1.6	no	3	Fairview	5.6	1.7	no	3	39																																		
Fairview	1.9	1	no	2	Vaal	3.3	1.6	no	4	Vaal	4.2	1.6	yes	5	Fairview	3.2	1.4	no	8																																			
Mauritius	5.2	1.5	yes	4	Mauritius	6.5	1.9	no	2	Vaal	7.3	2.6	yes	6	Mauritius	5.9	0	yes	5	26069	1,2&3 Total to date									Week	620																							
Turffontein	1.9	1.4	yes	4	Turffontein	3.5	1.2	no	3	Greyville	2.8	1.6	no	1	Mauritius	1.7	1.1	no	8	42	Average per week																																	
Turffontein	3.2	1.2	no	7	Turffontein	6	3.3	no	5	Greyville	4.8	1.9	yes	5	Scottsville	2.9	1.7	yes	7																																			
Scottsville	2.4	1.8	no	8	Turffontein	4	1.7	yes	6	Greyville	2.7	1.6	no	6																																								
					Scottsville	2.5	1.1	yes	1	Vaal	5.5	3.2	no	7																																								
										Fairview	4.7	1.4	no	4																																								
										Fairview	2.7	1.3	no	5																																								
										Fairview	2.7	1.4	yes	7																																								
										Turffontein	3.9	1.6	no	1																																								
										Turffontein	4.6	1.7	no	2																																								
										Turffontein	9.9	3.6	no	8																																								
										Scottsville	5.5	1.3	yes	3																																								
																					Week	02/08/2021																																
																																																						
																																					click <a href="http://horseracingtips.co.za">http://horseracingtips.co.za</a> to go back to Home Page																	

Selection No. 1					Selection No. 2					Selection No. 3					Selection No. 4					Totals Data		Magic Grid™ Stats Start : September 2010															
Todays Track	Now Win	Now Place	Same Jock?	RACE	Todays Track	Now Win	Now Place	Same Jock?	RACE	Todays Track	Now Win	Now Place	Same Jock?	RACE	Todays Track	Now Win	Now Place	Same Jock?	RACE	Totals For Week	Sel 1	Sel 1	Sel 1	Sel 2	Sel 2	Sel 2	Sel 3	Sel 3	Sel 3	Sel 4	Sel 4	Sel 4					
Turffontein	1.9	1.2	yes	1	Turffontein	8.6	2.1	no	2	Kenilworth	4.9	1.8	no	4	Turffontein	7.3	2.5	no	8	50	14	6	8	15	3	12	11	5	6	10	4	6					
Turffontein	1.6	1.3	no	3	Turffontein	3.3	2	yes	5	Greyville	4.2	1.9	no	1	Kenilworth	5.1	1.9	no	6	1,2&3 Totals For Week																	
Turffontein	5.5	2.4	yes	5	Kenilworth	6.5	2.9	no	1	Greyville	2.7	1.3	no	2	Kenilworth	5.5	2.9	yes	7		40																
Turffontein	4.1	1.9	yes	7	Kenilworth	1.7	1.1	no	2	Greyville	3.7	1.4	no	3	Kenilworth	7.5	2.2	no	8	26109 1,2&3 Total to date		Week 621															
Fairview	3.1	2.4	no	8	Kenilworth	4	1.5	no	3	Greyville	6.3	2.5	no	5	Fairview	4.8	1.5	no	1	42 Average per week																	
Greyville	7.6	2.3	no	7	Fairview	3.3	1.3	no	5	Fairview	3.1	1.6	yes	4	Fairview	11	3	yes	2	31387 1,2,3&4 Total to date																	
Fairview	6.3	1.8	yes	6	Greyville	4.2	1.7	no	4	Mauritius	6.1	1.3	yes	5	Mauritius	6.6	2.1	yes	1	51 Average per week																	
Fairview	2.3	1.5	no	9	Fairview	2.8	1.9	no	1	Kenilworth	5.4	1.4	yes	3	Mauritius	4.3	1.4	no	6	Week 09/08/2021 to 15/08/2021																	
Mauritius	8.3	2.4	yes	4	Fairview	3	1.5	no	2	Kenilworth	3.2	2.4	yes	7	Kenilworth	4.3	1.9	yes	4																		
Kenilworth	3.5	1.9	no	1	Fairview	2.6	1.3	yes	3	Turffontein	4.5	1.9	no	4	Turffontein	3.4	1.2	no	1																		
Turffontein	1.3	0	no	2	Fairview	9.3	2.8	no	7	Turffontein	3.8	1.6	yes	5																							
Turffontein	2.2	1.1	yes	3	Mauritius	4.9	1.7	no	2																												
Turffontein	4.3	2.6	no	7	Mauritius	4.8	1.1	no	7																												
Turffontein	6.3	2.2	no	8	Kenilworth	2.5	1.2	yes	2																												
					Kenilworth	2.3	1.7	no	8																												



click <http://horseracingtips.co.za> to go back to Home Page



Selection No. 1					Selection No. 2					Selection No. 3					Selection No. 4					Totals Data		Magic Grid™ Stats Start : September 2010											
Todays Track	Now Win	Now Place	Same Jock?	RACE	Todays Track	Now Win	Now Place	Same Jock?	RACE	Todays Track	Now Win	Now Place	Same Jock?	RACE	Todays Track	Now Win	Now Place	Same Jock?	RACE	Totals For Week	Sel 1	Sel 1	Sel 1	Sel 2	Sel 2	Sel 2	Sel 3	Sel 3	Sel 3	Sel 4	Sel 4	Sel 4	
Greyville	4.4	1.6	no	6	Greyville	1.7	1.3	no	4	Greyville	2.7	1.5	no	4	Greyville	8.1	2.3	no	2	43	13	4	9	10	5	5	11	1	10	9	3	6	
Fairview	1.8	1.2	yes	7	Fairview	3.6	1.4	no	3	Greyville	3.3	1.7	no	3	Greyville	4.5	1.8	no	5	1,2&3 Totals For Week													
Vaal	1.9	1.1	no	1	Vaal	2.2	0	no	2	Greyville	4.2	1.4	no	8	Greyville	5.6	1.9	yes	7		34												
Vaal	3.9	1.4	no	3	Vaal	5.1	1.7	no	6	Fairview	3	1.5	no	6	Fairview	21	4.7	no	4	26143 1,2&3 Total to date	Week 622												
Vaal	1.8	1.3	no	5	Fairview	3.6	1.9	yes	3	Fairview	3.9	1.7	no	2	Fairview	5.3	1.7	no	6		42	Average per week											
Fairview	1.4	0	no	6	Mauritius	1.5	1.8	yes	5	Fairview	4.6	2.4	no	4	Fairview	4.5	1.8	no	8	31430 1,2,3&4 Total to date													
Fairview	1.7	1.1	yes	7	Scottsville	4.2	1.8	yes	4	Fairview	4.8	2.2	no	5	Vaal	3.2	2	yes	4	51		Average per week											
Fairview	4.2	1.4	no	9	Turffontein	1.9	1.1	no	2	Fairview	6.6	2.8	no	8	Mauritius	2.8	1.4	yes	7	Week 16/08/2021 to 22/08/2021													
Mauritius	1.4	1	yes	2	Turffontein	8.4	2.8	yes	6	Mauritius	3.2	2.1	no	1	Mauritius	4.2	3.2	no	8														
Mauritius	6.1	2	no	4	Turffontein	4.5	1.8	yes	7	Scottsville	13	2.2	yes	1																			
Scottsville	6.2	2.3	no	7						Scottsville	4.6	2.5	no	9																			
Turffontein	4.2	1.8	no	1																													
Turffontein	1.2	1.3	yes	5																													



click <http://horseracingtips.co.za> to go back to Home Page

Selection No. 1					Selection No. 2					Selection No. 3					Selection No. 4					Totals Data		Magic Grid™ Stats Start : September 2010																
Todays Track	Now Win	Now Place	Same Jock?	RACE	Todays Track	Now Win	Now Place	Same Jock?	RACE	Todays Track	Now Win	Now Place	Same Jock?	RACE	Todays Track	Now Win	Now Place	Same Jock?	RACE	Totals For Week	Sel 1	Sel 1	Sel 1	Sel 2	Sel 2	Sel 2	Sel 3	Sel 3	Sel 3	Sel 4	Sel 4	Sel 4						
Greyville	6.8	2.4	no	2	Vaal	2.1	1.1	yes	2	Vaal	4.3	1.5	no	1	Greyville	15	4.9	no	6	40	11	6	5	10	4	6	8	4	4	11	5	6						
Greyville	3.2	1.5	yes	3	Vaal	2.8	1.9	yes	3	Kenilworth	1.7	1.3	no	2	Vaal	5.5	0	yes	3	1,2&3 Totals For Week																		
Greyville	3.2	2.1	yes	8	Vaal	1.7	1.2	no	5	Kenilworth	3	1.4	no	7	Vaal	7.9	1.8	no	5	29																		
Vaal	2	1.3	no	4	Vaal	1.3	0	no	2	Vaal	4.8	1.7	yes	8	Greyville	6.9	2	no	3	26172	1,2&3 Total to date												Week 623					
Kenilworth	4.1	1.9	no	3	Greyville	4.7	1.5	yes	1	Greyville	3.3	1.3	yes	2	Greyville	5.8	1.8	no	5	42	Average per week																	
Kenilworth	2.8	0	yes	5	Greyville	3.9	1.8	yes	8	Greyville	2	1.1	yes	4	Turffontein	2.5	1.4	yes	2	31470	1,2,3&4 Total to date																	
Vaal	3.2	1.2	yes	1	Turffontein	1.6	1	no	1	Greyville	4.5	1.4	yes	6	Turffontein	2.6	2.3	no	5	51	Average per week																	
Vaal	6.8	3.5	no	4	Greyville	5.5	2.1	no	1	Turffontein	6.4	2.9	no	6	Turffontein	4.3	2.1	yes	7																			
Vaal	5.6	1.7	no	6	Greyville	2.5	1	no	3						Turffontein	2.9	1.9	yes	8																			
Vaal	7.1	2.1	yes	7	Greyville	6.1	2	no	4						Greyville	4.5	1.6	no	6																			
Turffontein	1.8	1	yes	3											Greyville	6.9	2	yes	7																			
																				Week		23/08/2021 to 29/08/2021																



click <http://horseracingtips.co.za> to go back to Home Page

Selection No. 1				Selection No. 2				Selection No. 3				Selection No. 4				Totals Data		Magic Grid™ Stats Start : September 2010																			
Todays Track	Now Win	Now Place	Same Jock?	RACE	Todays Track	Now Win	Now Place	Same Jock?	RACE	Todays Track	Now Win	Now Place	Same Jock?	RACE	Todays Track	Now Win	Now Place	Same Jock?	RACE	Totals For Week	Sel 1	Sel1 yes	Sel1 no	Sel 2	Sel2 yes	Sel2 no	Sel 3	Sel3 yes	Sel3 no	Sel 4	Sel4 yes	Sel4 no					
Greyville	3.9	2	yes	1	Greyville	3.1	1.6	no	3	Vaal	7.1	1.5	yes	4	Greyville	8.7	1.7	no	5	58	21	8	13	19	11	8	11	5	6	7	3	4					
Greyville	12	4.5	no	8	Greyville	2.6	1.5	yes	7	Greyville	3.7	1.7	no	3	Vaal	4.6	1.6	yes	5		<b>1,2&amp;3 Totals For Week</b>		51														
Vaal	1.3	1	no	2	Vaal	4.5	1.2	no	3	Turffontein	6	1.6	no	5	Vaal	6.1	2.1	yes	7				<b>26223 1,2&amp;3 Total to date</b>		Week 624												
Vaal	1.7	1.4	no	8	Vaal	6	1.8	yes	6	Turffontein	4.1	2.9	yes	6	Greyville	2.3	0	no	5		<b>42 Average per week</b>																
Greyville	2.5	0	no	4	Greyville	3.1	1.4	no	2	Fairview	14	3.8	no	5	Fairview	2	1.1	yes	9				<b>31528 1,2,3&amp;4 Total to date</b>														
Greyville	5.7	2.3	no	7	Turffontein	1.6	1.1	yes	1	Fairview	6	1.9	yes	8	Mauritius	4.2	4.6	no	2		<b>51 Average per week</b>																
Greyville	2	1.3	yes	8	Turffontein	2.4	1.3	yes	7	Mauritius	2.1	1.4	yes	4	Mauritius	3.2	1.7	no	7				<b>Week 30/08/2021 to 05/09/2021</b>														
Turffontein	3.3	1.6	no	2	Fairview	5.1	2	no	4	Kenilworth	7.2	2.2	no	1																							
Turffontein	1.7	1.4	yes	3	Fairview	2.6	1.3	no	7	Kenilworth	13	2.8	no	3																							
Fairview	1.8	1	no	1	Mauritius	5.3	1.6	yes	8	Mauritius	4.4	2.5	no	5																							
Fairview	4.4	2.1	no	6	Turffontein	3.3	0	no	4	Scottsville	3.9	2.4	yes	3																							
Mauritius	2.3	1.4	yes	6	Turffontein	2.3	1.4	yes	6																												
Turffontein	1.4	1	yes	1	Kenilworth	7.4	2.8	no	2																												
Turffontein	1.7	1	yes	3	Mauritius	10	1.5	no	1																												
Turffontein	5.9	1.9	no	7	Mauritius	1.4	1	yes	2																												
Kenilworth	2	1.3	no	4	Mauritius	2.1	1.5	yes	6																												
Kenilworth	4.3	1.5	no	7	Scottsville	5.3	1.9	yes	2																												
Kenilworth	6.5	4.1	no	9	Scottsville	4.4	2.1	yes	6																												
Mauritius	5.8	3.2	yes	4	Scottsville	4.9	1.7	yes	8																												
Scottsville	1.4	1	yes	4																																	
Scottsville	1.1	1	no	5																																	



click <http://horseracingtips.co.za> to go back to Home Page

Selection No. 1					Selection No. 2					Selection No. 3					Selection No. 4					Totals Data		Magic Grid™ Stats Start : September 2010																
Todays Track	Now Win	Now Place	Same Jock?	RACE	Todays Track	Now Win	Now Place	Same Jock?	RACE	Todays Track	Now Win	Now Place	Same Jock?	RACE	Todays Track	Now Win	Now Place	Same Jock?	RACE	Totals For Week	Sel 1	Sel 1 yes	Sel 1 no	Sel 2	Sel 2 yes	Sel 2 no	Sel 3	Sel 3 yes	Sel 3 no	Sel 4	Sel 4 yes	Sel 4 no						
Durbanville	2.8	1.9	yes	3	Fairview	3.8	1.7	yes	3	Durbanville	7.3	1.8	yes	7	Durbanville	6.5	1.7	no	2	55	21	8	13	18	14	4	6	2	4	10	2	8						
Durbanville	4.8	1.9	yes	5	Fairview	3.8	2.1	yes	5	Vaal	3.9	1.3	no	3	Durbanville	17	4.7	no	6	1,2&3 Totals For Week																		
Fairview	8.3	1.7	no	2	Fairview	2.9	1.1	no	7	Vaal	3.1	1.9	no	7	Greyville	4.4	1.5	no	1		45																	
Fairview	2.5	1	no	4	Greyville	2.2	1.4	yes	2	Fairview	4	1.5	no	6	Vaal	19	0	no	1	26268	1,2&3 Total to date		Week 625															
Greyville	2.4	1	no	3	Greyville	5	1.9	yes	4	Turffontein	5.4	2.1	yes	1	Fairview	15	2.4	no	3	42	Average per week																	
Greyville	12	4	no	7	Vaal	2.4	1.4	yes	6	Scottsville	4.8	2.5	no	3	Fairview	4.1	1.5	yes	8																			
Vaal	2.1	1	no	2	Fairview	2.6	1	yes	1						Durbanville	3.9	1.6	no	2																			
Vaal	2.2	1.4	no	4	Fairview	3.5	1.2	yes	4						Durbanville	5.2	1.8	no	6																			
Vaal	3.4	1.9	yes	5	Fairview	1.5	1	yes	5						Mauritius	16	10	yes	6																			
Fairview	2.9	0	yes	2	Turffontein	4.3	1.6	yes	3						Scottsville	6	2	no	5																			
Turffontein	1.6	1	yes	2	Durbanville	2.2	1.3	no	3																													
Turffontein	1.7	1	no	4	Durbanville	5.6	2	no	5																													
Turffontein	1.4	1	no	6	Durbanville	5.1	2.1	yes	7																													
Turffontein	1.5	1.1	no	7	Mauritius	2.3	2.3	yes	1																													
Turffontein	3.6	1.6	no	9	Mauritius	2.7	1.4	yes	3																													
Mauritius	6.4	3.2	no	4	Mauritius	2.9	1	yes	7																													
Mauritius	1.9	1.1	yes	5	Scottsville	1.9	1	no	1																													
Mauritius	1.6	1.2	no	8	Scottsville	2.8	1.5	yes	4																													
Mauritius	4.1	1.4	no	9																																		
Scottsville	4.2	1.8	yes	6																																		
Scottsville	3.4	1.1	yes	7																																		



click <http://horseracingtips.co.za> to go back to Home Page

Selection No. 1					Selection No. 2					Selection No. 3					Selection No. 4					Totals Data		Magic Grid™ Stats Start : September 2010														
Todays Track	Now Win	Now Place	Same Jock?	RACE	Todays Track	Now Win	Now Place	Same Jock?	RACE	Todays Track	Now Win	Now Place	Same Jock?	RACE	Todays Track	Now Win	Now Place	Same Jock?	RACE	Totals For Week	Sel 1	Sel 1	Sel 1	Sel 2	Sel 2	Sel 2	Sel 3	Sel 3	Sel 3	Sel 4	Sel 4	Sel 4				
Durbanville	3.7	2	no	2	Greyville	3.2	1.4	yes	1	Greyville	3.3	1	yes	8	Greyville	15	3.4	no	7	53	18	10	8	17	9	8	13	4	9	5	2	3				
Durbanville	1.5	1.1	yes	5	Greyville	4.6	2	no	2	Durbanville	2.3	1	no	4	Vaal	3.1	2.3	no	5	1,2&3 Totals For Week																
Durbanville	3.6	1.5	yes	8	Greyville	3.3	1.8	yes	4	Greyville	3.9	1.5	no	1	Fairview	11	2.7	no	1		48															
Greyville	2.6	1.6	yes	2	Durbanville	4	1.6	no	1	Greyville	3.5	1.8	yes	4	Scottsville	5.9	1.6	yes	5	26316	1,2&3 Total to date												Week	626		
Greyville	1.4	1	no	5	Durbanville	4	1.9	no	7	Vaal	3.2	1.7	yes	4	Scottsville	2.4	1.2	yes	7	42	Average per week															
Greyville	8.6	2.1	yes	8	Greyville	2.3	1.5	yes	6	Fairview	3.5	1.2	no	4	Fairview	4.1	2.4	no	5																	
Vaal	2.2	0	no	1	Vaal	1.8	0	yes	7	Fairview	4.1	2.4	no	5	Fairview	7.7	1.8	no	8																	
Vaal	2.3	1.5	no	3	Fairview	2.6	1	no	3	Fairview	7.7	1.8	no	8	Mauritius	3.7	1.5	no	1																	
Vaal	1.5	1.2	no	6	Mauritius	8.8	2.4	yes	2	Mauritius	3.7	1.5	no	1	Mauritius	6.6	8.9	no	3																	
Fairview	9.4	2.5	yes	6	Mauritius	2.7	1.3	yes	4	Mauritius	6.6	8.9	no	3	Mauritius	11	2.6	no	7																	
Turffontein	1.6	1.1	no	1	Turffontein	1.1	1	no	3	Mauritius	11	2.6	no	7	Mauritius	6.7	4.3	no	8																	
Turffontein	1.4	1	yes	5	Turffontein	2	1.2	yes	4	Mauritius	6.7	4.3	no	8	Durbanville	4.2	2.2	yes	6	31636	1,2,3&4 Total to date															
Durbanville	1.8	1.1	yes	2	Turffontein	4.5	1.5	no	6	Durbanville	4.2	2.2	yes	6																						
Durbanville	2.8	1.1	no	3	Turffontein	2.3	1.3	no	8																											
Durbanville	1.4	1	yes	4	Turffontein	3.4	1.5	yes	9																											
Durbanville	2.7	1.4	no	7	Scottsville	1.5	1	no	3																											
Scottsville	2.8	1.3	yes	2	Scottsville	4.8	1.5	yes	6																											
Scottsville	1.3	1	yes	4																																
																				Week	13/09/2021 to 19/09/2021															



click <http://horseracingtips.co.za> to go back to Home Page

Selection No. 1					Selection No. 2					Selection No. 3					Selection No. 4					Totals Data		Magic Grid™ Stats Start : September 2010															
Todays Track	Now Win	Now Place	Same Jock?	RACE	Todays Track	Now Win	Now Place	Same Jock?	RACE	Todays Track	Now Win	Now Place	Same Jock?	RACE	Todays Track	Now Win	Now Place	Same Jock?	RACE	Totals For Week	Sel 1	Sel 1	Sel 1	Sel 2	Sel 2	Sel 2	Sel 3	Sel 3	Sel 3	Sel 4	Sel 4	Sel 4					
Fairview	2.1	1.3	yes	2	Fairview	4	1.8	no	4	Fairview	3.2	1.4	no	4	Vaal	8.2	2.1	yes	5	63	19	10	9	20	9	11	10	4	6	14	9	5					
Fairview	4.2	1.4	yes	7	Fairview	12	3.1	no	5	Fairview	6.4	1.7	no	3	Greyville	5.1	2	no	8	1,2&3 Totals For Week																	
Vaal	1.7	1.1	yes	4	Vaal	1.7	1.1	yes	1	Greyville	1.6	1	yes	3	Fairview	5.7	1.6	yes	1	49																	
Vaal	3.1	1.5	yes	6	Vaal	2.1	0	no	3	Turffontein	2.2	1.2	no	6	Fairview	4.8	2.8	no	6	26365 1,2&3 Total to date		Week 627															
Vaal	2.4	1.3	no	7	Greyville	6.1	2.1	yes	5	Mauritius	3.4	1.6	no	2	Fairview	7.4	3.3	yes	7	42 Average per week																	
Greyville	5.8	2.3	no	1	Turffontein	5.2	2	no	1	Mauritius	3.4	1.1	yes	4	Fairview	3	1.6	yes	8	31699 1,2,3&4 Total to date																	
Greyville	5.4	2.2	yes	4	Turffontein	3.6	0	no	2	Turffontein	3.9	1.3	no	7	Mauritius	5.2	1.8	yes	1	51 Average per week																	
Turffontein	1.4	0	no	4	Turffontein	3.2	1	no	3	Durbanville	6	2.2	yes	4	Mauritius	9.3	1.8	yes	3																		
Turffontein	6.9	2.6	yes	7	Turffontein	3.2	1.5	no	5	Durbanville	3.8	1.9	yes	7	Mauritius	4.2	1	no	5																		
Turffontein	2.6	1.3	yes	8	Fairview	3.3	1.6	no	3	Mauritius	2.7	1.5	no	6	Mauritius	2.2	1.5	yes	6																		
Turffontein	7	2.3	no	9	Fairview	4.4	2.5	no	4						Turffontein	9.2	3.3	yes	9																		
Turffontein	1.4	1.1	no	1	Fairview	4.6	2	yes	5						Turffontein	1.9	0	yes	3																		
Turffontein	2	0	no	3	Mauritius	3	1.2	no	7						Durbanville	4.6	2.6	no	5																		
Turffontein	2.8	1.3	yes	8	Mauritius	2.4	1.8	yes	8						Mauritius	12	1.8	no	4																		
Durbanville	4.9	2.2	no	1	Turffontein	1.9	1.3	yes	2																												
Scottsville	3.1	1.3	no	1	Turffontein	3	0	yes	4																												
Scottsville	5.8	2.4	yes	3	Turffontein	1.3	1.3	yes	6																												
Scottsville	1.7	1.1	no	6	Mauritius	1.4	1	yes	2																												
Scottsville	5.1	2	yes	7	Mauritius	2	1	yes	3																												
					Mauritius	3	1.6	no	5																												

Week 20/09/2021 to 26/09/2021



click <http://horseracingtips.co.za> to go back to Home Page

Selection No. 1					Selection No. 2					Selection No. 3					Selection No. 4					Totals Data		Magic Grid™ Stats Start : September 2010												
Today's Track	Now Win	Now Place	Same Jock?	RACE	Today's Track	Now Win	Now Place	Same Jock?	RACE	Today's Track	Now Win	Now Place	Same Jock?	RACE	Today's Track	Now Win	Now Place	Same Jock?	RACE	Totals For Week	Sel 1	Sel 1	Sel 1	Sel 2	Sel 2	Sel 2	Sel 3	Sel 3	Sel 3	Sel 4	Sel 4	Sel 4		
Durbanville	5	1.3	yes	7	Durbanville	3.6	1.6	no	3	Durbanville	2.7	1.3	yes	1	Durbanville	3.1	1.8	no	5	51	20	12	8	14	8	6	7	4	3	10	5	5		
Vaal	1.8	1	yes	3	Vaal	7.4	1.7	yes	2	Vaal	6.7	1.3	yes	1	Durbanville	3.8	1.4	no	8	1,2&3 Totals For Week 41														
Greyville	5.2	1.9	yes	4	Vaal	3.5	1.2	no	4	Vaal	2.4	1.2	yes	5	Greyville	12	2.8	no	1															
Greyville	1.6	0	yes	5	Greyville	6.2	2.3	yes	7	Durbanville	3.1	1.7	no	7	Vaal	5.4	1.8	yes	4	26406	1,2&3 Total to date												Week	628
Greyville	5.8	2.3	no	6	Vaal	9.2	1.8	yes	2	Mauritius	17	4.8	no	4	Fairview	7.8	2.4	no	1	42	Average per week													
Vaal	3.3	1.8	yes	1	Vaal	4.6	1.2	no	3	Greyville	3.6	1.7	yes	6	Durbanville	5.8	1.5	yes	2	31750	1,2,3&4 Total to date													
Fairview	3.8	1.8	yes	2	Fairview	5	2.1	no	8	Turffontein	8.8	2	no	1	Durbanville	7.8	4	no	3	51	Average per week													
Fairview	18	3.6	no	4	Durbanville	3.9	1.6	no	5						Durbanville	4.1	1.4	yes	8	Week 27/09/2021 to 03/10/2021														
Fairview	7.7	2.4	yes	7	Mauritius	6.1	3.1	no	8						Greyville	2.9	1.7	yes	7	 click <a href="http://horseracingtips.co.za">http://horseracingtips.co.za</a> to go back to Home Page														
Durbanville	2.6	1.1	no	1	Greyville	4.2	0	yes	2						Greyville	4.6	1.8	yes	8															
Durbanville	2	1.4	no	4	Greyville	3.2	1.3	yes	3																									
Durbanville	2	1.1	yes	6	Turffontein	3.2	1.4	yes	3																									
Mauritius	13	3.7	no	1	Turffontein	3.5	1.9	yes	6																									
Mauritius	2.5	1.6	no	2	Turffontein	2.5	1.1	yes	7																									
Mauritius	1.8	1	no	6																														
Mauritius	1.7	1.4	yes	7																														
Greyville	6	1.9	no	1																														
Greyville	4.2	1.5	yes	4																														
Turffontein	2	1.1	yes	8																														
Turffontein	2.4	1.4	yes	9																														

Selection No. 1					Selection No. 2					Selection No. 3					Selection No. 4					Totals Data		Magic Grid™ Stats Start : September 2010												
Todays Track	Now Win	Now Place	Same Jock?	RACE	Todays Track	Now Win	Now Place	Same Jock?	RACE	Todays Track	Now Win	Now Place	Same Jock?	RACE	Todays Track	Now Win	Now Place	Same Jock?	RACE	Totals For Week	Sel 1	Sel 1	Sel 1	Sel 2	Sel 2	Sel 2	Sel 3	Sel 3	Sel 3	Sel 4	Sel 4	Sel 4		
Vaal	6.7	1.9	no	1	Vaal	3.3	2	yes	4	Durbanville	4.6	2.3	yes	4	Vaal	4.9	1.5	no	6	48	17	9	8	14	7	7	9	3	6	8	2	6		
Vaal	1.5	1	no	3	Vaal	4.5	1.4	no	6	Vaal	4.6	1.6	yes	8	Mauritius	3.2	1.4	no	2	1,2&3 Totals For Week														
Durbanville	1.3	1.1	no	2	Vaal	2.5	1.3	no	8	Fairview	8.5	2	no	2	Turffontein	5.1	1.4	yes	6	40														
Durbanville	4.9	2.5	no	8	Durbanville	5.8	3.2	no	3	Mauritius	5.4	1.3	no	1	Durbanville	6.8	0	no	2	26446	1,2&3 Total to date		Week		629									
Greyville	3.2	1.3	yes	1	Durbanville	2.7	1.3	yes	5	Turffontein	6.7	2.9	no	2	Durbanville	6.6	1.8	yes	3	42	Average per week													
Vaal	1.8	1	yes	3	Durbanville	2.4	1.2	yes	6	Turffontein	2.2	1.5	yes	4	Durbanville	2.9	1.7	no	6	31798	1,2,3&4 Total to date													
Vaal	1.7	1	yes	4	Durbanville	2.6	1.2	yes	7	Turffontein	3.1	1.4	no	8	Greyville	4	1.8	no	5	51	Average per week													
Vaal	3.8	1.7	yes	5	Mauritius	2.5	1.1	no	3	Durbanville	3.8	1.1	no	8	Greyville	9.7	3	no	7	Week		04/10/2021 to 10/10/2021												
Fairview	2.5	1.3	yes	5	Mauritius	2.8	2.6	no	5	Greyville	2.9	1.5	no	1																				
Fairview	1.3	1	no	6	Mauritius	1.6	1.1	yes	6																									
Mauritius	1.9	1	yes	8	Mauritius	1.6	1.1	no	7																									
Turffontein	1.6	1	no	1	Turffontein	1.9	1.2	yes	9																									
Turffontein	3	1.4	yes	3	Durbanville	2.4	1.4	yes	5																									
Turffontein	1	0	yes	5	Greyville	4.2	1.7	no	2																									
Durbanville	1.6	1.1	yes	1																														
Greyville	2.6	1.2	no	3																														
Greyville	5.4	2.2	no	6																														



click <http://horseracingtips.co.za> to go back to Home Page



Selection No. 1					Selection No. 2					Selection No. 3					Selection No. 4					Totals Data		Magic Grid™ Stats Start : September 2010															
Todays Track	Now Win	Now Place	Same Jock?	RACE	Todays Track	Now Win	Now Place	Same Jock?	RACE	Todays Track	Now Win	Now Place	Same Jock?	RACE	Todays Track	Now Win	Now Place	Same Jock?	RACE	Totals For Week	Sel 1	Sel 1	Sel 1	Sel 2	Sel 2	Sel 2	Sel 3	Sel 3	Sel 3	Sel 4	Sel 4	Sel 4					
Fairview	2.9	1.5	no	4	Fairview	3.1	1.5	yes	1	Fairview	2.6	1.2	no	2	Fairview	9.3	1.9	no	3	51	16	6	10	13	6	7	12	2	10	10	2	8					
Vaal	1.9	1	no	1	Vaal	1.2	0	yes	2	Fairview	7.3	2.3	no	7	Fairview	8.7	2.1	yes	8																		
Vaal	1.3	1	yes	3	Vaal	1.3	1	yes	4	Greyville	3.7	1.6	no	1	Vaal	22	4.3	no	6	<b>1,2&amp;3 Totals For Week</b>																	
Vaal	1.5	1.1	yes	7	Vaal	1.7	1.1	no	5	Greyville	4.2	1.8	no	3	Vaal	12	4.3	no	8																		
Vaal	15	0	no	2	Greyville	3.1	1.5	yes	4	Vaal	3	1.1	no	1	Mauritius	8.2	3.5	no	4	41																	
Vaal	3.5	1.6	no	4	Greyville	5.2	1.8	no	7	Fairview	11	3	yes	3	Mauritius	12	4.8	no	9	26487	1,2&3 Total to date		Week 630														
Vaal	2.4	1.2	yes	7	Vaal	2.6	0	yes	5	Fairview	4	2	no	7	Turffontein	5.6	1.7	no	4	42	Average per week																
Fairview	5.2	2	no	5	Vaal	4.8	1.8	no	6	Mauritius	6.1	1.4	no	1	Durbanville	3.8	1.7	no	8																		
Mauritius	9.4	2.2	no	6	Mauritius	7.8	1.4	no	2	Turffontein	2.6	1.3	no	1	Greyville	8	2.4	yes	5																		
Mauritius	1	1	yes	8	Mauritius	4.4	3.6	no	7	Turffontein	3.6	1.8	no	5	Greyville	3.9	1.3	no	7																		
Turffontein	2.5	1.4	no	3	Turffontein	1.5	1.2	yes	2	Turffontein	2	1.5	no	8																							
Turffontein	2.1	1.3	yes	6	Greyville	2.8	1.2	no	1	Greyville	8.7	2.5	yes	8																							
Durbanville	1.6	1.2	yes	1	Greyville	1.8	1.2	no	3																												
Durbanville	1.3	0	no	2																																	
Durbanville	2	1	no	3																																	
Durbanville	2.1	1.7	no	7																																	
																				31849		1,2,3&4 Total to date															
																				51		Average per week															
																				Week		11/10/2021 to 17/10/2021															



click <http://horseracingtips.co.za> to go back to Home Page

Selection No. 1					Selection No. 2					Selection No. 3					Selection No. 4					Totals Data		Magic Grid™ Stats Start : September 2010															
Todays Track	Now Win	Now Place	Same Jock?	RACE	Todays Track	Now Win	Now Place	Same Jock?	RACE	Todays Track	Now Win	Now Place	Same Jock?	RACE	Todays Track	Now Win	Now Place	Same Jock?	RACE	Totals For Week	Sel 1	Sel1 yes	Sel1 no	Sel 2	Sel2 yes	Sel2 no	Sel 3	Sel3 yes	Sel3 no	Sel 4	Sel4 yes	Sel4 no					
Vaal	1.8	1	yes	1	Greyville	5.8	1.6	no	1	Vaal	2.7	2.1	no	5	Greyville	3.3	1.4	no	4	57	18	10	8	18	12	6	10	2	8	11	6	5					
Vaal	5.8	1.6	no	4	Greyville	4.5	1.5	yes	3	Vaal	4	1.7	yes	8	Greyville	5.4	1.7	yes	5	1,2&3 Totals For Week																	
Vaal	2.6	1.7	yes	7	Greyville	5.9	2.1	no	9	Vaal	4.1	1.7	no	5	Vaal	6.6	1.4	yes	6		46																
Kenilworth	7.4	1.7	no	1	Kenilworth	2.4	1.5	yes	4	Vaal	1.9	1	no	6	Kenilworth	5.6	1.6	yes	5	26533	1,2&3 Total to date		Week 631														
Kenilworth	4.6	1.6	yes	3	Vaal	1.9	1.2	no	2	Mauritius	7.2	3.1	no	7	Fairview	4.7	2.7	yes	4	42	Average per week																
Kenilworth	4.3	1.4	no	6	Vaal	3.2	1.2	no	3	Turffontein	3	1.6	no	1	Turffontein	2.2	1.1	no	3	31906	1,2,3&4 Total to date																
Vaal	1.2	1	yes	1	Fairview	3.3	1.4	yes	3	Turffontein	5.4	2.6	no	6	Kenilworth	22	5	no	4	51	Average per week																
Vaal	4	1.3	yes	2	Fairview	7.3	2.4	yes	6	Kenilworth	2	1.2	yes	8	Kenilworth	3.4	1.3	no	6	Week 18/10/2021 to 24/10/2021																	
Vaal	2	1.3	yes	4	Mauritius	1.7	1	no	1	Greyville	1.8	1.2	no	1	Greyville	6.1	3	no	3																		
Vaal	5.6	1.9	no	8	Mauritius	2.7	1	yes	4	Greyville	13	4.1	no	4	Greyville	4	2.2	yes	5																		
Fairview	4	1.7	yes	5	Mauritius	9.7	2.7	yes	8						Greyville	8.5	2.6	yes	6																		
Fairview	3.8	1.5	no	7	Turffontein	2.2	1	yes	8																												
Mauritius	3.3	1.4	yes	6	Turffontein	2.7	1.5	yes	9																												
Turffontein	2.3	0	no	2	Kenilworth	2	1	yes	1																												
Turffontein	1.7	0	no	4	Kenilworth	4	2.2	no	5																												
Turffontein	2.7	1.3	no	5	Kenilworth	3.7	2.2	yes	7																												
Turffontein	2.6	1.5	yes	7	Greyville	3.7	1.7	yes	2																												
Kenilworth	4.2	1.3	yes	2	Greyville	4.6	1.6	yes	8																												



click <http://horseracingtips.co.za> to go back to Home Page

Selection No. 1					Selection No. 2					Selection No. 3					Selection No. 4					Totals Data		Magic Grid™ Stats Start : September 2010														
Todays Track	Now Win	Now Place	Same Jock?	RACE	Todays Track	Now Win	Now Place	Same Jock?	RACE	Todays Track	Now Win	Now Place	Same Jock?	RACE	Todays Track	Now Win	Now Place	Same Jock?	RACE	Totals For Week	Sel 1	Sel 1	Sel 1	Sel 2	Sel 2	Sel 2	Sel 3	Sel 3	Sel 3	Sel 4	Sel 4	Sel 4				
Kenilworth	2.5	1.3	no	2	Vaal	3.4	1.8	no	2	Vaal	14	3.1	no	4	Vaal	16	3	yes	1	60	19	9	10	12	8	4	19	10	9	10	6	4				
Kenilworth	3.6	1.4	no	5	Vaal	3.8	2.1	yes	5	Kenilworth	9.2	2.3	yes	1	Kenilworth	4.7	1.6	no	3																	
Kenilworth	2.8	1.5	yes	6	Kenilworth	2.9	1.4	no	8	Greyville	5.4	2.6	no	8	Kenilworth	3.7	1.8	yes	4																	
Greyville	1.7	1	no	1	Greyville	1.7	0	no	2	Fairview	6.9	1.7	yes	1	Greyville	4.3	2.2	no	7																	
Vaal	2.8	1.2	no	1	Greyville	2.7	1.6	yes	4	Fairview	3.1	1.6	yes	2	Vaal	3.2	1.5	yes	4																	
Vaal	3.8	1.5	no	2	Greyville	8	2.5	yes	6	Fairview	9	2.9	no	9	Mauritius	6.5	1.8	yes	5																	
Vaal	3	1.4	yes	6	Fairview	1.8	1.3	yes	6	Mauritius	1.8	1	yes	3	Turffontein	3.5	1.8	yes	3	26583	1,2&3 Total to date		Week		632											
Fairview	2.3	1.3	no	7	Mauritius	4.2	2.1	no	1	Mauritius	7.6	1.8	no	7	Turffontein	6.1	2.8	no	10	42	Average per week															
Fairview	1.9	1.1	no	8	Turffontein	6.2	1.4	yes	1	Turffontein	4	1.6	yes	7	Greyville	9.7	2.3	no	5																	
Mauritius	1.2	1.1	yes	2	Kenilworth	3.1	1.4	yes	4	Turffontein	7.6	1.8	yes	8	Greyville	5.7	2.2	yes	6																	
Mauritius	1.3	1.1	yes	6	Mauritius	8.3	2.4	yes	7	Kenilworth	3.5	1	yes	1																						
Mauritius	3	1	no	8	Greyville	2.8	1.2	yes	1	Kenilworth	5.7	1.7	no	5																						
Turffontein	1.3	1	yes	6						Mauritius	9.5	1.4	no	1																						
Turffontein	1.8	1.4	yes	9						Mauritius	3.2	1.9	yes	4																						
Kenilworth	1.6	1	no	3						Mauritius	3.2	0	no	6																						
Kenilworth	4.8	2.4	yes	6						Greyville	4.5	1.2	yes	2																						
Kenilworth	2.5	1.5	yes	8						Greyville	7	1.8	no	3																						
Mauritius	2.2	2.3	no	3						Greyville	11	2.3	no	7																						
Mauritius	3.3	2.3	yes	5						Greyville	4.4	1.6	yes	8																						



click <http://horseracingtips.co.za> to go back to Home Page

Selection No. 1					Selection No. 2					Selection No. 3					Selection No. 4					Totals Data		Magic Grid™ Stats Start : September 2010													
Today's Track	Now Win	Now Place	Same Jock?	RACE	Today's Track	Now Win	Now Place	Same Jock?	RACE	Today's Track	Now Win	Now Place	Same Jock?	RACE	Today's Track	Now Win	Now Place	Same Jock?	RACE	Totals For Week	Sel 1	Sel 1	Sel 1	Sel 2	Sel 2	Sel 2	Sel 3	Sel 3	Sel 3	Sel 4	Sel 4	Sel 4			
Greyville	6.8	1.9	no	4	Greyville	3.9	1.6	no	7	Greyville	1.9	1	yes	7	Greyville	7.2	1.7	no	2	46	13	5	8	16	8	8	11	7	4	6	3	3			
Vaal	2.7	1.4	yes	7	Greyville	4.3	1.7	yes	8	Greyville	5.5	1.6	yes	5	Vaal	2.8	1.5	yes	3	1,2&3 Totals For Week															
Kenilworth	1.5	1	yes	3	Vaal	3.1	1.3	no	1	Vaal	4.2	2	no	2	Vaal	5.1	1.5	no	5		40														
Vaal	1.5	1.2	no	1	Vaal	1.8	1.2	yes	6	Vaal	5.9	2	no	4	Fairview	4.4	1.5	no	8	26623 1,2&3 Total to date		Week 633													
Turffontein	2	1.2	no	1	Kenilworth	2.7	1.5	yes	1	Kenilworth	5.3	1.3	yes	2	Kenilworth	6.6	0	yes	2	42 Average per week															
Turffontein	3	1.4	yes	4	Kenilworth	3	1.5	yes	5	Kenilworth	3.2	1.4	yes	7	Mauritius	3.6	1.3	yes	7	32012 1,2,3&4 Total to date															
Kenilworth	1.2	0	no	1	Kenilworth	2.9	1.4	no	8	Fairview	4	1.4	yes	1	51 Average per week																				
Kenilworth	12	3.4	no	5	Fairview	5.6	1.9	yes	3	Turffontein	1.6	1.2	yes	3																					
Kenilworth	2.2	1.3	yes	6	Fairview	2.5	1.4	yes	7	Turffontein	4	1.5	no	7																					
Mauritius	1.6	0	no	6	Turffontein	3.1	1.2	no	2	Mauritius	2.9	2.2	no	2																					
Greyville	1.3	1	no	2	Kenilworth	4.3	2.2	yes	3	Mauritius	3.2	1.8	yes	3																					
Greyville	2.1	1.1	no	5	Kenilworth	2.6	1.5	no	7																										
Greyville	3.8	2.1	yes	6	Kenilworth	3.2	1.3	yes	8																										
					Mauritius	3.3	1.8	no	8																										
					Greyville	3	1.5	no	3																										
					Greyville	6.3	2.8	no	8																										
																				Week		01/11/2021 to 07/11/2021													



click <http://horseracingtips.co.za> to go back to Home Page

Selection No. 1					Selection No. 2					Selection No. 3					Selection No. 4					Totals Data		Magic Grid™ Stats Start : September 2010											
Today's Track	Now Win	Now Place	Same Jock?	RACE	Today's Track	Now Win	Now Place	Same Jock?	RACE	Today's Track	Now Win	Now Place	Same Jock?	RACE	Today's Track	Now Win	Now Place	Same Jock?	RACE	Totals For Week	Sel 1	Sel1 yes	Sel1 no	Sel 2	Sel2 yes	Sel2 no	Sel 3	Sel3 yes	Sel3 no	Sel4	Sel4 yes	Sel4 no	
Greyville	3.3	1.1	yes	3	Greyville	2.5	1.5	no	1	Greyville	4.6	1.7	yes	4	Turffontein	8	2.9	no	8	55	19	7	12	17	10	7	13	5	8	6	2	4	
Vaal	1.5	1	yes	4	Greyville	3	1.5	yes	2	Greyville	4.2	1.3	no	5	Fairview	8.9	4.1	no	4	1,2&3 Totals For Week	49	26672	1,2&3 Total to date	Week	634	42	Average per week						
Vaal	3.2	1.4	no	5	Vaal	4.7	1.6	no	1	Greyville	5.3	1.5	yes	6	Mauritius	6.7	2.1	yes	7														
Greyville	7.3	2.1	no	1	Vaal	3	1.3	no	6	Vaal	3.1	1.8	no	2	Turffontein	3.6	2.2	no	6	32067	1,2,3&4 Total to date	51	Average per week										
Greyville	2.7	1.3	yes	3	Greyville	2.5	0	yes	2	Vaal	1.9	1	yes	7	Kenilworth	10	2.4	yes	2														
Greyville	3.3	1.4	no	6	Greyville	4.3	1.9	yes	5	Vaal	2.8	1.5	no	8	Greyville	10	3.3	no	5	Week	08/11/2021	to	14/11/2021										
Turffontein	1.9	1.4	yes	3	Greyville	4.5	1.9	no	7	Turffontein	3.5	1.2	yes	1																			
Turffontein	3	1.6	no	5	Mauritius	2.1	1	yes	1	Turffontein	3.2	1.2	no	4																			
Fairview	2.1	1.3	no	1	Mauritius	1.6	1	yes	2	Turffontein	5	2	yes	4																			
Fairview	1.2	1.1	no	2	Mauritius	2.2	2.1	yes	4	Greyville	2.7	1.2	no	1																			
Fairview	2.9	1.1	no	3	Mauritius	7.5	1.5	no	8	Greyville	5.6	1.9	no	2																			
Fairview	7.1	2.5	no	7	Turffontein	1.8	1.6	yes	7	Greyville	5	1.5	no	4																			
Mauritius	2	2.5	no	5	Turffontein	3.5	1.9	yes	9	Greyville	3.5	1.6	no	7																			
Mauritius	1.4	1.3	yes	6	Kenilworth	6	2	yes	1																								
Turffontein	4.8	1.8	no	1	Kenilworth	3.8	1.5	no	4																								
Turffontein	1.4	1	yes	3	Kenilworth	3.3	2.2	yes	5																								
Kenilworth	1.6	1	no	3	Kenilworth	5.2	1.8	no	8																								
Kenilworth	6.3	2.5	no	7																													
Greyville	1.4	1	yes	3																													



click <http://horseracingtips.co.za> to go back to Home Page

Selection No. 1					Selection No. 2					Selection No. 3					Selection No. 4					Totals Data		Magic Grid™ Stats Start : September 2010																						
Todays Track	Now Win	Now Place	Same Jock?	RACE	Todays Track	Now Win	Now Place	Same Jock?	RACE	Todays Track	Now Win	Now Place	Same Jock?	RACE	Todays Track	Now Win	Now Place	Same Jock?	RACE	Totals For Week	Sel 1	Sel1 yes	Sel1 no	Sel 2	Sel2 yes	Sel2 no	Sel 3	Sel3 yes	Sel3 no	Sel 4	Sel4 yes	Sel4 no												
Turffontein	7.2	2.3	yes	1	Turffontein	7.4	2.1	yes	7	Turffontein	2.7	1.4	yes	5	Vaal	4.8	1.8	no	1	41	13	7	6	13	6	7	9	4	5	6	1	5												
Turffontein	3.6	1.5	no	3	Turffontein	4.6	1.7	no	8	Kenilworth	4.2	0	no	2	Fairview	15	4	no	1	<table border="1"> <tr> <td colspan="2">1,2&amp;3 Totals For Week</td> <td colspan="2">35</td> </tr> <tr> <td>26707</td> <td>1,2&amp;3 Total to date</td> <td colspan="2">Week 635</td> </tr> <tr> <td>42</td> <td>Average per week</td> <td colspan="2"></td> </tr> <tr> <td colspan="2">32108</td> <td colspan="2">1,2,3&amp;4 Total to date</td> </tr> <tr> <td>51</td> <td>Average per week</td> <td colspan="2"></td> </tr> <tr> <td colspan="2">Week 15/11/2021 to 21/11/2021</td> <td colspan="2"></td> </tr> </table>	1,2&3 Totals For Week		35		26707	1,2&3 Total to date	Week 635		42	Average per week			32108		1,2,3&4 Total to date		51	Average per week			Week 15/11/2021 to 21/11/2021			
1,2&3 Totals For Week		35																																										
26707	1,2&3 Total to date	Week 635																																										
42	Average per week																																											
32108		1,2,3&4 Total to date																																										
51	Average per week																																											
Week 15/11/2021 to 21/11/2021																																												
Kenilworth	3.7	1.5	no	3	Kenilworth	1.6	0	yes	5	Fairview	14	3.9	yes	6	Fairview	4.4	1.6	no	3																									
Kenilworth	1.7	1.3	yes	7	Greyville	3.8	1.4	no	4	Fairview	4.1	1.5	yes	8	Mauritius	11	1.9	no	2																									
Greyville	1.2	1	yes	1	Greyville	3.6	1.9	no	6	Mauritius	3.4	1.5	no	3	Kenilworth	4.9	1.7	yes	3																									
Greyville	3.2	1.7	yes	3	Vaal	3.7	1.8	yes	6	Mauritius	4.6	1.7	no	5	Greyville	2.6	1.2	no	3																									
Greyville	4.8	1.9	no	7	Fairview	1.8	0	yes	2	Mauritius	3.4	1	no	8																														
Greyville	4	1.7	yes	8	Fairview	5	1.8	no	4	Kenilworth	6.1	2.1	no	6																														
Fairview	2.4	1.6	no	7	Mauritius	3.9	1	no	1	Greyville	4.7	2	yes	5																														
Mauritius	9.5	6.1	no	6	Mauritius	2.6	1.2	yes	7																																			
Kenilworth	12	2.9	yes	5	Kenilworth	3.8	1.6	yes	1																																			
Greyville	1.3	1	yes	2	Kenilworth	3	1.3	no	8																																			
Greyville	4.3	1.5	no	6	Greyville	5.4	1.9	no	4																																			



click <http://horseracingtips.co.za> to go back to Home Page

Selection No. 1					Selection No. 2					Selection No. 3					Selection No. 4					Totals Data		Magic Grid™ Stats Start : September 2010											
Todays Track	Now Win	Now Place	Same Jock?	RACE	Todays Track	Now Win	Now Place	Same Jock?	RACE	Todays Track	Now Win	Now Place	Same Jock?	RACE	Todays Track	Now Win	Now Place	Same Jock?	RACE	Totals For Week	Sel 1	Sel 1	Sel 1	Sel 2	Sel 2	Sel 2	Sel 3	Sel 3	Sel 3	Sel 4	Sel 4	Sel 4	
Greyville	5.2	1.6	yes	8	Greyville	3.9	1.7	no	3	Greyville	9.9	2.6	no	2	Vaal	6.5	1.8	no	2	47	14	4	10	17	7	10	12	4	8	4	0	4	
Fairview	2.7	1.3	no	1	Greyville	6	1.5	no	7	Greyville	5.9	1.9	no	5	Kenilworth	4.2	1.6	no	2	1,2&3 Totals For Week	43	26750	1,2&3 Total to date	Week	636								
Fairview	1	1	no	3	Kenilworth	5.3	2	yes	7	Fairview	1.9	1.5	yes	7	Kenilworth	6.8	1.8	no	4														
Fairview	5.1	1.8	no	4	Vaal	1.8	1	yes	3	Kenilworth	13	3.7	no	2	Mauritius	3.8	1.4	no	4	42	Average per week												
Kenilworth	2.8	1.3	yes	4	Vaal	3.3	1.4	yes	4	Kenilworth	3.1	1.7	no	3	32155	1,2,3&4 Total to date	51	Average per week															
Kenilworth	4.8	3.4	no	6	Vaal	6.4	1.8	no	6	Fairview	1.8	1.1	yes	5																			
Kenilworth	4.2	2	yes	8	Vaal	2.8	1.6	no	7	Fairview	5.8	1.9	yes	6	Week	22/11/2021	to	28/11/2021															
Vaal	2.3	1.2	no	8	Fairview	3.2	1.2	yes	1	Mauritius	4.1	1.2	no	1																			
Fairview	4.9	1.8	no	7	Fairview	4	1.5	no	8	Mauritius	6	2.8	no	8																			
Mauritius	5	3.2	no	7	Mauritius	1.7	1	yes	3	Kenilworth	3.2	1.3	yes	8	click <a href="http://horseracingtips.co.za">http://horseracingtips.co.za</a> to go back to Home Page																		
Mauritius	1.3	2.6	no	1	Mauritius	3.2	1.8	no	4	Mauritius	4	1.2	no	5																			
Mauritius	1.5	1.2	no	7	Kenilworth	2.2	1.3	yes	3	Greyville	7.8	2	no	4																			
Greyville	3.6	2	yes	5	Kenilworth	2.2	1.3	no	5																								
Greyville	2.5	1.4	no	7	Mauritius	4.7	2.5	no	2																								
					Mauritius	2.9	0	yes	6																								
					Mauritius	3.2	1.2	no	8																								
					Greyville	5.2	2.2	no	8																								

Selection No. 1					Selection No. 2					Selection No. 3					Selection No. 4					Totals Data		Magic Grid™ Stats Start : September 2010													
Today's Track	Now Win	Now Place	Same Jock?	RACE	Today's Track	Now Win	Now Place	Same Jock?	RACE	Today's Track	Now Win	Now Place	Same Jock?	RACE	Today's Track	Now Win	Now Place	Same Jock?	RACE	Totals For Week	Sel 1	Sel 1	Sel 1	Sel 2	Sel 2	Sel 2	Sel 3	Sel 3	Sel 3	Sel 4	Sel 4	Sel 4			
Fairview	4.5	1.6	no	2	Turffontein	6.8	1.9	no	4	Fairview	3.9	1.8	no	4	Fairview	3.8	1.5	yes	8	43	16	9	7	10	1	9	12	8	4	5	5	0			
Fairview	1.4	1	yes	5	Turffontein	6.1	2.5	no	5	Fairview	2.4	1.5	no	6	Turffontein	7.1	2.2	yes	2	1,2&3 Totals For Week															
Turffontein	5.3	2.1	no	6	Kenilworth	3	1.7	no	5	Fairview	6.1	2	yes	7	Fairview	3.7	1.5	yes	3		38														
Turffontein	4.4	1.8	yes	9	Fairview	2.8	1.2	no	4	Turffontein	6.8	1.8	yes	7	Turffontein	9.8	2.2	yes	1	26788	1,2&3 Total to date		Week 637												
Kenilworth	2.2	1.4	yes	2	Fairview	3.2	1.3	no	7	Kenilworth	3.6	2.8	no	1	Kenilworth	6.2	0	yes	7	42	Average per week														
Kenilworth	6.5	2.1	yes	6	Turffontein	4	1.5	no	4	Kenilworth	4	2.1	yes	3																					
Fairview	3.9	1.3	yes	1	Turffontein	4.3	1.3	no	5	Kenilworth	2.2	1.2	yes	4																					
Fairview	1.4	1.1	no	2	Kenilworth	8.7	2.2	no	1	Kenilworth	5.2	2.6	yes	8																					
Turffontein	3.8	0	no	2	Mauritius	1.9	1.1	yes	4	Fairview	5.7	1.6	no	8																					
Turffontein	1.6	1	yes	6	Mauritius	10	3.3	no	6	Kenilworth	5.9	1.8	yes	2																					
Kenilworth	1.2	1	yes	3															Kenilworth	1.9	0	yes	8												
Kenilworth	13	3.5	no	6															Kenilworth	6.1	1.5	yes	9												
Mauritius	3.5	1.5	yes	1																															
Mauritius	4.1	1.4	no	3																															
Mauritius	2.1	1.3	yes	5																															
Mauritius	3.5	1.4	no	8																															
																				Week	29/11/2021 to 05/12/2021														
																																			
																				<a href="http://horseracingtips.co.za">click http://horseracingtips.co.za</a> to go back to Home Page															



Selection No. 1					Selection No. 2					Selection No. 3					Selection No. 4					Totals Data		Magic Grid™ Stats Start : September 2010																	
Today's Track	Now Win	Now Place	Same Jock?	RACE	Today's Track	Now Win	Now Place	Same Jock?	RACE	Today's Track	Now Win	Now Place	Same Jock?	RACE	Today's Track	Now Win	Now Place	Same Jock?	RACE	Totals For Week	Sel 1	Sel 1	Sel 1	Sel 2	Sel 2	Sel 2	Sel 3	Sel 3	Sel 3	Sel 4	Sel 4	Sel 4							
Scottsville	5.3	1.6	no	2	Scottsville	1.6	1	yes	3	Scottsville	3.7	1.4	yes	5	Scottsville	21	5.2	no	1	47	17	6	11	12	7	5	12	4	8	6	1	5							
Scottsville	2.5	1.3	no	4	Scottsville	5.9	2.6	no	8	Vaal	5.7	1.4	yes	2	Scottsville	5.5	2	no	3																				
Scottsville	1.6	1.3	yes	6	Scottsville	5.4	2.1	no	9	Turffontein	8.4	2.2	no	2	Turffontein	3.7	1.6	no	8	1,2&3 Totals For Week		41																	
Vaal	1.6	1	yes	1	Scottsville	2.6	1.2	yes	4	Turffontein	3.1	1.5	no	7	Fairview	8.8	2.5	no	8	26829 1,2&3 Total to date		Week 638																	
Vaal	2.6	1.7	yes	3	Turffontein	3.7	1.5	no	3	Greyville	3.2	1.6	no	2	Greyville	20	4.8	yes	5	42 Average per week																			
Vaal	6.1	2.1	no	9	Fairview	5.6	2.3	no	1	Greyville	7.9	2.8	no	3	Mauritius	2.1	1.1	no	5	32245 1,2,3&4 Total to date		51 Average per week																	
Scottsville	3.7	1.7	yes	2	Fairview	8.5	2	no	7	Greyville	12	2.3	no	6																									
Turffontein	1.4	0	no	4	Greyville	5.3	2.3	yes	8	Greyville	3.3	1.8	yes	7																									
Fairview	2.8	1.6	no	3	Mauritius	3.2	1.3	yes	1	Mauritius	6.5	1.9	no	8																									
Fairview	1.6	1.2	yes	4	Kenilworth	3.9	1.5	yes	1	Kenilworth	5.6	2	yes	7																									
Greyville	1.5	1	no	1	Kenilworth	3.8	2.1	yes	5	Kenilworth	4.3	1.9	no	8																									
Greyville	2.9	1.3	no	4	Greyville	4.9	1.7	yes	5	Greyville	4.8	1.9	no	1																									
Mauritius	1.5	1.2	yes	3																																			
Mauritius	1.8	1	no	4																																			
Mauritius	2.6	1.2	no	6																																			
Kenilworth	3	0	no	2																																			
Greyville	5.5	2.2	no	8																																			



click <http://horseracingtips.co.za> to go back to Home Page

Selection No. 1					Selection No. 2					Selection No. 3					Selection No. 4					Totals Data		Magic Grid™ Stats Start : September 2010															
Today's Track	Now Win	Now Place	Same Jock?	RACE	Today's Track	Now Win	Now Place	Same Jock?	RACE	Today's Track	Now Win	Now Place	Same Jock?	RACE	Today's Track	Now Win	Now Place	Same Jock?	RACE	Totals For Week	Sel 1	Sel 1	Sel 1	Sel 2	Sel 2	Sel 2	Sel 3	Sel 3	Sel 3	Sel 4	Sel 4	Sel 4					
Vaal	3.9	1.3	no	2	Greyville	2.1	1	yes	1	Greyville	2.4	1.7	no	2	Greyville	4.3	1.8	yes	3	63	24	14	10	21	12	9	11	5	6	7	3	4					
Vaal	9.8	3.1	no	4	Greyville	6.5	2	yes	7	Greyville	3.8	1.4	no	4	Kenilworth	3.1	0	no	2	1,2&3 Totals For Week																	
Kenilworth	4.7	1.4	no	3	Vaal	7.6	2.2	yes	3	Greyville	5.4	2.2	no	5	Mauritius	5	1.5	yes	3	56																	
Kenilworth	2.8	1.3	yes	6	Vaal	6.6	1.9	no	7	Kenilworth	2.6	1.2	no	1	Mauritius	3	2.1	yes	1	26885	1,2&3 Total to date												Week	639			
Kenilworth	2.6	1.2	no	8	Vaal	6.5	2.6	no	8	Greyville	2.5	2.1	yes	4	Greyville	4.2	1.7	no	2	42	Average per week																
Greyville	2.5	1.4	no	1	Kenilworth	2.6	1.3	no	4	Fairview	2.8	2.5	yes	7	Greyville	11	2.7	no	3	32308	1,2,3&4 Total to date																
Greyville	3.7	1.5	no	6	Greyville	6.6	2.5	yes	3	Mauritius	5.2	0	no	6	Greyville	11	3.2	no	6	51	Average per week																
Greyville	3	1.3	yes	8	Greyville	1.9	1.4	yes	7	Turffontein	5.2	2.1	yes	9																							
Fairview	4	2.1	yes	2	Fairview	1.6	1	yes	1	Mauritius	3.9	1.9	yes	2																							
Fairview	15	2.7	yes	6	Mauritius	2.2	1.5	no	1	Mauritius	7	0	no	6																							
Mauritius	2.8	1.7	no	8	Mauritius	5.9	1.6	yes	2	Mauritius	6.9	1.2	yes	7																							
Turffontein	2.2	1.4	yes	1	Mauritius	1.8	1.5	yes	4																												
Turffontein	1.9	1.4	yes	2	Mauritius	4.8	1.4	yes	5																												
Turffontein	3.1	1.6	no	3	Mauritius	2.4	2.3	no	7																												
Turffontein	4.6	2.2	no	4	Turffontein	2	1.5	no	5																												
Turffontein	1.7	1	yes	6	Kenilworth	1.8	1.2	no	1																												
Turffontein	9	2.8	yes	8	Kenilworth	3.7	1.6	yes	2																												
Kenilworth	1.8	1.1	yes	5	Kenilworth	3	1.5	no	4																												
Kenilworth	7.1	2	yes	6	Kenilworth	9.3	2.7	no	7																												
Kenilworth	5	1.6	yes	9	Mauritius	5.2	0	yes	5																												
Mauritius	4.4	1	yes	3	Greyville	2.6	1.6	yes	7																												
Mauritius	2.6	1.3	yes	8																																	
Greyville	1.5	1	yes	1																																	
Greyville	5.4	2.1	no	5																																	



click <http://horseracingtips.co.za> to go back to Home Page

Selection No. 1					Selection No. 2					Selection No. 3					Selection No. 4					Totals Data		Magic Grid™ Stats Start : September 2010													
Todays Track	Now Win	Now Place	Same Jock?	RACE	Todays Track	Now Win	Now Place	Same Jock?	RACE	Todays Track	Now Win	Now Place	Same Jock?	RACE	Todays Track	Now Win	Now Place	Same Jock?	RACE	Totals For Week	Sel 1	Sel 1	Sel 1	Sel 2	Sel 2	Sel 2	Sel 3	Sel 3	Sel 3	Sel 4	Sel 4	Sel 4			
Vaal	3.2	1.5	no	4	Turffontein	4.7	1.9	no	6	Vaal	5.7	1.5	no	8	Turffontein	2.6	1.4	no	1	38	10	4	6	12	5	7	4	1	3	12	3	9			
Kenilworth	1.4	1.1	yes	1	Turffontein	11	4.3	no	8	Vaal	2	1.1	no	6	Turffontein	11	2	no	2	1,2&3 Totals For Week															
Kenilworth	3	0	no	2	Vaal	1.3	1.1	yes	1	Fairview	11	3.2	no	2	Turffontein	4.1	1.9	no	3	26															
Kenilworth	1.3	1.1	yes	3	Vaal	3.3	1.5	no	7	Fairview	4.5	1.3	yes	8	Turffontein	8.4	1.9	yes	4	26911 1,2&3 Total to date		Week 640													
Kenilworth	4.3	1.8	yes	8	Kenilworth	2.5	1.8	yes	6						Vaal	6.3	2	no	2	42 Average per week															
Vaal	3.6	1.1	no	1	Vaal	1.4	1	no	2						Vaal	3.9	1.4	no	3	32346 1,2,3&4 Total to date															
Vaal	4.8	1.9	no	4	Vaal	3.2	1.5	yes	3						Kenilworth	5.7	1.7	no	5	51 Average per week															
Fairview	1.5	1.7	no	1	Vaal	5	1.7	yes	7						Vaal	8	2.5	no	5	Week 20/12/2021 to 26/12/2021															
Greyville	5.1	1.9	no	4	Fairview	5.6	1.9	yes	4						Fairview	7.9	2.8	yes	6																
Greyville	3.3	1.4	yes	9	Fairview	2.2	1.2	no	7						Greyville	4.1	1.3	no	1																
					Greyville	4.9	1.5	no	2						Greyville	5.8	2	no	3																
					Greyville	9.1	2.2	no	6						Greyville	9.2	3.5	yes	5																



click <http://horseracingtips.co.za> to go back to Home Page

Selection No. 1					Selection No. 2					Selection No. 3					Selection No. 4					Totals Data		Magic Grid™ Stats Start : September 2010											
Today's Track	Now Win	Now Place	Same Jock?	RACE	Today's Track	Now Win	Now Place	Same Jock?	RACE	Today's Track	Now Win	Now Place	Same Jock?	RACE	Today's Track	Now Win	Now Place	Same Jock?	RACE	Totals For Week	Sel 1	Sel 1	Sel 1	Sel 2	Sel 2	Sel 2	Sel 3	Sel 3	Sel 3	Sel 4	Sel 4	Sel 4	
Turffontein	1.2	1	no	3	Kenilworth	3.8	1.5	yes	8	Greyville	2.9	1.7	no	6	Turffontein	2.6	0	no	2	21	5	2	3	5	4	1	8	1	7	3	0	3	
Kenilworth	2.2	0	yes	3	Vaal	2.7	1.2	yes	3	Kenilworth	4.8	1.8	no	1	Turffontein	5.4	2.1	no	6	<b>1,2&amp;3 Totals For Week</b> <b>18</b>	26929 1,2&3 Total to date		Week 641										
Kenilworth	2.1	0	yes	4	Vaal	6.5	2.1	yes	8	Kenilworth	4.7	2.4	no	5	Fairview	4.2	1.4	no	3		42 Average per week												
Vaal	2.8	1.7	no	7	Fairview	7.6	2.6	no	5	Kenilworth	9.4	2.4	no	7	32367 1,2,3&4 Total to date																		
Fairview	7	1.7	no	1	Fairview	4.4	1.9	yes	7	Vaal	4.5	1.6	no	1	50 Average per week																		
										Vaal	1.4	1	no	2	Week 27/12/2021 to 02/01/2022																		
										Fairview	1.8	1.2	no	4	 <p>click <a href="http://horseracingtips.co.za">http://horseracingtips.co.za</a> to go back to Home Page</p>																		
										Fairview	6.2	2.6	yes	6																			