

Selection No. 1					Selection No. 2					Selection No. 3					Selection No. 4					Totals Data		Magic Grid™ Stats Start : September 2010													
Todays Track	Now Win	Now Place	Same Jock?	RACE	Todays Track	Now Win	Now Place	Same Jock?	RACE	Todays Track	Now Win	Now Place	Same Jock?	RACE	Todays Track	Now Win	Now Place	Same Jock?	RACE	Totals For Week	Sel 1	Sel 1	Sel 1	Sel 2	Sel 2	Sel 2	Sel 3	Sel 3	Sel 3	Sel 4	Sel 4	Sel 4			
Kimberley	2.3	1.2	no	1	Vaal	2.4	1	yes	1	Kimberley	2.4	1.5	no	6	Kimberley	2.6	1.4	no	2	42	15	8	7	10	5	5	12	5	7	5	0	5			
Kimberley	1.9	1.2	no	4	Greyville	3.2	1.4	no	2	Greyville	8.6	2.7	yes	4	Vaal	3	1.1	no	4	1,2&3 Totals For Week 37	23174 1,2&3 Total to date		Week 538												
Kimberley	32	7.3	no	5	Vaal	4.2	1.2	no	1	Greyville	2.6	1.2	yes	8	Vaal	3.3	1.3	no	8		43 Average per week														
Vaal	3.2	1.2	yes	3	Kenilworth	5.8	1.6	yes	4	Vaal	3.5	1.3	no	3	Vaal	3.7	1.6	no	5																
Greyville	1.4	1	yes	3	Turffontein	1.4	1.2	no	1	Vaal	4.2	1.7	no	8	Greyville	2.9	1.5	no	7																
Vaal	1.5	1	yes	2	Kenilworth	4	1.4	yes	2	Kenilworth	3.2	1.4	yes	1																					
Vaal	1.4	1	yes	6	Kenilworth	4.8	1.6	no	4	Kenilworth	2.1	1.1	yes	3																					
Kenilworth	2	1.1	yes	7	Kenilworth	3.6	1.6	yes	5	Turffontein	4.1	1.5	no	5																					
Turffontein	1.5	0	no	2	Kenilworth	3.2	1.2	yes	6	Kenilworth	2.8	1.3	yes	8																					
Turffontein	2.8	1.2	yes	3	Greyville	5.5	1.5	no	6	Kenilworth	4.3	1.7	no	9																					
Turffontein	1.8	1.2	yes	7						Greyville	2.9	1.5	no	1																					
Kenilworth	1.6	1	no	1						Greyville	5.6	2	no	5																					
Kenilworth	3.3	1.8	no	3																															
Greyville	1.3	1	no	4																															
Greyville	3.9	1.6	yes	8																															
																				27874 1,2,3&4 Total to date		52 Average per week													
																				Week 06/01/2020 to 12/01/2020															




click <http://horseracingtips.co.za> to go back to Home Page

Selection No. 1					Selection No. 2					Selection No. 3					Selection No. 4					Totals Data		Magic Grid™ Stats Start : September 2010												
Todays Track	Now Win	Now Place	Same Jock?	RACE	Todays Track	Now Win	Now Place	Same Jock?	RACE	Todays Track	Now Win	Now Place	Same Jock?	RACE	Todays Track	Now Win	Now Place	Same Jock?	RACE	Totals For Week	Sel 1	Sel 1	Sel 1	Sel 2	Sel 2	Sel 2	Sel 3	Sel 3	Sel 3	Sel 4	Sel 4	Sel 4		
Kimberley	4.9	1.7	yes	4	Kimberley	2.8	1.2	yes	1	Kenilworth	4.4	1.8	no	7	Kimberley	3.3	1.8	yes	6	56	17	13	4	20	13	7	10	7	3	9	5	4		
Kenilworth	1.7	1.2	no	2	Kimberley	1.8	1.1	no	2	Kenilworth	8.2	2.6	yes	8	Scottsville	15	3.2	no	6	1,2&3 Totals For Week														
Kenilworth	1.4	0	yes	3	Kimberley	2.1	1.2	yes	5	Scottsville	3.7	1.6	no	1	Vaal	3.8	1.5	yes	4		47													
Scottsville	4.3	2.1	yes	2	Kenilworth	3.4	0	yes	4	Fairview	3.3	1.2	yes	1	Vaal	15	5.1	yes	5	23221	1,2&3 Total to date		Week 539											
Scottsville	2.1	1.4	no	3	Kenilworth	2.6	1.4	yes	5	Turffontein	3.5	1.5	yes	1	Fairview	6.1	1.9	yes	8	43	Average per week													
Vaal	1.1	1	yes	1	Kenilworth	2.5	1.3	yes	6	Turffontein	7.7	1.6	yes	2	Turffontein	8.4	1.9	yes	3															
Vaal	1.4	1.3	yes	2	Scottsville	10	3.2	no	4	Turffontein	5.7	1.7	no	7	Turffontein	4.6	1.8	no	8	27930	1,2,3&4 Total to date													
Vaal	7	2.9	yes	8	Vaal	2	1	no	3	Borrowdale	2.2	1.2	yes	1	Borrowdale	4	1.5	no	4	52	Average per week													
Fairview	1.4	1.1	yes	2	Vaal	1.8	1.1	yes	6	Borrowdale	3.4	4	yes	6	Scottsville/G	3.6	1.5	no	4	Week 13/01/2020 to 19/01/2020														
Fairview	4.5	1.5	yes	6	Vaal	3.8	1.6	yes	7	Scottsville/G	2.2	1.8	yes	8																				
Turffontein	25	6.1	yes	4	Fairview	3.5	2	yes	3																									
Turffontein	3.7	2	yes	5	Kenilworth	3.1	1.3	no	1																									
Kenilworth	5.3	0	no	2	Kenilworth	2	1.7	yes	6																									
Kenilworth	2.1	1	yes	3	Kenilworth	2.8	1.2	yes	7																									
Kenilworth	4.2	1.6	yes	5	Borrowdale	4.8	2.3	yes	2																									
Borrowdale	1.8	2	no	5	Borrowdale	3	1.4	no	3																									
Scottsville/G	1	1.2	yes	2	Borrowdale	1.8	1	no	7																									
					Scottsville/G	3.7	1.3	no	1																									
					Scottsville/G	3.1	1.6	yes	2																									
					Scottsville/G	1.8	1.1	yes	7																									



click <http://horseracingtips.co.za> to go back to Home Page

Selection No. 1					Selection No. 2					Selection No. 3					Selection No. 4					Totals Data		Magic Grid™ Stats Start : September 2010																		
Today's Track	Now Win	Now Place	Same Jock?	RACE	Today's Track	Now Win	Now Place	Same Jock?	RACE	Today's Track	Now Win	Now Place	Same Jock?	RACE	Today's Track	Now Win	Now Place	Same Jock?	RACE	Totals For Week	Sel 1	Sel 1	Sel 1	Sel 2	Sel 2	Sel 2	Sel 3	Sel 3	Sel 3	Sel 4	Sel 4	Sel 4								
Fairview	2.8	1.2	yes	8	Fairview	3.7	1.3	yes	5	Fairview	11	2.3	no	4	Fairview	4.9	1.4	no	1	52	19	9	10	14	9	5	13	8	5	6	3	3								
Vaal	1.6	1.5	yes	1	Fairview	2.4	1.4	yes	6	Fairview	4	2.2	no	7	Greyville	16	3.4	yes	6																					
Vaal	3.1	1.2	yes	4	Vaal	3.2	1.1	yes	2	Scottsville	5.9	1.8	yes	3	Kenilworth	4.1	1.8	yes	12																					
Vaal	4.3	1.6	yes	5	Vaal	2.3	1.1	yes	3	Scottsville	2	1.4	yes	6	Turffontein	4.3	0	yes	4																					
Vaal	4.7	1.9	yes	7	Vaal	2.3	1.3	yes	6	Scottsville	4.8	1.8	yes	8	Borrowdale	3.7	0	no	3																					
Scottsville	4.4	1.3	no	1	Vaal	2.4	1.5	no	8	Vaal	1.7	1.1	yes	4	Borrowdale	6.9	2.2	no	5																					
Vaal	3.1	1.4	no	1	Scottsville	6.9	2	no	4	Fairview	3.3	1.5	no	6																										
Vaal	3.1	1.2	yes	5	Scottsville	3.9	1.8	no	7	Fairview	3.7	1.4	yes	8																										
Vaal	2.4	1.3	no	7	Vaal	3.2	1.3	no	8	Fairview	1.5	1.2	yes	4																										
Fairview	2.8	1.2	no	1	Fairview	1.6	1.1	yes	2	Greyville	5.1	1.6	yes	8																										
Fairview	1.3	1	no	3	Greyville	2.5	1.2	yes	1	Kenilworth	7	2.5	yes	10																										
Fairview	1.9	1.3	no	5	Kenilworth	3.5	1.5	yes	3	Turffontein	4.2	2	no	5																										
Kenilworth	6.7	2	no	1	Turffontein	1.7	1	no	1	Borrowdale	5	0	no	4																										
Kenilworth	3.7	1.3	no	2	Turffontein	3.9	1.4	yes	6																															
Kenilworth	16	3.2	no	4																																				
Turffontein	2.7	1.5	yes	3																																				
Turffontein	2.3	1	yes	7																																				
Borrowdale	1.9	0	no	2																																				
Borrowdale	1.3	0	yes	7																																				
																				1,2&3 Totals For Week																				
																				46																				
																				23310		1,2&3 Total to date				Week 541														
																				43		Average per week																		
																				28030		1,2,3&4 Total to date																		
																				52		Average per week																		
																				Week		27/01/2020 to 02/02/2020																		
																																								
																				click http://horseracingtips.co.za to go back to Home Page																				

Selection No. 1					Selection No. 2					Selection No. 3					Selection No. 4					Totals Data		Magic Grid™ Stats Start : September 2010																									
Todays Track	Now Win	Now Place	Same Jock?	RACE	Todays Track	Now Win	Now Place	Same Jock?	RACE	Todays Track	Now Win	Now Place	Same Jock?	RACE	Todays Track	Now Win	Now Place	Same Jock?	RACE	Totals For Week	Sel 1	Sel 1 yes	Sel 1 no	Sel 2	Sel 2 yes	Sel 2 no	Sel 3	Sel 3 yes	Sel 3 no	Sel 4	Sel 4 yes	Sel 4 no															
Kimberley	2.1	1.4	yes	1	Kimberley	2.2	1.4	no	6	Kimberley	3	1.4	yes	3	Scottsville	4.4	1.7	yes	7	40	15	7	8	10	4	6	8	5	3	7	3	4															
Kimberley	4.6	1.7	yes	5	Vaal	2.8	1.2	no	1	Vaal	2.3	1.1	yes	3	Vaal	4.3	1.6	yes	3	1,2&3 Totals For Week	33	23343	1,2&3 Total to date	Week	542	43	Average per week	28070	1,2,3&4 Total to date	52	Average per week	Week	03/02/2020	to	09/02/2020												
Kimberley	2.7	1.3	yes	7	Vaal	2.7	1.7	no	1	Vaal	5.5	1.8	yes	7	Vaal	3.6	1.4	no	4																												
Vaal	3.4	1.4	yes	2	Vaal	4.6	1.7	no	5	Vaal	2.4	1.2	yes	8	Fairview	3.5	1.4	yes	1	28070	1,2,3&4 Total to date	52	Average per week	Week	03/02/2020	to	09/02/2020																				
Scottsville	4.7	1.9	no	4	Vaal	6.1	2.8	yes	7	Scottsville	3.2	1.3	no	1	Kenilworth	6.8	2.9	no	6																												
Scottsville	4	1.7	no	5	Fairview	2.9	1.1	yes	3	Scottsville	3.2	1.5	no	3	Greyville	7.8	2.1	no	2	23343		1,2&3 Total to date		Week		542		43		Average per week		28070		1,2,3&4 Total to date		52		Average per week		Week		03/02/2020		to		09/02/2020	
Vaal	3.6	1.4	yes	2	Kenilworth	9.6	2.5	no	2	Scottsville	6.5	1.9	no	6	Greyville	6	2.3	no	7	43		Average per week		Week		542		43		Average per week		28070		1,2,3&4 Total to date		52		Average per week		Week		03/02/2020		to		09/02/2020	
Fairview	2	1.3	no	2	Kenilworth	3.8	1.6	no	8	Greyville	2.6	2.3	yes	1						28070		1,2,3&4 Total to date		Week		542		43		Average per week		28070		1,2,3&4 Total to date		52		Average per week		Week		03/02/2020		to		09/02/2020	
Fairview	3.2	1.8	no	5	Greyville	9.2	2.2	yes	3						52		Average per week		Week		542		43		Average per week		28070		1,2,3&4 Total to date		52		Average per week		Week		03/02/2020		to		09/02/2020						
Fairview	2.3	1	yes	7	Greyville	2.2	1.3	yes	5						Week		03/02/2020		to		09/02/2020		43		Average per week		28070		1,2,3&4 Total to date		52		Average per week		Week		03/02/2020		to		09/02/2020						
Kenilworth	2.4	1.7	no	1											Week		03/02/2020		to		09/02/2020		43		Average per week		28070		1,2,3&4 Total to date		52		Average per week		Week		03/02/2020		to		09/02/2020						
Kenilworth	1.3	1	yes	3											Week		03/02/2020		to		09/02/2020		43		Average per week		28070		1,2,3&4 Total to date		52		Average per week		Week		03/02/2020		to		09/02/2020						
Kenilworth	1.4	1	no	4											Week		03/02/2020		to		09/02/2020		43		Average per week		28070		1,2,3&4 Total to date		52		Average per week		Week		03/02/2020		to		09/02/2020						
Greyville	3.2	1.5	no	6											Week		03/02/2020		to		09/02/2020		43		Average per week		28070		1,2,3&4 Total to date		52		Average per week		Week		03/02/2020		to		09/02/2020						
Greyville	1.8	1.3	no	8											Week		03/02/2020		to		09/02/2020		43		Average per week		28070		1,2,3&4 Total to date		52		Average per week		Week		03/02/2020		to		09/02/2020						




click <http://horseracingtips.co.za> to go back to Home Page

Selection No. 1					Selection No. 2					Selection No. 3					Selection No. 4					Totals Data		Magic Grid™ Stats Start : September 2010											
Todays Track	Now Win	Now Place	Same Jock?	RACE	Todays Track	Now Win	Now Place	Same Jock?	RACE	Todays Track	Now Win	Now Place	Same Jock?	RACE	Todays Track	Now Win	Now Place	Same Jock?	RACE	Totals For Week	Sel 1	Sel 1	Sel 1	Sel 2	Sel 2	Sel 2	Sel 3	Sel 3	Sel 3	Sel 4	Sel 4	Sel 4	
Fairview	2.1	1	no	4	Fairview	1.6	1	no	5	Fairview	2.8	1.1	yes	1	Greyville	8.1	2.4	yes	7	47	12	7	5	13	6	7	12	9	3	10	4	6	
Greyville	4.1	1.6	yes	2	Turffontein	8.8	3.2	no	1	Fairview	4.2	1.4	no	3	Greyville	4.1	1.5	no	8	1,2&3 Totals For Week	37	23380	1,2&3 Total to date	Week 543	43	Average per week	28117	1,2,3&4 Total to date	52	Average per week	Week 10/02/2020 to 16/02/2020		
Greyville	1.8	1.2	yes	4	Vaal	2.1	1	no	4	Fairview	6.5	0	yes	7	Turffontein	8	2.2	yes	9														
Greyville	2.4	1.2	no	6	Vaal	6	2.3	yes	6	Greyville	6.7	1.8	yes	5	Vaal	2.7	1.2	no	1														
Turffontein	3	1.3	yes	7	Fairview	3	1.5	no	7	Turffontein	7	3.6	no	3	Vaal	6.8	2.2	no	3														
Fairview	1.2	1.1	yes	2	Turffontein	2.4	1.2	yes	2	Turffontein	2.5	1.2	yes	6	Fairview	14	2.2	no	1														
Turffontein	4.1	1.5	yes	4	Turffontein	2.4	1.3	no	9	Turffontein	2.6	1.4	yes	8	Fairview	4.2	1.8	yes	3														
Turffontein	2	1	yes	6	Kenilworth	2.1	1.2	yes	1	Vaal	3	1.1	no	2	Turffontein	4.3	1.6	no	1														
Turffontein	5.6	1.9	yes	8	Kenilworth	3.3	1.5	yes	4	Fairview	5.2	1.9	yes	4	Scottsville	11	2.5	no	7														
Kenilworth	1.3	1	no	2	Kenilworth	3.6	1.7	no	6	Fairview	3.9	1.7	yes	5	Scottsville	8.9	2.3	yes	8														
Kenilworth	2.2	1.5	no	7	Scottsville	2.4	1.5	yes	1	Turffontein	5	1.6	yes	5																			
Kenilworth	7.4	2	no	8	Scottsville	9.4	2.3	no	4	Scottsville	15	3.8	yes	3																			
					Scottsville	5.6	2.1	yes	6																								



click <http://horseracingtips.co.za> to go back to Home Page

Selection No. 1					Selection No. 2					Selection No. 3					Selection No. 4					Totals Data		Magic Grid™ Stats Start : September 2010																			
Todays Track	Now Win	Now Place	Same Jock?	RACE	Todays Track	Now Win	Now Place	Same Jock?	RACE	Todays Track	Now Win	Now Place	Same Jock?	RACE	Todays Track	Now Win	Now Place	Same Jock?	RACE	Totals For Week	Sel 1	Sel 1	Sel 1	Sel 2	Sel 2	Sel 2	Sel 3	Sel 3	Sel 3	Sel 4	Sel 4	Sel 4									
Kimberley	2.2	1.1	yes	2	Vaal	3	1.3	yes	1	Vaal	3	1.5	yes	4	Kimberley	5.3	2.3	no	1	41	13	10	3	8	2	6	8	3	5	12	6	6									
Vaal	6	1.4	no	6	Vaal	7	2.5	no	3	Borrowdale	1.9	0	no	1	Kimberley	8	2	no	4																						
Borrowdale	1.5	0	no	3	Vaal	2.3	1.2	no	3	Borrowdale	4.9	3.1	no	6	Vaal	23	4.5	no	7	1,2&3 Totals For Week																					
Borrowdale	4.1	1.4	yes	7	Vaal	4.7	2	no	8	Vaal	3.3	1.1	no	2	Borrowdale	3.1	1.9	yes	4	29																					
Vaal	3.8	1.6	yes	7	Fairview	3.3	1.5	no	4	Vaal	3	1.2	yes	5	Borrowdale	5.3	3.9	yes	5																						
Fairview	1.4	1	yes	1	Turffontein	2.9	1.2	no	4	Turffontein	3.6	1.1	no	1	Vaal	4.8	1.9	no	4	23409	1,2&3 Total to date		Week		544																
Fairview	1.1	0	no	3	Kenilworth	3.1	1.3	yes	9	Turffontein	8.1	1.9	no	2	Vaal	6.2	1.9	no	6	43	Average per week																				
Turffontein	1.6	1.3	yes	3	Greyville	1.4	1	no	1	Greyville	3	1.3	yes	2	Kenilworth	6.8	1.9	yes	1																						
Kenilworth	1.4	1	yes	3											Kenilworth	2.6	1.1	yes	2	28158	1,2,3&4 Total to date																				
Kenilworth	1.9	1	yes	4											Greyville	8.1	1.6	yes	5	52	Average per week																				
Kenilworth	2.4	1.1	yes	7											Greyville	5.9	1.7	no	6																						
Greyville	2.9	1.3	yes	4											Greyville	6.2	1.5	yes	8																						
Greyville	4.6	1.6	yes	7																																					

Selection No. 1					Selection No. 2					Selection No. 3					Selection No. 4					Totals Data		Magic Grid™ Stats Start : September 2010																	
Todays Track	Now Win	Now Place	Same Jock?	RACE	Todays Track	Now Win	Now Place	Same Jock?	RACE	Todays Track	Now Win	Now Place	Same Jock?	RACE	Todays Track	Now Win	Now Place	Same Jock?	RACE	Totals For Week	Sel 1	Sel 1 yes	Sel 1 no	Sel 2	Sel 2 yes	Sel 2 no	Sel 3	Sel 3 yes	Sel 3 no	Sel 4	Sel 4 yes	Sel 4 no							
Fairview	1.1	1.1	no	1	Fairview	4	1.5	no	4	Fairview	3.4	0	no	3	Kenilworth	9.5	4.4	no	1	58	18	5	13	22	9	13	10	5	5	8	1	7							
Fairview	1.3	1.2	no	2	Fairview	3	1.1	yes	5	Vaal	6	1.7	no	4	Scottsville	3	1.4	no	6	1,2&3 Totals For Week																			
Kenilworth	2.7	1.1	no	3	Fairview	2	1.1	yes	7	Fairview	4.2	1.4	yes	4	Fairview	7.6	3	no	3		50																		
Kenilworth	2.3	1.2	yes	7	Kenilworth	6	3.3	yes	2	Fairview	8.4	2.4	yes	6	Fairview	7.6	1.9	no	8	23459	1,2&3 Total to date																Week	545	
Kenilworth	4.4	1.6	no	8	Kenilworth	2	1	no	4	Fairview	3.5	1.4	no	7	Turffontein	6.9	2	no	6	43	Average per week																		
Scottsville	4	1.6	no	7	Scottsville	1.9	1.4	no	3	Greyville	7.1	2	yes	3	Kenilworth	3.3	2.3	no	1																				
Vaal	2.6	1.2	yes	2	Scottsville	4.5	1.5	yes	4	Kenilworth	6	1.9	yes	4	Kenilworth	12	3	no	3																				
Vaal	2.4	1.5	no	7	Scottsville	2.5	1.1	no	5	Scottsville	8	2.8	yes	7	Kenilworth	4.4	1.4	yes	5																				
Fairview	1.3	0	yes	1	Vaal	6.4	1.4	no	1	Borrowdale	2.3	2	no	1																									
Fairview	4.5	1.7	no	2	Vaal	4.5	1.3	yes	3	Borrowdale	4	0	no	5																									
Turffontein	4.3	1.4	no	1	Fairview	4.7	1.5	no	5																														
Turffontein	4.2	1.8	no	8	Greyville	1.9	1.1	no	4																														
Scottsville	1.7	1	yes	6	Greyville	5.2	2.4	yes	7																														
Borrowdale	2.4	2	no	3	Turffontein	3.9	1.9	no	3																														
Borrowdale	5.8	2.2	no	4	Turffontein	1.8	1	yes	5																														
Borrowdale	3.2	1.6	no	6	Turffontein	3.4	1.4	no	7																														
Borrowdale	2.4	1.2	yes	7	Turffontein	2.9	1.5	yes	9																														
Borrowdale	2	1.6	no	8	Kenilworth	4.3	1.8	no	2																														
					Kenilworth	2.5	1.1	yes	6																														
					Scottsville	1.8	1.1	no	1																														
					Scottsville	5.8	3	no	2																														
					Scottsville	3.4	1.7	no	8																														
																				Week		24/02/2020 to 01/03/2020																	
																						click http://horseracingtips.co.za to go back to Home Page																	

Selection No. 1					Selection No. 2					Selection No. 3					Selection No. 4					Totals Data													Magic Grid™ Stats Start : September 2010					
Today's Track	Now Win	Now Place	Same Jock?	RACE	Today's Track	Now Win	Now Place	Same Jock?	RACE	Today's Track	Now Win	Now Place	Same Jock?	RACE	Today's Track	Now Win	Now Place	Same Jock?	RACE	Totals For Week	Sel 1	Sel 1 yes	Sel 1 no	Sel 2	Sel 2 yes	Sel 2 no	Sel 3	Sel 3 yes	Sel 3 no	Sel 4	Sel 4 yes	Sel 4 no						
Greyville	4.6	1.6	yes	6	Kimberley	3.1	1.4	no	1	Kimberley	2.1	1.1	yes	4	Kimberley	3.7	1.7	no	3	47	7	4	3	20	13	7	13	7	6	7	4	3						
Fairview	2.3	1.2	yes	2	Kimberley	2.3	1.1	no	2	Kimberley	3	1.1	yes	7	Vaal	4.4	1.3	yes	4	1,2&3 Totals For Week																		
Turffontein	2.2	1.3	yes	4	Kimberley	2.1	1	yes	5	Vaal	6.8	1.5	no	5	Greyville	9	1.7	yes	1	40																		
Durbanville	2.2	1.2	no	3	Kimberley	2	1	yes	8	Vaal	5.2	1.6	yes	6	Turffontein	2.7	1.6	no	9	23542	1,2&3 Total to date												Week	547				
Greyville	3.6	1.4	no	2	Kimberley	3.1	1.3	no	10	Greyville	4.7	1.3	no	3	Durbanville	4.5	1.7	no	1	43	Average per week																	
Greyville	4.3	1.8	no	4	Vaal	1.8	1.1	no	1	Fairview	4.3	1.6	no	5	Durbanville	2.2	1.2	yes	4	28316	1,2,3&4 Total to date																	
Borrowdale	1.3	0	yes	5	Vaal	1.6	1.2	yes	3	Fairview	4.6	1.5	yes	6	Greyville	4.9	1.7	yes	5	52	Average per week																	
					Vaal	2.3	1.6	yes	7	Fairview	3.4	1	yes	7						Week	09/03/2020 to 15/03/2020																	
					Greyville	3.3	1.5	yes	2	Turffontein	4.9	1.8	yes	1																								
					Greyville	2.5	1	yes	4	Turffontein	5	2.1	yes	8																								
					Greyville	4.6	1.8	no	7	Durbanville	7.3	2.3	no	2																								
					Fairview	1.8	1.2	yes	1	Durbanville	5	2.1	no	8																								
					Fairview	2.5	1.4	no	3	Greyville	3.3	1.3	no	1																								
					Fairview	6.4	2.2	yes	8																													
					Turffontein	5.2	1.8	yes	2																													
					Turffontein	2	1	yes	3																													
					Borrowdale	2.2	1.7	no	3																													
					Borrowdale	2.8	3.2	yes	4																													
					Borrowdale	2.4	1.8	yes	6																													
					Borrowdale	2.1	1.1	yes	7																													



click <http://horseracingtips.co.za> to go back to Home Page

Selection No. 1					Selection No. 2					Selection No. 3					Selection No. 4					Totals Data		Magic Grid™ Stats Start : September 2010														
Todays Track	Now Win	Now Place	Same Jock?	RACE	Todays Track	Now Win	Now Place	Same Jock?	RACE	Todays Track	Now Win	Now Place	Same Jock?	RACE	Todays Track	Now Win	Now Place	Same Jock?	RACE	Totals For Week	Sel 1	Sel1 yes	Sel1 no	Sel 2	Sel2 yes	Sel2 no	Sel 3	Sel3 yes	Sel3 no	Sel4	Sel4 yes	Sel4 no				
Kimberley	2.4	1.1	yes	1	Kimberley	2.5	1.5	no	6	Kimberley	3.6	1.7	no	4	Kimberley	5	2.1	yes	2	51	16	7	9	13	4	9	12	4	8	10	4	6				
Kimberley	6.3	2.1	no	5	Kimberley	3.5	1.4	yes	10	Vaal	3.3	1.4	no	2	Vaal	10	1.7	no	5	1,2&3 Totals For Week																
Kimberley	2.5	1.7	no	8	Vaal	3.9	1.7	no	3	Greyville	4	1.4	no	2	Vaal	4.6	1.8	no	6		41															
Kimberley	2.3	1.4	yes	9	Vaal	5.9	1.8	yes	7	Greyville	5.8	1.6	yes	5	Turffontein	9.7	2	no	3	23583	1,2&3 Total to date		Week 548													
Vaal	15	2.7	no	1	Greyville	2.2	1.2	no	1	Greyville	5.7	1.6	yes	8	Fairview	9.2	3.1	no	6	43	Average per week															
Greyville	3.4	1.7	yes	4	Turffontein	4	1.5	no	1	Turffontein	9.4	2.4	yes	9	Turffontein	2.7	2.2	yes	9	28367	1,2,3&4 Total to date															
Turffontein	2.9	1	no	4	Turffontein	3.2	1.5	yes	10	Fairview	10	3	no	1	Durbanville	5.4	1.7	no	4	52	Average per week															
Turffontein	5.1	1.4	no	5	Turffontein	1.9	1.1	no	1	Fairview	5.7	2.1	no	2	Durbanville	3.4	1.2	no	6																	
Turffontein	2.3	1.3	yes	6	Turffontein	2.7	1.2	no	2	Fairview	3.5	1.3	yes	3	Durbanville	5	1.8	yes	8																	
Fairview	1.6	1.2	yes	4	Turffontein	2.2	1.4	no	5	Fairview	3	1.3	no	7	Greyville	11	2.1	yes	2																	
Fairview	4.3	1.2	yes	8	Turffontein	2.2	1	yes	8	Durbanville	2.3	1.6	no	3																						
Turffontein	1.5	1.2	no	3	Greyville	3.6	1.8	no	1	Greyville	7.2	2.2	no	4																						
Turffontein	1.4	1.2	yes	6	Greyville	12	3.3	no	8																											
Durbanville	2.3	1.6	no	5																																
Durbanville	2.3	1.4	no	7																																
Greyville	4.5	1.5	no	5																																
																				Week		16/03/2020 to 22/03/2020														



click <http://horseracingtips.co.za> to go back to Home Page

Selection No. 1					Selection No. 2					Selection No. 3					Selection No. 4					Totals Data		Magic Grid™ Stats Start : September 2010											
Todays Track	Now Win	Now Place	Same Jock?	RACE	Todays Track	Now Win	Now Place	Same Jock?	RACE	Todays Track	Now Win	Now Place	Same Jock?	RACE	Todays Track	Now Win	Now Place	Same Jock?	RACE	Totals For Week	Sel 1	Sel 1	Sel 1	Sel 2	Sel 2	Sel 2	Sel 3	Sel 3	Sel 3	Sel 4	Sel 4	Sel 4	
																					1	yes	no	2	yes	no	3	yes	no	4	yes	no	
Kimberley	1.3	1.2	no	2	Kimberley	2.7	1	no	5	Kimberley	6.8	2	no	3	Turffontein	22	5.1	no	8	28	13	4	9	7	2	5	5	2	3	3	0	3	
Kimberley	3	1.5	yes	4	Turffontein	1.9	1	yes	3	Kimberley	3.2	1.9	no	6	Vaal	6.9	2.2	no	1	1,2&3 Totals For Week													
Turffontein	1.5	1	no	1	Fairview	1.7	1.2	no	2	Kimberley	2.9	1.1	yes	8	Vaal	9.9	2.6	no	5	25													
Fairview	3	1.4	no	1	Fairview	2	1	yes	3	Turffontein	2.4	1	yes	4	LockDown					23608 1,2&3 Total to date Week 549													
Fairview	2.3	1.7	yes	5	Vaal	3.1	1.3	no	3	Turffontein	7.7	3.3	no	6						43 Average per week													
Fairview	2.1	1.5	yes	6	Vaal	2.5	1.5	no	8	LockDown										28395 1,2,3&4 Total to date													
Vaal	4.5	1.9	yes	7	Borrowdale	2	0	no	6											52 Average per week													
Borrowdale	4	0	no	1	LockDown															Week 23/03/2020 to 29/03/2020													
Borrowdale	1.4	2.6	no	2																													
Borrowdale	3.3	2.3	no	3																													
Borrowdale	3.3	2.5	no	4																													
Borrowdale	5.6	0	no	5																													
Borrowdale	2.7	2.2	no	7																													
LockDown																																	



click <http://horseracingtips.co.za> to go back to Home Page

Selection No. 1					Selection No. 2					Selection No. 3					Selection No. 4					Totals Data		Magic Grid™ Stats Start : September 2010																					
Today's Track	Now Win	Now Place	Same Jock?	RACE	Today's Track	Now Win	Now Place	Same Jock?	RACE	Today's Track	Now Win	Now Place	Same Jock?	RACE	Today's Track	Now Win	Now Place	Same Jock?	RACE	Totals For Week	Sel 1 yes	Sel 1 no	Sel 2 yes	Sel 2 no	Sel 3 yes	Sel 3 no	Sel 4 yes	Sel 4 no															
LockDown					LockDown					LockDown					LockDown					0	0	0	0	0	0	0	0	0	0														
																				1,2&3 Totals For Week		0																					
																				23608	1,2&3 Total to date														Week	550							
																				43	Average per week																						
																				28395	1,2,3&4 Total to date																						
																				52	Average per week																						
																				Week	30/03/2020 to 05/04/2020																						
																																											
																				click http://horseracingtips.co.za to go back to Home Page																							

Selection No. 1					Selection No. 2					Selection No. 3					Selection No. 4					Totals Data		Magic Grid™ Stats Start : September 2010																					
Today's Track	Now Win	Now Place	Same Jock?	RACE	Today's Track	Now Win	Now Place	Same Jock?	RACE	Today's Track	Now Win	Now Place	Same Jock?	RACE	Today's Track	Now Win	Now Place	Same Jock?	RACE	Totals For Week	Sel 1 yes	Sel 1 no	Sel 2 yes	Sel 2 no	Sel 3 yes	Sel 3 no	Sel 4 yes	Sel 4 no															
LockDown					LockDown					LockDown					LockDown					0	0	0	0	0	0	0	0	0	0														
																				1,2&3 Totals For Week		0																					
																				23608	1,2&3 Total to date														Week	551							
																				43	Average per week																						
																				28395	1,2,3&4 Total to date																						
																				52	Average per week																						
																				Week	06/04/2020 to 12/04/2020																						



click <http://horseracingtips.co.za> to go back to Home Page

Selection No. 1					Selection No. 2					Selection No. 3					Selection No. 4					Totals Data		Magic Grid™ Stats Start : September 2010																					
Today's Track	Now Win	Now Place	Same Jock?	RACE	Today's Track	Now Win	Now Place	Same Jock?	RACE	Today's Track	Now Win	Now Place	Same Jock?	RACE	Today's Track	Now Win	Now Place	Same Jock?	RACE	Totals For Week	Sel 1	Sel 1	Sel 1	Sel 2	Sel 2	Sel 2	Sel 3	Sel 3	Sel 3	Sel 4	Sel 4	Sel 4											
																					1	yes	no	2	yes	no	3	yes	no	4	yes	no											
LockDown					LockDown					LockDown					LockDown					0	0	0	0	0	0	0	0	0	0	0	0												
																				1,2&3 Totals For Week		0																					
																				23608	1,2&3 Total to date						Week						552										
																				43	Average per week																						
																				28395	1,2,3&4 Total to date																						
																				51	Average per week																						
																				Week		13/04/2020		to		19/04/2020																	
																																											
																				click http://horseracingtips.co.za to go back to Home Page																							

Selection No. 1					Selection No. 2					Selection No. 3					Selection No. 4					Totals Data		Magic Grid™ Stats Start : September 2010																					
Today's Track	Now Win	Now Place	Same Jock?	RACE	Today's Track	Now Win	Now Place	Same Jock?	RACE	Today's Track	Now Win	Now Place	Same Jock?	RACE	Today's Track	Now Win	Now Place	Same Jock?	RACE	Totals For Week	Sel 1 yes	Sel 1 no	Sel 2 yes	Sel 2 no	Sel 3 yes	Sel 3 no	Sel 4 yes	Sel 4 no															
LockDown					LockDown					LockDown					LockDown						0	0	0	0	0	0	0	0	0	0													
																				1,2&3 Totals For Week		0																					
																				23608	1,2&3 Total to date														Week	553							
																				43	Average per week																						
																				28395	1,2,3&4 Total to date																						
																				51	Average per week																						
																				Week	20/04/2020 to 26/04/2020																						
																																											
																				click http://horseracingtips.co.za to go back to Home Page																							

Selection No. 1					Selection No. 2					Selection No. 3					Selection No. 4					Totals Data		Magic Grid™ Stats Start : September 2010																					
Today's Track	Now Win	Now Place	Same Jock?	RACE	Today's Track	Now Win	Now Place	Same Jock?	RACE	Today's Track	Now Win	Now Place	Same Jock?	RACE	Today's Track	Now Win	Now Place	Same Jock?	RACE	Totals For Week	Sel 1 yes	Sel 1 no	Sel 2 yes	Sel 2 no	Sel 3 yes	Sel 3 no	Sel 4 yes	Sel 4 no															
LockDown					LockDown					LockDown					LockDown					0	0	0	0	0	0	0	0	0	0														
																				1,2&3 Totals For Week		0																					
																				23608	1,2&3 Total to date														Week	554							
																				43	Average per week																						
																				28395	1,2,3&4 Total to date																						
																				51	Average per week																						
																				Week	27/04/2020 to 03/05/2020																						
																																											
																				click http://horseracingtips.co.za to go back to Home Page																							

Selection No. 1					Selection No. 2					Selection No. 3					Selection No. 4					Totals Data		Magic Grid™ Stats Start : September 2010											
Todays Track	Now Win	Now Place	Same Jock?	RACE	Todays Track	Now Win	Now Place	Same Jock?	RACE	Todays Track	Now Win	Now Place	Same Jock?	RACE	Todays Track	Now Win	Now Place	Same Jock?	RACE	Totals For Week	Sel 1	Sel 1	Sel 1	Sel 2	Sel 2	Sel 2	Sel 3	Sel 3	Sel 3	Sel 4	Sel 4	Sel 4	
LockDown					LockDown					LockDown					LockDown					0	0	0	0	0	0	0	0	0	0	0	0	0	
																				1,2&3 Totals For Week													
																				0													
																				23608		1,2&3 Total to date				Week				555			
																				43		Average per week											
																				28395		1,2,3&4 Total to date											
																				51		Average per week											
																				Week		04/05/2020				to				10/05/2020			



click <http://horseracingtips.co.za> to go back to Home Page

Selection No. 1					Selection No. 2					Selection No. 3					Selection No. 4					Totals Data		Magic Grid™ Stats Start : September 2010																					
Today's Track	Now Win	Now Place	Same Jock?	RACE	Today's Track	Now Win	Now Place	Same Jock?	RACE	Today's Track	Now Win	Now Place	Same Jock?	RACE	Today's Track	Now Win	Now Place	Same Jock?	RACE	Totals For Week	Sel 1	Sel 1	Sel 1	Sel 2	Sel 2	Sel 2	Sel 3	Sel 3	Sel 3	Sel 4	Sel 4	Sel 4											
LockDown					LockDown					LockDown					LockDown					0	0	0	0	0	0	0	0	0	0	0	0	0											
																				1,2&3 Totals For Week		0																					
																				23608	1,2&3 Total to date														Week	556							
																				42	Average per week																						
																				28395	1,2,3&4 Total to date																						
																				51	Average per week																						
																				Week	11/05/2020 to 17/05/2020																						
																																											
																				click http://horseracingtips.co.za to go back to Home Page																							

Selection No. 1					Selection No. 2					Selection No. 3					Selection No. 4					Totals Data		Magic Grid™ Stats Start : September 2010																					
Today's Track	Now Win	Now Place	Same Jock?	RACE	Today's Track	Now Win	Now Place	Same Jock?	RACE	Today's Track	Now Win	Now Place	Same Jock?	RACE	Today's Track	Now Win	Now Place	Same Jock?	RACE	Totals For Week	Sel 1 yes	Sel 1 no	Sel 2 yes	Sel 2 no	Sel 3 yes	Sel 3 no	Sel 4 yes	Sel 4 no															
LockDown					LockDown					LockDown					LockDown					0	0	0	0	0	0	0	0	0	0														
																				1,2&3 Totals For Week		0																					
																				23608	1,2&3 Total to date														Week	557							
																				42	Average per week																						
																				28395	1,2,3&4 Total to date																						
																				51	Average per week																						
																				Week	18/05/2020 to 24/05/2020																						



click <http://horseracingtips.co.za> to go back to Home Page

Selection No. 1					Selection No. 2					Selection No. 3					Selection No. 4					Totals Data		Magic Grid™ Stats Start : September 2010																					
Today's Track	Now Win	Now Place	Same Jock?	RACE	Today's Track	Now Win	Now Place	Same Jock?	RACE	Today's Track	Now Win	Now Place	Same Jock?	RACE	Today's Track	Now Win	Now Place	Same Jock?	RACE	Totals For Week	Sel 1 yes	Sel 1 no	Sel 2 yes	Sel 2 no	Sel 3 yes	Sel 3 no	Sel 4 yes	Sel 4 no															
LockDown					LockDown					LockDown					LockDown					0	0	0	0	0	0	0	0	0	0														
																				1,2&3 Totals For Week		0																					
																				23608	1,2&3 Total to date														Week	558							
																				42	Average per week																						
																				28395	1,2,3&4 Total to date																						
																				51	Average per week																						
																				Week	25/05/2020 to 31/05/2020																						
																																											
																				click http://horseracingtips.co.za to go back to Home Page																							

Selection No. 1					Selection No. 2					Selection No. 3					Selection No. 4					Totals Data		Magic Grid™ Stats Start : September 2010														
Today's Track	Now Win	Now Place	Same Jock?	RACE	Today's Track	Now Win	Now Place	Same Jock?	RACE	Today's Track	Now Win	Now Place	Same Jock?	RACE	Today's Track	Now Win	Now Place	Same Jock?	RACE	Totals For Week	Sel 1	Sel 1	Sel 1	Sel 2	Sel 2	Sel 2	Sel 3	Sel 3	Sel 3	Sel 4	Sel 4	Sel 4				
Greyville	5.1	1.9	no	4	Greyville	3.7	1.5	no	2	Vaal	2.7	1.3	no	1	Vaal	6.2	1.6	no	3	44	14	2	12	17	7	10	9	3	6	4	0	4				
Borrowdale	2	6	no	1	Greyville	2.5	1.3	yes	3	Vaal	4.8	1.5	no	2	Fairview	3.8	1.2	no	4	1,2&3 Totals For Week																
Borrowdale	2.2	0	no	3	Greyville	3.9	1.7	yes	5	Borrowdale	2.7	4	yes	2	Fairview	2.9	1.5	no	7		40															
Borrowdale	2.6	1.7	no	4	Greyville	3.3	1.5	no	7	Borrowdale	3.4	1	yes	5	Turffontein	6.2	1.9	no	6	23648	1,2&3 Total to date														Week	559
Kenilworth	3	1.4	no	1	Greyville	2.4	1.4	no	10	Borrowdale	1	1	no	7		42		Average per week																		
Kenilworth	2.5	1.2	no	2	Vaal	6.2	2.1	no	3	Kenilworth	4.6	1.7	yes	6		28439		1,2,3&4 Total to date																		
Kenilworth	4.2	2.3	no	3	Vaal	3.2	1.1	no	7	Vaal	4.8	2.1	no	4		51		Average per week																		
Kenilworth	23	7.4	no	5	Borrowdale	4.9	6.8	yes	7	Fairview	2.9	1.3	no	6		Week		01/06/2020 to 07/06/2020																		
Kenilworth	2.5	1.1	no	7	Vaal	2.7	1.3	no	1	Turffontein	13	2.7	no	1																						
Vaal	1.5	1.2	yes	7	Vaal	1.7	1.4	yes	2																											
Vaal	6.3	2.3	yes	9	Vaal	3.1	1.2	yes	6																											
Turffontein	4.7	1.5	no	3	Fairview	2.4	1.2	no	1																											
Turffontein	1.6	1	no	7	Fairview	2.8	1.7	yes	2																											
Turffontein	1.8	1.2	no	8	Fairview	3.2	1.5	no	3																											
					Fairview	2.5	1.1	yes	5																											
					Turffontein	2.8	1.3	no	4																											
					Turffontein	2.7	1.3	no	5																											



click <http://horseracingtips.co.za> to go back to Home Page

Selection No. 1					Selection No. 2					Selection No. 3					Selection No. 4					Totals Data		Magic Grid™ Stats Start : September 2010																		
Today's Track	Now Win	Now Place	Same Jock?	RACE	Today's Track	Now Win	Now Place	Same Jock?	RACE	Today's Track	Now Win	Now Place	Same Jock?	RACE	Today's Track	Now Win	Now Place	Same Jock?	RACE	Totals For Week	Sel 1	Sel 1	Sel 1	Sel 2	Sel 2	Sel 2	Sel 3	Sel 3	Sel 3	Sel 4	Sel 4	Sel 4								
Fairview	2.2	1.3	no	4	Fairview	1.7	1	no	2	Fairview	4.2	1.7	no	1	Kenilworth	3.1	1.8	no	4	44	14	0	14	15	6	9	7	1	6	8	4	4								
Fairview	5.9	3	no	6	Fairview	1.1	1	no	3	Greyville	8.7	2.7	yes	5	Greyville	2.9	1.3	no	2																					
Kenilworth	4.5	1.7	no	5	Fairview	4.7	1.5	yes	5	Greyville	6.1	2.1	no	7	Greyville	21	4.7	yes	6	1,2&3 Totals For Week																				
Kenilworth	4.1	1.6	no	8	Greyville	2.8	1.4	yes	3	Turffontein	5.3	1.6	no	9	Fairview	3.1	1.4	yes	7	36																				
Kenilworth	7.2	2.4	no	9	Turffontein	3.6	1.2	no	1	Fairview	4.3	1.9	no	8	Mauritius	15	3	yes	9																					
Greyville	2.8	1.5	no	9	Turffontein	3.6	1.4	yes	3	Mauritius	5.6	1.8	no	2	Greyville	13	3.5	no	5	23723	1,2&3 Total to date																			
Turffontein	3.9	1.6	no	2	Turffontein	5	1.8	no	4	Kenilworth	5.9	1.6	no	5	Greyville	6.2	1.9	yes	7	42	Average per week																			
Turffontein	3.7	1.4	no	7	Fairview	6	2	no	4						Kenilworth	16	3	no	1																					
Fairview	2.6	1.4	no	2	Mauritius	30	3.7	no	4																															
Fairview	1.9	1.2	no	5	Mauritius	4.9	1.3	no	5																															
Mauritius	1.9	1.3	no	3	Mauritius	1.9	1	yes	6																															
Mauritius	4.6	1.8	no	8	Greyville	1.7	1.2	no	6																															
Greyville	1.8	1.3	no	3	Greyville	6.2	2.2	yes	9																															
Greyville	1.6	1.2	no	8	Kenilworth	3	1.5	yes	2																															
					Kenilworth	7.3	2.3	no	8																															
																				28526		1,2,3&4 Total to date																		
																				51		Average per week																		
																				Week		15/06/2020 to 21/06/2020																		



click <http://horseracingtips.co.za> to go back to Home Page

Selection No. 1					Selection No. 2					Selection No. 3					Selection No. 4					Totals Data		Magic Grid™ Stats Start : September 2010															
Today's Track	Now Win	Now Place	Same Jock?	RACE	Today's Track	Now Win	Now Place	Same Jock?	RACE	Today's Track	Now Win	Now Place	Same Jock?	RACE	Today's Track	Now Win	Now Place	Same Jock?	RACE	Totals For Week	Sel 1	Sel 1	Sel 1	Sel 2	Sel 2	Sel 2	Sel 3	Sel 3	Sel 3	Sel 4	Sel 4	Sel 4					
Turffontein	3.1	1.3	yes	2	Vaal	3.1	1.6	no	1	Turffontein	4.4	1.7	no	1	Vaal	4.2	1.5	no	4	62	21	10	11	22	11	11	11	5	6	8	2	6					
Turffontein	3.2	1.5	no	3	Vaal	4.3	1.2	yes	3	Turffontein	4	1.4	no	5	Vaal	14	4.3	no	5	1,2&3 Totals For Week																	
Turffontein	2	1.5	yes	4	Vaal	2.9	1.4	yes	6	Vaal	4.9	1.6	no	2	Borrowdale	12	1	yes	5		54																
Turffontein	2	1.3	no	6	Vaal	2.2	1.4	yes	7	Scottsville	3.1	1.2	yes	7	Fairview	10	1.9	no	6	23777	1,2&3 Total to date												Week	562			
Turffontein	3.2	1.6	yes	8	Vaal	2.5	1.1	no	2	Vaal	4	1.7	yes	8	Fairview	4.1	1.4	no	7	42	Average per week																
Turffontein	13	3.1	no	9	Vaal	8.3	2.3	yes	5	Borrowdale	1.8	0	yes	1	Mauritius	19	3.3	no	7	28588	1,2,3&4 Total to date																
Vaal	7	2.6	yes	9	Vaal	2.3	1.2	yes	6	Borrowdale	14	4.3	no	7	Greyville	6.4	1.8	yes	1	51	Average per week																
Scottsville	3	1.2	yes	3	Vaal	3.6	1.6	yes	9	Fairview	6.6	2	yes	2	Greyville	4.4	1.5	no	3																		
Scottsville	1.4	1	yes	4	Borrowdale	4.7	3.3	no	2	Fairview	3.5	1.5	no	3																							
Scottsville	3.3	1.6	yes	5	Borrowdale	4.6	2.4	yes	4	Turffontein	4	1.6	yes	9																							
Vaal	6.1	2	no	1	Fairview	6.2	1.5	no	1	Greyville	3.3	1.5	no	6																							
Vaal	1.9	1.1	yes	4	Fairview	4.6	1.9	no	4																												
Borrowdale	2.7	2	no	6	Mauritius	2	3.6	no	1																												
Fairview	2.8	1.3	yes	5	Mauritius	2.6	1.4	yes	2																												
Mauritius	1.8	1.4	no	3	Mauritius	1.3	3.3	no	5																												
Mauritius	6.6	2.9	no	9	Mauritius	2.1	1	no	6																												
Turffontein	4	1.7	no	1	Mauritius	1.6	1	no	8																												
Turffontein	1.3	1	yes	7	Turffontein	4.6	1.7	yes	3																												
Greyville	11	2.4	no	4	Turffontein	2.7	1.3	yes	4																												
Greyville	3.6	1.5	no	8	Greyville	5.3	1.9	no	5																												
Greyville	5.2	1.7	no	9	Greyville	2.3	1.1	no	7																												
					Greyville	1.7	1.6	yes	10																												



click <http://horseracingtips.co.za> to go back to Home Page

Selection No. 1					Selection No. 2					Selection No. 3					Selection No. 4					Totals Data		Magic Grid™ Stats Start : September 2010																				
Todays Track	Now Win	Now Place	Same Jock?	RACE	Todays Track	Now Win	Now Place	Same Jock?	RACE	Todays Track	Now Win	Now Place	Same Jock?	RACE	Todays Track	Now Win	Now Place	Same Jock?	RACE	Totals For Week	Sel 1	Sel 1	Sel 1	Sel 2	Sel 2	Sel 2	Sel 3	Sel 3	Sel 3	Sel 4	Sel 4	Sel 4										
Kenilworth	3.2	1.3	no	3	Kenilworth	1.4	0	yes	1	Kenilworth	2.2	1.2	no	7	Kenilworth	13	3.2	no	4	52	16	3	13	15	8	7	13	2	11	8	2	6										
Kenilworth	1.4	1	no	5	Kenilworth	2.5	1.7	yes	2	Vaal	3.2	1.3	no	2	Kenilworth	5.2	2.6	no	6																							
Kenilworth	4.1	2.6	no	9	Vaal	1.8	1	no	6	Vaal	5.7	2	no	4	Kenilworth	3.2	1.5	yes	8	1,2&3 Totals For Week																						
Vaal	4.6	1.5	no	1	Vaal	12	2.9	no	8	Vaal	3.4	1.2	no	9	Vaal	2.2	1	yes	7	44																						
Vaal	1.7	1.3	no	4	Greyville	2.1	1.5	no	1	Vaal	3	1.7	no	5	Greyville	5.7	2.3	no	4																							
Vaal	7.6	1.9	yes	6	Greyville	2.7	1	yes	2	Fairview	4.2	1.5	no	4	Mauritius	4.3	1.2	no	6	23821	1,2&3 Total to date		Week		563																	
Vaal	2.6	1.2	no	8	Greyville	5.2	1.3	yes	3	Fairview	3.7	1.2	no	8	Scottsville	4.2	1.6	no	1	42	Average per week																					
Fairview	4	1.3	no	1	Greyville	3.9	1.3	no	9	Mauritius	4.8	4.5	no	7	Scottsville	2.6	1.4	no	2																							
Fairview	3.4	1.7	no	5	Vaal	6.4	2.5	yes	7	Scottsville	4.9	2.1	yes	3																												
Fairview	1.7	1	yes	6	Vaal	2.2	1.4	no	9	Scottsville	20	4.1	no	4																												
Mauritius	1.5	1.2	no	3	Fairview	2.8	1.3	yes	7	Scottsville	5.2	2.2	no	9																												
Mauritius	1.6	1.4	no	5	Fairview	5.6	1.8	no	9	Turffontein	3.3	1.3	yes	5																												
Mauritius	2.4	1	no	8	Scottsville	4.2	1.6	yes	5	Turffontein	5.9	1.7	no	6																												
Mauritius	5.8	2.2	no	9	Scottsville	3.8	1.5	yes	6																																	
Scottsville	1.9	1	yes	7	Turffontein	8.8	2.7	no	8																																	
Turffontein	1.9	1	no	7																																						
												</																														

Selection No. 1					Selection No. 2					Selection No. 3					Selection No. 4					Totals Data		Magic Grid™ Stats Start : September 2010													
Todays Track	Now Win	Now Place	Same Jock?	RACE	Todays Track	Now Win	Now Place	Same Jock?	RACE	Todays Track	Now Win	Now Place	Same Jock?	RACE	Todays Track	Now Win	Now Place	Same Jock?	RACE	Totals For Week	Sel 1	Sel 1	Sel 1	Sel 2	Sel 2	Sel 2	Sel 3	Sel 3	Sel 3	Sel 4	Sel 4	Sel 4			
Fairview	1.4	1	yes	1	Fairview	2.6	1	no	3	Kenilworth	1.4	1.3	no	8	Kenilworth	22	4.2	yes	5	47	15	8	7	14	7	7	9	4	5	9	4	5			
Kenilworth	2.2	1	no	4	Fairview	2.9	1.2	no	7	Greyville	4.5	2.3	no	4	Greyville	23	3.7	no	2	1,2&3 Totals For Week															
Kenilworth	7.2	2.3	no	10	Fairview	4.6	2.9	no	8	Greyville	4.9	2	yes	9	Greyville	11	3.1	no	5		38														
Greyville	3.4	1.7	no	3	Kenilworth	3.6	1.3	yes	3	Vaal	2.8	1.3	yes	8	Vaal	10	2.8	yes	9	23859	1,2&3 Total to date												Week	564	
Greyville	3.5	2.8	yes	7	Kenilworth	2.9	1.2	no	9	Fairview	4.1	2.1	no	7	Fairview	11	2	no	3	42	Average per week														
Vaal	1.1	1	no	1	Greyville	3.8	2	yes	1	Mauritius	11	1.5	yes	2	Fairview	8.4	2.1	no	4																
Vaal	1.3	1	no	2	Greyville	2.4	1	no	8	Turffontein	2.2	1.5	yes	4	Fairview	3.2	1.5	no	6	28687	1,2,3&4 Total to date														
Vaal	1.5	1.1	yes	3	Vaal	5.6	1.7	no	7	Turffontein	11	1.9	no	7	Scottsville	10	2.5	yes	1	51	Average per week														
Fairview	2.2	1	yes	1	Mauritius	1.5	1.6	yes	1	Turffontein	12	3.7	no	9	Turffontein	5.9	2.1	yes	7																
Fairview	1.7	1	no	2	Mauritius	7.2	2.3	yes	3																										
Mauritius	3.2	1.7	yes	7	Mauritius	3	1	yes	4																										
Mauritius	2.8	1	yes	9	Mauritius	2.8	2	no	5																										
Scottsville	2.2	1.4	no	2	Mauritius	2.9	13.7	yes	6																										
Scottsville	2.5	1	yes	6	Turffontein	1.9	1.1	yes	2																										
Turffontein	5.1	1.9	yes	3																															
																				Week	06/07/2020 to 12/07/2020														



click <http://horseracingtips.co.za> to go back to Home Page

Selection No. 1					Selection No. 2					Selection No. 3					Selection No. 4					Totals Data		Magic Grid™ Stats Start : September 2010															
Today's Track	Now Win	Now Place	Same Jock?	RACE	Today's Track	Now Win	Now Place	Same Jock?	RACE	Today's Track	Now Win	Now Place	Same Jock?	RACE	Today's Track	Now Win	Now Place	Same Jock?	RACE	Totals For Week	Sel 1	Sel 1	Sel 1	Sel 2	Sel 2	Sel 2	Sel 3	Sel 3	Sel 3	Sel 4	Sel 4	Sel 4					
Vaal	2.5	1.2	no	1	Vaal	5.3	1.6	yes	2	Greyville	2.5	1.4	no	2	Vaal	4.2	1.9	yes	5	47	15	9	6	15	9	6	7	3	4	10	5	5					
Vaal	4.5	2.1	no	3	Vaal	3.6	1.3	yes	7	Greyville	3.9	1.3	yes	4	Vaal	2	1.2	yes	6	1,2&3 Totals For Week																	
Greyville	2	1.3	yes	1	Turffontein	2.7	1.4	no	1	Greyville	13	3.6	yes	9	Greyville	15	3.4	no	3		37																
Turffontein	13	3.6	no	6	Turffontein	4.1	1.7	no	5	Mauritius	6.5	4.2	yes	5	Greyville	4.2	1.6	yes	6	23896	1,2&3 Total to date												Week	565			
Fairview	4	1.2	no	2	Turffontein	2.6	1.3	no	8	Kenilworth	2	1.3	no	8	Turffontein	4.2	1.5	no	3	42	Average per week																
Fairview	2	1.4	no	3	Turffontein	7.6	2.8	yes	10	Greyville	1.8	1	no	2	Mauritius	28	16.5	yes	1																		
Fairview	2.1	1.5	yes	4	Fairview	2.7	1.5	yes	1	Greyville	2.5	1.6	no	10	Kenilworth	3.4	1.5	no	2	28734	1,2,3&4 Total to date																
Fairview	7.5	2.5	yes	5	Fairview	2.9	1.7	yes	7						Kenilworth	12	5.1	no	8	51	Average per week																
Mauritius	7.2	2.3	no	2	Fairview	12	3.1	no	8						Kenilworth	4	2.8	no	9																		
Mauritius	1.4	1	yes	3	Fairview	22	5.1	no	9						Greyville	2.8	1.4	yes	4																		
Mauritius	1.6	1	yes	4	Mauritius	4.2	1.6	yes	6																												
Mauritius	6.6	1.3	yes	5	Mauritius	4.9	1.8	yes	7																												
Greyville	1.1	1	yes	1	Kenilworth	2.8	1.3	yes	4																												
Greyville	2	1.2	yes	3	Kenilworth	4.2	1.4	yes	6																												
Greyville	14	4	yes	9	Kenilworth	7.3	2.1	no	7																												
																				Week		13/07/2020 to 19/07/2020															



click <http://horseracingtips.co.za> to go back to Home Page

Selection No. 1					Selection No. 2					Selection No. 3					Selection No. 4					Totals Data		Magic Grid™ Stats Start : September 2010													
Today's Track	Now Win	Now Place	Same Jock?	RACE	Today's Track	Now Win	Now Place	Same Jock?	RACE	Today's Track	Now Win	Now Place	Same Jock?	RACE	Today's Track	Now Win	Now Place	Same Jock?	RACE	Totals For Week	Sel 1	Sel 1	Sel 1	Sel 2	Sel 2	Sel 2	Sel 3	Sel 3	Sel 3	Sel 4	Sel 4	Sel 4			
Greyville	2.4	1.4	no	1	Greyville	4.8	1.7	no	2	Greyville	5	1.8	yes	6	Greyville	6	2.2	no	4	51	13	1	12	19	8	11	12	5	7	7	2	5			
Vaal	9.1	3.3	no	4	Vaal	5.1	1.8	no	2	Greyville	4.7	1.9	yes	8	Vaal	23	4.3	yes	3	1,2&3 Totals For Week															
Durbanville	4	1.5	no	2	Durbanville	1.6	1.1	no	4	Vaal	1.9	1.2	no	1	Vaal	1.9	1.4	yes	7		44														
Durbanville	9.4	3.5	no	6	Durbanville	2.8	1.4	yes	8	Durbanville	5.9	1.6	yes	3	Fairview	3.3	1.5	no	3																
Mauritius	2.8	2	no	3	Durbanville	2	1.3	yes	9	Durbanville	5.2	2	yes	5	Turffontein	7.1	1.5	no	3																
Mauritius	2	1.5	no	4	Turffontein	1.9	1	no	2	Turffontein	6.5	2.1	no	6	Turffontein	3.2	1.5	no	6	23940	1,2&3 Total to date										Week	566			
Mauritius	5.6	5	no	6	Turffontein	1.4	1	yes	3	Fairview	2	1.3	yes	6	Kenilworth	6	1.7	no	7	42	Average per week														
Turffontein	1.8	1.1	no	1	Turffontein	2.2	1.2	no	4	Mauritius	11	3.3	no	1																					
Kenilworth	1.1	1.1	no	1	Fairview	4.1	1.7	yes	4	Turffontein	8.5	3.9	no	2																					
Kenilworth	3.3	1.2	no	4	Fairview	2.4	1.4	no	7	Turffontein	3.8	1.3	no	8																					
Kenilworth	2.4	1.1	yes	5	Fairview	3.6	1.3	yes	8	Kenilworth	6.5	2.9	no	2						28785	1,2,3&4 Total to date														
Kenilworth	1.3	1	no	6	Fairview	3.6	1.5	no	9	Kenilworth	5.1	1.4	no	9						51	Average per week														
Kenilworth	5.1	2.1	no	8	Mauritius	2.1	2.1	yes	5																										
					Mauritius	3.8	1.9	no	7																										
					Mauritius	3.8	1.3	no	8																										
					Mauritius	2.3	1	no	9																										
					Turffontein	2.1	1.4	yes	4																										
					Turffontein	2.6	1.4	no	5																										
					Kenilworth	7.9	2.4	yes	3																										



click <http://horseracingtips.co.za> to go back to Home Page

Selection No. 1					Selection No. 2					Selection No. 3					Selection No. 4					Totals Data		Magic Grid™ Stats Start : September 2010														
Todays Track	Now Win	Now Place	Same Jock?	RACE	Todays Track	Now Win	Now Place	Same Jock?	RACE	Todays Track	Now Win	Now Place	Same Jock?	RACE	Todays Track	Now Win	Now Place	Same Jock?	RACE	Totals For Week	Sel 1	Sel 1	Sel 1	Sel 2	Sel 2	Sel 2	Sel 3	Sel 3	Sel 3	Sel 4	Sel 4	Sel 4				
Greyville	2.1	1	yes	1	Scottsville	1.8	1.7	no	10	Durbanville	4.9	1.7	yes	7	Durbanville	5.2	1.7	yes	3	51	19	11	8	15	5	10	10	7	3	7	3	4				
Greyville	5.3	2.4	yes	6	Vaal	1.6	1.6	no	1	Scottsville	1.8	1.1	no	2	Scottsville	14	3.2	no	7	1,2&3 Totals For Week 44																
Durbanville	1.5	1	yes	1	Vaal	6	2.1	no	6	Scottsville	4	1.9	yes	8	Fairview	2.4	1.1	yes	7		23984	1,2&3 Total to date		Week 567												
Durbanville	2.6	1.2	no	2	Vaal	4.7	1.7	yes	9	Vaal	5.7	1.7	yes	8	Kenilworth	6	1.5	yes	2	42	Average per week															
Scottsville	1.7	1.2	yes	4	Fairview	2.6	1	no	2	Fairview	4	1.8	yes	5	Kenilworth	3.3	1.4	no	8	28836	1,2,3&4 Total to date															
Scottsville	1.2	1	no	5	Fairview	5.3	1.8	yes	9	Fairview	4.7	2.1	yes	6	Mauritius	12	6.1	no	4	51	Average per week															
Vaal	5.2	1.7	no	2	Mauritius	10	1	yes	1	Mauritius	2.8	1	no	2	Mauritius	7.1	2.8	no	5	Week 27/07/2020 to 02/08/2020																
Vaal	2	1.1	no	7	Mauritius	2.4	1.9	no	6	Mauritius	4.7	2.6	yes	3																						
Fairview	3.4	1.6	no	8	Mauritius	3	1.8	no	9	Kenilworth	2.2	1.2	no	4																						
Mauritius	1.1	1	yes	4	Kenilworth	1.6	1.2	no	3	Turffontein	2.2	1	yes	1																						
Mauritius	3.4	1.6	no	8	Kenilworth	3.1	1.3	no	6																											
Kenilworth	1.6	1.2	yes	5	Mauritius	4.3	2.8	no	3																											
Mauritius	3.5	2.3	no	2	Mauritius	2.9	1.5	no	7																											
Mauritius	1.5	1.2	yes	6	Turffontein	3.8	2	yes	3																											
Mauritius	5.1	5.1	yes	8	Turffontein	1.8	1.1	yes	4																											
Mauritius	2.2	2.2	no	9																																
Turffontein	1.4	1	yes	2																																
Turffontein	1.7	1.6	yes	5																																
Turffontein	3.8	1.8	yes	6																																



click <http://horseracingtips.co.za> to go back to Home Page

Selection No. 1					Selection No. 2					Selection No. 3					Selection No. 4					Totals Data		Magic Grid™ Stats Start : September 2010																			
Todays Track	Now Win	Now Place	Same Jock?	RACE	Todays Track	Now Win	Now Place	Same Jock?	RACE	Todays Track	Now Win	Now Place	Same Jock?	RACE	Todays Track	Now Win	Now Place	Same Jock?	RACE	Totals For Week	Sel 1	Sel 1	Sel 1	Sel 2	Sel 2	Sel 2	Sel 3	Sel 3	Sel 3	Sel 4	Sel 4	Sel 4									
Fairview	2.8	1.4	yes	1	Fairview	4.6	1.9	yes	3	Turffontein	1.7	1	no	2	Durbanville	5.1	0	no	6	44	14	10	4	17	10	7	7	1	6	6	3	3									
Fairview	2.3	1	yes	5	Durbanville	3.5	1.1	no	2	Turffontein	3.2	1.5	no	3	Vaal	21	4.3	no	4	1,2&3 Totals For Week																					
Fairview	4.5	2	yes	8	Durbanville	4.2	1.1	no	8	Turffontein	3.3	0	no	4	Vaal	15	3.7	no	7		38																				
Durbanville	1.8	1	no	4	Scottsville	1.9	1.2	yes	1	Turffontein	1.3	1.4	no	7	Fairview	3.4	1.8	yes	1	24022	1,2&3 Total to date														Week	568					
Durbanville	1.3	1	no	5	Scottsville	23	4.8	no	6	Turffontein	9.2	3.3	yes	9	Fairview	9.1	2.7	yes	7	42	Average per week																				
Scottsville	6.1	1.7	no	3	Vaal	1.9	1	no	8	Greyville	5.7	2	no	5	Turffontein	6.2	1.7	yes	6	28880	1,2,3&4 Total to date																				
Scottsville	2.7	1.3	yes	4	Fairview	2.3	1.1	yes	3	Greyville	4	1.8	no	6													51	Average per week													
Scottsville	2.4	1	yes	5	Fairview	3.6	1.1	yes	4													Week		03/08/2020 to 09/08/2020																	
Scottsville	3.2	1.2	yes	8	Fairview	4.1	1.5	yes	9																																
Vaal	1.8	1	no	2	Mauritius	5.4	1.9	yes	2																																
Mauritius	2.3	1.3	yes	1	Mauritius	13	2.9	yes	3																																
Mauritius	1.2	1	yes	4	Mauritius	2.1	2.3	no	5																																
Greyville	1.8	1	yes	4	Mauritius	1.6	1	yes	6																																
Greyville	1.4	1	yes	7	Mauritius	3.6	1.5	no	7																																
					Turffontein	1.8	1.2	no	1																																
					Greyville	2.4	1.3	yes	2																																
					Greyville	2	1.1	yes	8																																




click <http://horseracingtips.co.za> to go back to Home Page

Selection No. 1					Selection No. 2					Selection No. 3					Selection No. 4					Totals Data		Magic Grid™ Stats Start : September 2010											
Todays Track	Now Win	Now Place	Same Jock?	RACE	Todays Track	Now Win	Now Place	Same Jock?	RACE	Todays Track	Now Win	Now Place	Same Jock?	RACE	Todays Track	Now Win	Now Place	Same Jock?	RACE	Totals For Week	Sel 1	Sel1 yes	Sel1 no	Sel 2	Sel2 yes	Sel2 no	Sel 3	Sel3 yes	Sel3 no	Sel 4	Sel4 yes	Sel4 no	
Turffontein	3.8	1.5	no	5	Kenilworth	2.5	1.8	no	1	Turffontein	3.5	1.8	yes	6	Turffontein	3.8	1.3	yes	1	49	12	8	4	14	11	3	14	7	7	9	5	4	
Greyville	5.4	2.4	yes	6	Greyville	2.5	1.2	yes	3	Turffontein	5.4	2.2	no	8	Turffontein	5.2	2	yes	4	1,2&3 Totals For Week 40													
Greyville	2	1	no	9	Fairview	4.9	1.8	yes	3	Greyville	1.8	1.2	no	1	Kenilworth	14	3.3	no	3														
Vaal	1.9	1	yes	4	Fairview	4	1.6	yes	4	Greyville	5.6	1.7	no	4	Kenilworth	9	2.1	no	4	24062	1,2&3 Total to date												Week 569
Vaal	3.3	1.5	yes	5	Fairview	4.2	1.8	yes	8	Greyville	5	2.2	no	7	Vaal	3.6	1.5	no	6	42	Average per week												
Turffontein	2.2	1.2	yes	2	Fairview	13	3.6	no	9	Vaal	2.8	1.2	no	1	Fairview	2.7	1.7	yes	1	28929 1,2,3&4 Total to date													
Mauritius	1.9	1.5	no	6	Turffontein	4.7	1.6	yes	1	Vaal	5.1	2	no	2	Fairview	4.7	2.1	no	2														
Mauritius	1.9	1.2	yes	9	Turffontein	2.5	1.2	yes	3	Vaal	6.4	3	yes	8	Fairview	8.3	2.5	yes	7	51	Average per week												
Scottsville	5	2	no	1	Turffontein	2.6	1.3	yes	4	Vaal	2.1	1.1	yes	9	Mauritius	3.5	2.3	yes	1	Week 10/08/2020 to 16/08/2020													
Scottsville	4.3	1.8	yes	2	Turffontein	2.6	1.3	yes	5	Fairview	5.1	1.8	yes	5	 click http://horseracingtips.co.za to go back to Home Page																		
Scottsville	1.4	1.2	yes	3	Turffontein	9.2	2.8	yes	6	Fairview	1.8	1.3	yes	6																			
Scottsville	2.1	1.4	yes	9	Turffontein	5.7	1.8	no	7	Mauritius	5.1	1.8	yes	2																			
					Turffontein	2.1	1	yes	8	Mauritius	3.7	1.5	yes	3																			
					Mauritius	1.6	1	yes	7	Mauritius	3	2.3	no	4																			

Selection No. 1					Selection No. 2					Selection No. 3					Selection No. 4					Totals Data		Magic Grid™ Stats Start : September 2010												
Today's Track	Now Win	Now Place	Same Jock?	RACE	Today's Track	Now Win	Now Place	Same Jock?	RACE	Today's Track	Now Win	Now Place	Same Jock?	RACE	Today's Track	Now Win	Now Place	Same Jock?	RACE	Totals For Week	Sel 1	Sel 1	Sel 1	Sel 2	Sel 2	Sel 2	Sel 3	Sel 3	Sel 3	Sel 4	Sel 4	Sel 4		
Vaal	3.8	1.6	no	1	Vaal	2.3	1	yes	2	Vaal	6.8	2.3	no	7	Vaal	6.3	1.8	yes	5	35	17	6	11	11	6	5	6	2	4	1	1	0		
Greyville	4.1	1.8	no	3	Vaal	5.9	2.5	no	6	Greyville	7.1	3	yes	7						1,2&3 Totals For Week														
Greyville	19	5.6	no	6	Greyville	2.3	1	yes	1	Fairview	7.6	2.6	no	4						34														
Turffontein	2.3	1.2	no	1	Greyville	4.5	1.5	yes	2	Mauritius	4.3	1.7	no	4						24096	1,2&3 Total to date												Week	570
Turffontein	3.3	1.3	no	3	Greyville	8.5	3.8	no	4	Mauritius	4.4	2.2	yes	6						42	Average per week													
Turffontein	2.6	1.6	no	5	Mauritius	8	2.5	no	2	Kenilworth	15	4.4	no	2						28964	1,2,3&4 Total to date													
Turffontein	2.3	1	yes	6	Mauritius	3	0	yes	7						51	Average per week																		
Turffontein	2.4	1.2	yes	8	Mauritius	4.5	1.1	no	9						Week 17/08/2020 to 23/08/2020																			
Fairview	1.3	1	no	3	Kenilworth	2.4	1.2	no	3																									
Fairview	2.5	1.3	no	6	Greyville	4.9	1.7	yes	5																									
Mauritius	3.3	1.6	no	1	Greyville	2.9	1.5	yes	6																									
Mauritius	1.8	1.6	yes	8																														
Kenilworth	2.6	1.3	no	1																														
Kenilworth	3.7	1.8	no	8																														
Greyville	1.5	1.2	yes	1																														
Greyville	2.3	1.5	yes	2																														
Greyville	1.4	1.1	yes	9																														



click <http://horseracingtips.co.za> to go back to Home Page

Selection No. 1					Selection No. 2					Selection No. 3					Selection No. 4					Totals Data		Magic Grid™ Stats Start : September 2010											
Todays Track	Now Win	Now Place	Same Jock?	RACE	Todays Track	Now Win	Now Place	Same Jock?	RACE	Todays Track	Now Win	Now Place	Same Jock?	RACE	Todays Track	Now Win	Now Place	Same Jock?	RACE	Totals For Week	Sel 1	Sel 1	Sel 1	Sel 2	Sel 2	Sel 2	Sel 3	Sel 3	Sel 3	Sel 4	Sel 4	Sel 4	
Greyville	1.7	1.3	no	2	Vaal	2.6	1.3	no	2	Greyville	4.2	1.3	yes	5	Greyville	16	4.7	no	1	59	14	6	8	19	7	12	12	5	7	14	6	8	
Greyville	5.1	1.5	no	3	Vaal	3.6	1.2	no	8	Vaal	12	2.5	yes	4	Greyville	31	4.1	no	7	<div style="border: 1px solid black; padding: 2px; display: inline-block;"> 1,2&3 Totals For Week 45 </div>													
Greyville	3.7	1.5	yes	4	Kenilworth	8.2	1.6	no	1	Vaal	2.4	1.2	no	6	Greyville	12	3.2	yes	8														
Vaal	3.4	1.2	yes	4	Kenilworth	3.7	1.2	no	3	Kenilworth	2	1	no	6	Vaal	3.9	1.3	yes	5	<div style="border: 1px solid black; padding: 2px; display: inline-block;"> 24141 1,2&3 Total to date </div>													
Vaal	5.7	1.6	no	5	Kenilworth	2.1	1	no	4	Vaal	2.1	1.1	no	2	Vaal	3.4	1.5	no	7	<div style="border: 1px solid black; padding: 2px; display: inline-block;"> 42 Average per week </div>													
Fairview	6.9	2.1	no	2	Kenilworth	9.3	2.3	yes	5	Vaal	6	1.5	no	3	Kenilworth	3.9	1.4	no	7	<div style="border: 1px solid black; padding: 2px; display: inline-block;"> 29023 1,2,3&4 Total to date </div>													
Fairview	1.5	1.1	no	3	Kenilworth	3.3	2.4	yes	8	Vaal	1.9	1.2	yes	7	Vaal	5.4	1.6	no	1	<div style="border: 1px solid black; padding: 2px; display: inline-block;"> 51 Average per week </div>													
Fairview	2	1.1	yes	9	Fairview	1.8	1.2	no	4	Mauritius	6.5	1.7	yes	4	Vaal	6.3	2.3	yes	6	<div style="border: 1px solid black; padding: 2px; display: inline-block;"> Week 24/08/2020 to 30/08/2020 </div>													
Mauritius	2.3	0	no	6	Fairview	2.3	1.3	no	5	Mauritius	2	0	no	6	Fairview	12	2.7	yes	7	<div style="text-align: center;">  <p>click http://horseracingtips.co.za to go back to Home Page</p> </div>													
Mauritius	11	3.6	no	2	Fairview	12	3.3	no	8	Mauritius	5.6	1.7	no	8	Mauritius	3.5	1.3	no	2														
Mauritius	2.4	1.8	yes	5	Mauritius	1.4	1	no	3	Turffontein	1.4	1	no	2	Mauritius	3.9	1.6	yes	4														
Mauritius	2	1.3	yes	7	Mauritius	13	5.1	yes	7	Kenilworth	2.1	1.1	yes	7	Turffontein	6.2	2.1	yes	3														
Kenilworth	4.1	1.4	yes	2	Mauritius	5.9	1.7	no	8						Turffontein	7.9	3.1	no	6														
Kenilworth	1.6	1.2	no	6	Mauritius	6.6	2.4	no	1						Kenilworth	6.1	1.7	no	4														
					Mauritius	2	1	yes	3																								
					Turffontein	1.5	1	no	1																								
					Turffontein	1.8	1.5	yes	4																								
					Kenilworth	2.6	1	yes	1																								
					Kenilworth	3.3	1.2	yes	5																								

Selection No. 1					Selection No. 2					Selection No. 3					Selection No. 4					Totals Data		Magic Grid™ Stats Start : September 2010														
Today's Track	Now Win	Now Place	Same Jock?	RACE	Today's Track	Now Win	Now Place	Same Jock?	RACE	Today's Track	Now Win	Now Place	Same Jock?	RACE	Today's Track	Now Win	Now Place	Same Jock?	RACE	Totals For Week	Sel 1	Sel 1	Sel 1	Sel 2	Sel 2	Sel 2	Sel 3	Sel 3	Sel 3	Sel 4	Sel 4	Sel 4				
Fairview	2.7	1.5	yes	1	Vaal	1.7	1.2	yes	2	Vaal	3.4	1.8	yes	3	Turffontein	4.4	2.4	yes	4	42	17	12	5	11	5	6	8	4	4	6	3	3				
Fairview	2.2	1.1	no	3	Fairview	2.4	0	no	2	Vaal	4.6	2.2	no	8	Turffontein	2.2	1.3	yes	5	1,2&3 Totals For Week	36															
Fairview	1.8	1.3	no	4	Fairview	3.9	1.5	no	8	Turffontein	2.6	1.2	yes	6	Turffontein	8.9	2.9	no	2																	
Vaal	7	1.9	yes	4	Turffontein	2.1	1	yes	4	Turffontein	2.7	1.2	yes	3	Mauritius	4.6	1.7	yes	1	24177	1,2&3 Total to date														Week	572
Durbanville	1.7	1.2	no	1	Turffontein	2.7	1.6	no	6	Turffontein	18	7	no	8	Mauritius	3.7	1.4	no	8	42	Average per week															
Turffontein	4.8	2	yes	3	Turffontein	3	1.5	yes	7	Scottsville	5.7	2.8	no	5	Scottsville	5.7	1.3	no	2																	
Fairview	3.4	1.8	yes	3	Mauritius	1.9	1.6	no	3	Scottsville	6.1	1.8	yes	9	Durbanville	7.9	2.6	no	2	29065	1,2,3&4 Total to date															
Turffontein	1.6	1.2	no	1	Mauritius	3	2.4	yes	5											51	Average per week															
Turffontein	2.8	1.4	yes	9	Mauritius	4.1	1.9	no	6																											
Mauritius	2	1.3	yes	4	Durbanville	3.4	1.5	no	4																											
Mauritius	1.1	1	yes	7	Durbanville	4.5	1.4	yes	7																											
Scottsville	1.6	1.1	yes	1																																
Scottsville	4	1.1	yes	4																																
Scottsville	4.6	1.9	yes	6																																
Durbanville	1.7	1.2	yes	1																																
Durbanville	2	1.2	yes	3																																
Durbanville	3.7	1.4	no	6																																



click <http://horseracingtips.co.za> to go back to Home Page

Selection No. 1					Selection No. 2					Selection No. 3					Selection No. 4					Totals Data		Magic Grid™ Stats Start : September 2010															
Today's Track	Now Win	Now Place	Same Jock?	RACE	Today's Track	Now Win	Now Place	Same Jock?	RACE	Today's Track	Now Win	Now Place	Same Jock?	RACE	Today's Track	Now Win	Now Place	Same Jock?	RACE	Totals For Week	Sel 1	Sel 1	Sel 1	Sel 2	Sel 2	Sel 2	Sel 3	Sel 3	Sel 3	Sel 4	Sel 4	Sel 4					
Durbanville	2.8	1.2	no	2	Durbanville	3.1	1.3	no	3	Greyville	4.3	1.5	yes	8	Greyville	4.3	1.8	no	9	39	14	3	11	10	5	5	7	4	3	8	5	3					
Durbanville	4.4	2.6	no	5	Durbanville	4.1	1.7	yes	4	Fairview	3.3	1.1	yes	6	Vaal	4.1	1.6	no	4	1,2&3 Totals For Week																	
Durbanville	1.8	1.1	no	7	Greyville	2.2	1.2	yes	1	Mauritius	4.1	2.4	yes	6	Fairview	4.2	1.3	yes	4	31																	
Durbanville	3.1	1.2	no	8	Vaal	2.6	1	no	6	Turffontein	2.1	1	no	2	Mauritius	12	2.9	yes	4	24208	1,2&3 Total to date												Week	573			
Greyville	2	1.1	no	2	Vaal	3.3	1.7	no	8	Turffontein	2.7	1.3	yes	7	Mauritius	5.6	2.4	yes	5	42	Average per week																
Greyville	4.8	1.7	yes	3	Fairview	2.6	1.1	yes	1	Turffontein	7	2.4	no	8	Turffontein	2.2	0	yes	3	29104	1,2,3&4 Total to date																
Greyville	2.3	1.4	yes	7	Fairview	4.2	1.6	no	3	Scottsville	4	1.6	no	5	Turffontein	12	3.3	no	4	51	Average per week																
Vaal	5.5	2.4	no	1	Mauritius	2.2	2.6	yes	9						Scottsville	7.7	2.2	yes	7	Week 07/09/2020 to 13/09/2020																	
Fairview	2.2	1.4	no	5	Turffontein	3.5	1.2	yes	9																												
Mauritius	4.2	1.7	no	2	Scottsville	1.8	1.1	no	2																												
Mauritius	1.3	1	yes	3																																	
Mauritius	6.9	3	no	8																																	
Scottsville	1.7	1.2	no	1																																	
Scottsville	5.2	1.9	no	8																																	



click <http://horseracingtips.co.za> to go back to Home Page

Selection No. 1					Selection No. 2					Selection No. 3					Selection No. 4					Totals Data		Magic Grid™ Stats Start : September 2010															
Today's Track	Now Win	Now Place	Same Jock?	RACE	Today's Track	Now Win	Now Place	Same Jock?	RACE	Today's Track	Now Win	Now Place	Same Jock?	RACE	Today's Track	Now Win	Now Place	Same Jock?	RACE	Totals For Week	Sel 1	Sel1 yes	Sel1 no	Sel 2	Sel2 yes	Sel2 no	Sel 3	Sel3 yes	Sel3 no	Sel 4	Sel4 yes	Sel4 no					
Durbanville	3.4	1.4	yes	1	Durbanville	3.1	1.4	yes	2	Durbanville	4.6	1.9	yes	9	Durbanville	2.8	1.9	no	5	55	20	10	10	12	5	7	18	4	14	5	2	3					
Durbanville	1.9	1.6	no	6	Durbanville	2.2	1.2	yes	4	Turffontein	2.1	1.4	no	3	Durbanville	6.9	2.1	yes	7	1,2&3 Totals For Week																	
Turffontein	3.8	1.7	no	5	Turffontein	2.3	1.2	yes	6	Turffontein	4.7	1.5	no	4	Durbanville	3.9	1.3	no	8		50																
Greyville	1.7	1	yes	1	Turffontein	2.5	1.2	no	7	Turffontein	3.6	2.1	no	8	Vaal	2	1.1	no	2	24258	1,2&3 Total to date										Week		574				
Greyville	3.1	1.6	no	2	Greyville	2.9	1	no	7	Vaal	3	1.2	no	1	Scottsville	4.4	1.6	yes	7	42	Average per week																
Greyville	9.9	2.7	yes	5	Fairview	2.7	1.4	no	8	Fairview	1.8	1.1	no	1																							
Greyville	1.9	1.1	no	6	Mauritius	1.6	0	yes	1	Fairview	2.1	1.2	no	2						29159	1,2,3&4 Total to date																
Vaal	2	1.1	yes	4	Mauritius	2.4	1.3	yes	5	Fairview	1.8	1.3	no	4						51	Average per week																
Vaal	2.3	1.1	yes	5	Mauritius	2.5	1.6	no	9	Fairview	3	1.6	no	7																							
Fairview	3.6	1.3	yes	3	Durbanville	6.2	1.7	no	7	Mauritius	18	2.2	no	3																							
Fairview	3.4	1.7	no	5	Durbanville	3.5	1.5	no	9	Durbanville	26	4.1	no	2																							
Mauritius	1.6	1	no	2	Scottsville	1.9	1.3	no	5	Durbanville	5.1	2.5	yes	5																							
Mauritius	1.9	2.5	no	6						Durbanville	3.3	1.5	no	6																							
Mauritius	1.3	0	yes	7						Durbanville	2.2	1.3	yes	8																							
Durbanville	1.8	1	yes	3						Turffontein	3.5	1.3	no	4																							
Durbanville	1.4	1	yes	4						Turffontein	2.2	1.2	yes	6																							
Turffontein	3.7	1.4	no	5						Turffontein	16	3.7	no	7																							
Turffontein	3.5	1.7	no	9						Turffontein																											
Scottsville	2	1.3	yes	2						Scottsville	2.7	1.6	no	6																							
Scottsville	7.4	2	no	8																																	



click <http://horseracingtips.co.za> to go back to Home Page

Selection No. 1					Selection No. 2					Selection No. 3					Selection No. 4					Totals Data		Magic Grid™ Stats Start : September 2010														
Today's Track	Now Win	Now Place	Same Jock?	RACE	Today's Track	Now Win	Now Place	Same Jock?	RACE	Today's Track	Now Win	Now Place	Same Jock?	RACE	Today's Track	Now Win	Now Place	Same Jock?	RACE	Totals For Week	Sel 1	Sel 1	Sel 1	Sel 2	Sel 2	Sel 2	Sel 3	Sel 3	Sel 3	Sel 4	Sel 4	Sel 4				
Greyville	9.1	2.8	no	3	Greyville	2.2	1.1	yes	5	Greyville	7.8	2.3	no	2	Vaal	3.5	1.7	yes	8	59	19	13	6	22	11	11	13	2	11	5	2	3				
Greyville	1.6	1	yes	4	Vaal	2.6	1	yes	2	Vaal	2.1	1.1	no	1	Turffontein	8.7	2.7	no	1	1,2&3 Totals For Week																
Greyville	3.4	1.2	yes	6	Greyville	2.6	1.1	no	1	Vaal	2.9	1.1	no	3	Turffontein	11	5.3	no	1	54																
Vaal	1.2	1.1	yes	5	Greyville	1.7	1	no	2	Turffontein	6.2	2	no	4	Turffontein	5.6	2.6	yes	6	24312	1,2&3 Total to date		Week 575													
Turffontein	5.7	1.8	yes	8	Greyville	4.2	1.4	yes	3	Fairview	4.3	1.2	no	2	Mauritius	26	8.6	no	2	42	Average per week															
Fairview	3.1	1.2	yes	3	Greyville	5.4	1.8	yes	8	Fairview	3.9	1.6	yes	8	Mauritius	3.5	2.8	no	2	29218	1,2,3&4 Total to date															
Fairview	1.2	1.2	no	4	Turffontein	1.7	1	no	2	Mauritius	1.6	1.3	no	3	Mauritius	1.6	1.3	no	5	51	Average per week															
Fairview	3.2	1.5	yes	5	Turffontein	5	1.6	yes	5	Mauritius	2.3	1.1	no	8	Mauritius	2.3	1.1	no	8	Week 21/09/2020 to 27/09/2020																
Mauritius	3.4	2.2	no	1	Turffontein	2.6	1.3	no	6	Mauritius	2.3	1.1	no	8	Mauritius	2.3	1.1	no	8																	
Mauritius	2.4	2.1	no	4	Fairview	5.9	2.2	yes	1	Durbanville	6.2	2	yes	4	Durbanville	2.7	1.1	no	9																	
Mauritius	1.3	1.5	yes	6	Fairview	4.9	1.6	no	6	Durbanville	2.7	1.1	no	9	Durbanville	2.7	1.1	no	9																	
Durbanville	2.4	1.7	yes	2	Mauritius	1.8	1.5	no	5	Turffontein	3.1	1.2	no	5	Turffontein	3.1	1.2	no	5																	
Durbanville	4.7	1.2	no	6	Mauritius	1.8	1.2	no	7	Turffontein	2	1	no	9	Turffontein	2	1	no	9																	
Turffontein	1	1.2	yes	1	Durbanville	2.8	1.4	no	8																											
Mauritius	3.1	1	yes	3	Turffontein	4.2	1.7	no	4																											
Mauritius	1.9	1	yes	5	Turffontein	1.7	1	no	7																											
Mauritius	2.1	1.1	no	6	Turffontein	1.7	1.2	yes	8																											
Mauritius	3	1.2	yes	7	Mauritius	2.7	2	no	1																											
Greyville	1.8	1.1	yes	3	Mauritius	2.6	1.7	yes	4																											
					Greyville	1.8	1	yes	1																											
					Greyville	1.4	1.1	yes	2																											
					Greyville	4.4	1.4	yes	5																											



click <http://horseracingtips.co.za> to go back to Home Page

Selection No. 1					Selection No. 2					Selection No. 3					Selection No. 4					Totals Data		Magic Grid™ Stats Start : September 2010																																	
Today's Track	Now Win	Now Place	Same Jock?	RACE	Today's Track	Now Win	Now Place	Same Jock?	RACE	Today's Track	Now Win	Now Place	Same Jock?	RACE	Today's Track	Now Win	Now Place	Same Jock?	RACE	Totals For Week	Sel 1	Sel 1 yes	Sel 1 no	Sel 2	Sel 2 yes	Sel 2 no	Sel 3	Sel 3 yes	Sel 3 no	Sel 4	Sel 4 yes	Sel 4 no																							
Durbanville	2.5	1.7	yes	1	Vaal	6.9	1.9	yes	2	Durbanville	6.2	2.2	no	3	Durbanville	2.3	1	yes	6	38	4	2	2	13	5	8	12	4	8	9	4	5																							
Durbanville	6.5	2.6	no	2	Vaal	1.6	1	no	3	Durbanville	7.9	2.1	no	7	Greyville	8.7	2.2	no	3																																				
Greyville	1.4	1	yes	1	Fairview	2	1	no	5	Durbanville	10	3	no	9	Vaal	8.5	2.4	no	5	1,2&3 Totals For Week																																			
Greyville	2.5	1.1	no	2	Mauritius	1.3	1	no	2	Greyville	5.8	2.9	yes	6	Fairview	6.2	1.5	no	8																																				
					Mauritius	3.2	1	no	3	Vaal	4.1	1.2	no	1	Mauritius	10	1.2	yes	5	29																																			
					Mauritius	3.5	1.3	yes	4	Vaal	4.8	1.5	yes	6	Mauritius	1.9	1.4	no	8	24380	1,2&3 Total to date																																		
					Mauritius	2.1	1.3	yes	6	Vaal	4.8	1.5	yes	7	Turffontein	4.1	1.6	yes	3	Average per week																																			
					Turffontein	2.3	1.3	no	4	Fairview	5	1.7	no	1	Turffontein	3.8	1.4	yes	6																																				
					Turffontein	6.9	2.2	no	5	Fairview	7.8	2.4	yes	4	Greyville	15	4	no	2																																				
					Turffontein	2.9	1.3	yes	8	Turffontein	5.3	2.1	no	1																																									
					Greyville	4.2	1.5	no	1	Turffontein	2.9	1.3	no	2																																									
					Greyville	2.7	1.7	yes	6	Greyville	2.6	1.8	no	3																																									
					Greyville	11	3.9	no	8																																														
																				29305		1,2,3&4 Total to date																																	
																				51		Average per week																																	
																				Week		05/10/2020		to		11/10/2020																													



click <http://horseracingtips.co.za> to go back to Home Page

Selection No. 1					Selection No. 2					Selection No. 3					Selection No. 4					Totals Data		Magic Grid™ Stats Start : September 2010															
Today's Track	Now Win	Now Place	Same Jock?	RACE	Today's Track	Now Win	Now Place	Same Jock?	RACE	Today's Track	Now Win	Now Place	Same Jock?	RACE	Today's Track	Now Win	Now Place	Same Jock?	RACE	Totals For Week	Sel 1	Sel 1	Sel 1	Sel 2	Sel 2	Sel 2	Sel 3	Sel 3	Sel 3	Sel 4	Sel 4	Sel 4					
Greyville	3.3	1.4	no	3	Durbanville	17	1.8	no	3	Durbanville	3.6	2	no	5	Durbanville	7.3	1.8	yes	2	46	11	4	7	13	6	7	14	8	6	8	3	5					
Fairview	1.8	1.2	yes	8	Durbanville	4.5	1.7	yes	4	Durbanville	2.5	1.1	yes	7	Durbanville	5.7	2.1	yes	6	1,2&3 Totals For Week																	
Mauritius	2.5	1.4	no	1	Greyville	1.5	1	no	2	Vaal	13	2.8	yes	1	Greyville	7.5	2.3	yes	5	38																	
Mauritius	5.4	2.6	no	2	Greyville	7	1.9	yes	7	Vaal	7.2	2.4	yes	4	Vaal	9.2	1.7	no	7	24418 1,2&3 Total to date Week 578																	
Turffontein	7.6	2.2	no	1	Greyville	2.6	1.4	no	8	Vaal	6	2	yes	6	Vaal	2.1	1.5	no	8	42 Average per week																	
Turffontein	1.1	1	no	4	Vaal	2.3	1.3	yes	2	Fairview	3.3	1.3	no	1	Mauritius	24	82.9	no	3	29351 1,2,3&4 Total to date																	
Turffontein	1.8	1.2	yes	6	Vaal	3.5	1.4	no	3	Fairview	3.8	1.3	yes	3	Mauritius	3	1.3	no	5	51 Average per week																	
Turffontein	2.6	1.5	yes	8	Fairview	2.3	1.1	no	2	Fairview	4.4	2.4	no	7	Durbanville	6.6	0	no	5	Week 12/10/2020 to 18/10/2020																	
Mauritius	1.4	1.8	yes	5	Mauritius	3.2	1.2	yes	4	Mauritius	2.9	1.5	yes	8																							
Mauritius	7.6	1.1	no	7	Mauritius	2.3	4.5	no	6	Durbanville	3.3	1.3	no	2																							
Mauritius	3.6	1	no	8	Turffontein	3.3	1.2	no	3	Durbanville	4.1	1.5	yes	4																							
					Durbanville	3.9	1.3	yes	1	Durbanville	7.4	4.1	no	6																							
					Mauritius	3.5	2.1	yes	3	Mauritius	4.6	2.4	yes	2																							
										Mauritius	2.9	4.4	no	6																							



click <http://horseracingtips.co.za> to go back to Home Page

Selection No. 1					Selection No. 2					Selection No. 3					Selection No. 4					Totals Data		Magic Grid™ Stats Start : September 2010											
Todays Track	Now Win	Now Place	Same Jock?	RACE	Todays Track	Now Win	Now Place	Same Jock?	RACE	Todays Track	Now Win	Now Place	Same Jock?	RACE	Todays Track	Now Win	Now Place	Same Jock?	RACE	Totals For Week	Sel 1	Sel1 yes	Sel1 no	Sel 2	Sel2 yes	Sel2 no	Sel 3	Sel3 yes	Sel3 no	Sel4	Sel4 yes	Sel4 no	
Fairview	3.7	1.5	no	2	Fairview	2.2	1.3	yes	6	Durbanville	2.1	1.2	no	4	Greyville	6.7	2.2	no	1	37	16	8	8	6	2	4	9	3	6	6	3	3	
Fairview	3.9	1.5	no	3	Durbanville	1.8	1.3	no	2	Greyville	7.4	1.9	yes	4	Greyville	3.9	1.8	no	3	1,2&3 Totals For Week	31	24449		1,2&3 Total to date		Week		579					
Fairview	1.6	1.1	yes	5	Durbanville	7.4	2	no	7	Vaal	2.8	1.2	no	4	Fairview	9.5	2.2	yes	6			42		Average per week									
Fairview	3.6	1.5	yes	7	Greyville	2.4	1.2	no	7	Fairview	8.6	2.1	no	3	Kenilworth	3.6	1.3	no	1	29388		1,2,3&4 Total to date											
Durbanville	3.8	1.5	no	1	Greyville	4	2.1	yes	8	Fairview	1.8	1.2	yes	4	Kenilworth	4.3	1.9	yes	5	51		Average per week											
Durbanville	2.1	1.2	yes	3	Vaal	3.9	1.4	no	9	Fairview	3.8	1.3	no	7	Kenilworth	6	2.1	yes	9	Week		19/10/2020 to 25/10/2020											
Durbanville	3	1.6	no	5						Kenilworth	2.1	1.2	no	2																			
Vaal	1.6	1	yes	2						Kenilworth	4.9	1.7	no	7																			
Vaal	3.5	1.6	no	3						Kenilworth	1.9	1.1	yes	8																			
Vaal	3	1.4	no	8																													
Fairview	1.3	1	yes	1																													
Fairview	2.1	1	no	2																													
Fairview	2.2	1.2	yes	5																													
Fairview	4.6	1.5	yes	8																													
Kenilworth	1.6	1	no	3																													
Kenilworth	1.9	1.1	yes	4																													



click <http://horseracingtips.co.za> to go back to Home Page

Selection No. 1					Selection No. 2					Selection No. 3					Selection No. 4					Totals Data		Magic Grid™ Stats Start : September 2010												
Todays Track	Now Win	Now Place	Same Jock?	RACE	Todays Track	Now Win	Now Place	Same Jock?	RACE	Todays Track	Now Win	Now Place	Same Jock?	RACE	Todays Track	Now Win	Now Place	Same Jock?	RACE	Totals For Week	Sel 1	Sel 1	Sel 1	Sel 2	Sel 2	Sel 2	Sel 3	Sel 3	Sel 3	Sel 4	Sel 4	Sel 4		
Fairview	2.2	1.7	no	5	Fairview	1.6	1.3	no	3	Fairview	5.4	1.9	yes	1	Kenilworth	3.6	1.2	no	4	51	15	11	4	14	7	7	14	8	6	8	3	5		
Fairview	4.3	2.3	yes	7	Fairview	1.4	1.1	yes	4	Kenilworth	1.6	1	yes	1	Kenilworth	12	3.4	no	6	1,2&3 Totals For Week 43	24492		1,2&3 Total to date		Week		580							
Kenilworth	2.5	1.4	yes	2	Greyville	1.4	1.1	yes	1	Kenilworth	2.3	1.3	yes	3	Vaal	4.4	1.3	yes	4		42		Average per week											
Kenilworth	4.2	1.8	yes	5	Greyville	2.6	1.3	no	2	Vaal	4.8	2	yes	6	Fairview	3.6	1.3	no	5	29439		1,2,3&4 Total to date												
Greyville	8.7	2.3	yes	3	Greyville	4.6	1.8	no	8	Fairview	5.9	1.9	yes	1	Turffontein	14	3.3	no	10	51		Average per week												
Vaal	2.2	1.1	no	1	Vaal	5.4	1.9	yes	2	Turffontein	6	2.1	no	4	Kenilworth	4.7	1.3	no	4	Week		26/10/2020 to 01/11/2020												
Vaal	3.1	1.2	no	5	Vaal	1.5	1.1	yes	3	Kenilworth	2.2	1	yes	7	Mauritius	3.8	1.8	yes	5	 <p>click http://horseracingtips.co.za to go back to Home Page</p>														
Fairview	2.5	1.3	yes	6	Fairview	2.2	0	yes	2	Mauritius	3.3	2.5	no	2	Greyville	6.4	1.9	yes	3															
Turffontein	3.5	1.3	yes	3	Turffontein	2.4	1	no	1	Mauritius	1.6	1.2	no	3																				
Kenilworth	5	2.3	yes	2	Turffontein	1.9	1.2	yes	5	Mauritius	4	1.1	yes	4																				
Kenilworth	1.6	1.1	yes	8	Turffontein	3.2	1.3	yes	6	Mauritius	3.4	1.1	no	8																				
Mauritius	1.5	1.4	yes	6	Turffontein	12	2.4	no	7	Greyville	2.6	1	no	1																				
Mauritius	2.3	1.8	yes	7	Kenilworth	3.5	0	no	1	Greyville	6	2	no	6																				
Greyville	8.5	2.3	no	2	Kenilworth	3.2	1.4	no	3	Greyville	3.6	1.3	yes	7																				
Greyville	4.2	1.8	yes	5																														

Selection No. 1					Selection No. 2					Selection No. 3					Selection No. 4					Totals Data		Magic Grid™ Stats Start : September 2010																
Todays Track	Now Win	Now Place	Same Jock?	RACE	Todays Track	Now Win	Now Place	Same Jock?	RACE	Todays Track	Now Win	Now Place	Same Jock?	RACE	Todays Track	Now Win	Now Place	Same Jock?	RACE	Totals For Week	Sel 1	Sel 1	Sel 1	Sel 2	Sel 2	Sel 2	Sel 3	Sel 3	Sel 3	Sel 4	Sel 4	Sel 4						
Vaal/Turff	9.4	1.8	yes	8	Vaal/Turff	3	1.1	yes	4	Vaal/Turff	5.8	1.6	no	1	Kenilworth	8	3.4	no	2	51	14	8	6	13	4	9	18	11	7	6	1	5						
Kenilworth	3.6	1.6	yes	7	Kenilworth	3.8	2.9	yes	3	Vaal/Turff	5.7	2.3	yes	6	Greyville	6.1	2.1	no	6	1,2&3 Totals For Week																		
Greyville	10	2.8	yes	3	Kenilworth	3	1.8	no	5	Kenilworth	16	4.6	no	1	Greyville	5.3	2	no	8		45																	
Vaal	5.5	2.4	no	1	Greyville	3.7	1.4	no	1	Kenilworth	4.1	1.4	yes	4	Turffontein	3.1	1.5	no	2	24537	1,2&3 Total to date																Week	581
Fairview	2.9	1.2	no	3	Vaal	2.5	1.3	yes	2	Kenilworth	5.4	1.6	no	6	Greyville	5.3	2.2	yes	7	42	Average per week																	
Fairview	1.8	0	yes	5	Mauritius	4.6	2.1	no	1	Kenilworth	7.5	2.7	yes	8	Greyville	4.3	2.3	no	8																			
Fairview	1.8	1.9	no	6	Mauritius	4.1	2.8	no	3	Greyville	4.2	1.4	yes	4																								
Fairview	2.1	1.1	no	7	Turffontein	5	1.9	no	5	Fairview	3.4	1.6	yes	4																								
Fairview	1.6	1	yes	9	Turffontein	1.3	1	yes	6	Fairview	4.2	2.3	yes	8																								
Mauritius	1.9	1.2	yes	7	Turffontein	1.8	1.6	no	8	Mauritius	3.9	2.2	no	2																								
Mauritius	3.4	1	no	9	Turffontein	6.1	1.9	no	9	Mauritius	1.3	1	yes	4																								
Turffontein	4.3	2.7	no	3	Kenilworth	2.6	1.1	no	5	Mauritius	4	1.6	no	8																								
Turffontein	2.3	1.4	yes	4	Greyville	2.2	1	no	3	Turffontein	3.4	1.4	yes	7	29490	1,2,3&4 Total to date																						
Kenilworth	3	1.5	yes	1						Kenilworth	9.6	2.4	yes	7	51	Average per week																						
										Kenilworth	2.2	1.4	no	8																								
										Greyville	3	1.9	yes	1																								
										Greyville	3.1	1.5	yes	2																								
										Greyville	4	1.5	no	4																								
																					Week		02/11/2020 to 08/11/2020															



click <http://horseracingtips.co.za> to go back to Home Page

Selection No. 1					Selection No. 2					Selection No. 3					Selection No. 4					Totals Data		Magic Grid™ Stats Start : September 2010																
Today's Track	Now Win	Now Place	Same Jock?	RACE	Today's Track	Now Win	Now Place	Same Jock?	RACE	Today's Track	Now Win	Now Place	Same Jock?	RACE	Today's Track	Now Win	Now Place	Same Jock?	RACE	Totals For Week	Sel 1	Sel 1	Sel 1	Sel 2	Sel 2	Sel 2	Sel 3	Sel 3	Sel 3	Sel 4	Sel 4	Sel 4						
Kenilworth	1.7	1	yes	1	Vaal	1.9	1.2	no	7	Vaal	3.7	1.4	yes	3	Greyville	11	3.1	no	6	54	19	12	7	15	8	7	14	5	9	6	1	5						
Kenilworth	2.2	1.1	no	2	Kenilworth	2.7	1.2	yes	4	Vaal	2.9	1.3	no	5	Fairview	3.9	1.8	no	2																			
Kenilworth	1.6	1	no	3	Kenilworth	2.5	1	yes	8	Kenilworth	6.6	1.7	no	6	Turffontein	6.6	1.7	no	3	1,2&3 Totals For Week																		
Kenilworth	7.5	3.8	no	5	Greyville	4.3	1.3	yes	9	Greyville	5.4	2.1	no	4	Turffontein	4.9	2.5	yes	4	48																		
Turffontein	3.1	1.9	no	1	Fairview	2.2	1	no	4	Greyville	3.9	1.5	yes	7	Borrowdale	2.3	1.1	no	2	24585 1,2&3 Total to date		Week 582																
Turffontein	1.8	1.2	no	2	Fairview	3.8	1.1	no	6	Greyville	2.8	1.8	no	8	Mauritius	4	1	no	1	42 Average per week																		
Greyville	2.6	1.4	yes	2	Turffontein	5.2	1.9	yes	6	Fairview	4.9	1.7	yes	1	Fairview	3.8	1.4	no	5	29544 1,2,3&4 Total to date																		
Greyville	3.5	1.6	yes	3	Borrowdale	3.4	1.9	yes	5	Fairview	3.8	1.4	no	5	Fairview	6.9	2.2	no	8	51 Average per week																		
Fairview	2	1	yes	3	Borrowdale	3.5	1.5	no	7	Fairview	6.9	2.2	no	8	Turffontein	5.4	1.5	yes	9	Week 09/11/2020 to 15/11/2020																		
Turffontein	1.6	1	yes	1	Mauritius	4.6	1	no	2	Turffontein	5.4	1.5	yes	9	Mauritius	5.3	2.8	no	3																			
Turffontein	1.5	1	yes	2	Greyville	2.6	1.3	no	1	Mauritius	5.3	2.8	no	3	Mauritius	52	0	no	7																			
Turffontein	7	2.3	yes	7	Greyville	17	3.9	no	4	Mauritius	52	0	no	7	Greyville	3.4	1.6	no	3																			
Turffontein	1.5	1	yes	8	Greyville	2.2	1.6	yes	5	Greyville	3.4	1.6	no	3	Greyville	6	1.8	yes	8																			
Borrowdale	2.2	1.4	no	3	Greyville	2.9	1.5	yes	6	Greyville	6	1.8	yes	8																								
Borrowdale	2.8	0	yes	6	Greyville	2.2	1.3	yes	7																													
Mauritius	4.5	1.4	yes	4																																		
Mauritius	1.7	1	no	5																																		
Mauritius	2.5	1	yes	8																																		
Greyville	1.6	1.2	yes	2																																		



click <http://horseracingtips.co.za> to go back to Home Page

Selection No. 1					Selection No. 2					Selection No. 3					Selection No. 4					Totals Data		Magic Grid™ Stats Start : September 2010																
Todays Track	Now Win	Now Place	Same Jock?	RACE	Todays Track	Now Win	Now Place	Same Jock?	RACE	Todays Track	Now Win	Now Place	Same Jock?	RACE	Todays Track	Now Win	Now Place	Same Jock?	RACE	Totals For Week	Sel 1	Sel1 yes	Sel1 no	Sel 2	Sel2 yes	Sel2 no	Sel 3	Sel3 yes	Sel3 no	Sel4	Sel4 yes	Sel4 no						
Kenilworth	8.2	2.2	no	7	Fairview	1.7	1	yes	3	Vaal	6.4	1.6	yes	2	Fairview	8.1	2.5	yes	2	47	11	4	7	13	8	5	12	6	6	11	3	8						
Vaal	2.8	1	no	1	Fairview	2.1	1	yes	6	Vaal	3.3	1.9	no	5	Vaal	5.8	1.6	no	4	1,2&3 Totals For Week																		
Vaal	1.9	1.1	yes	3	Fairview	3.3	1.4	no	7	Vaal	7.8	2	no	6	Kenilworth	12	2.7	yes	1		36																	
Vaal	9.9	3.1	no	4	Fairview	2.4	1.5	yes	8	Kenilworth	2.6	1.3	yes	3	Fairview	6.3	2.4	no	2	24621	1,2&3 Total to date																Week 583	
Fairview	2.2	1.3	yes	7	Vaal	3.2	1.3	no	3	Kenilworth	3.7	0	yes	6	Fairview	11	2.9	no	3	42	Average per week																	
Mauritius	2.4	1	yes	2	Vaal	3.1	1.7	yes	7	Vaal	7	2.3	no	7	Fairview	5.9	1.6	yes	4	29591	1,2,3&4 Total to date																	
Turffontein	2.6	1.2	no	1	Kenilworth	1.8	1.1	yes	2	Fairview	5.1	1.7	yes	5	Fairview	7.1	1.9	no	9	51	Average per week																	
Turffontein	4.5	1.7	no	8	Kenilworth	1.5	1.1	yes	5	Fairview	6.5	1.9	no	8	Mauritius	11	2.5	no	9																			
Greyville	2.4	1.3	yes	1	Vaal	1.8	1.1	no	5	Mauritius	3.2	2.3	yes	6	Turffontein	17	4.1	no	2																			
Greyville	5.3	1.6	no	4	Mauritius	4	1	no	1	Mauritius	2	1	yes	8	Greyville	4.5	2.2	no	2																			
Greyville	3.1	1.5	no	7	Mauritius	1.4	1	yes	4	Turffontein	4.6	1.7	no	4	Greyville	7.6	2.2	no	8																			
					Mauritius	6.6	1.5	yes	5	Turffontein	7.5	2.2	no	5																								
					Turffontein	4.5	1.7	no	7																													
																				Week		16/11/2020 to 22/11/2020																



click <http://horseracingtips.co.za> to go back to Home Page

Selection No. 1					Selection No. 2					Selection No. 3					Selection No. 4					Totals Data		Magic Grid™ Stats Start : September 2010																			
Todays Track	Now Win	Now Place	Same Jock?	RACE	Todays Track	Now Win	Now Place	Same Jock?	RACE	Todays Track	Now Win	Now Place	Same Jock?	RACE	Todays Track	Now Win	Now Place	Same Jock?	RACE	Totals For Week	Sel 1	Sel 1	Sel 1	Sel 2	Sel 2	Sel 2	Sel 3	Sel 3	Sel 3	Sel 4	Sel 4	Sel 4									
Vaal	2.3	1.2	no	2	Vaal	4.5	2	yes	5	Vaal	2.3	1.5	yes	5	Kenilworth	5.6	1.8	no	1	53	13	8	5	12	5	7	13	8	5	15	5	10									
Kenilworth	3.7	1.5	yes	3	Vaal	4	1.5	no	7	Kenilworth	3.5	1	yes	5	Vaal	12	2.7	no	1																						
Kenilworth	3.2	1.1	yes	4	Kenilworth	3	1.9	yes	7	Kenilworth	1.8	0	no	6	Vaal	4.7	1.6	yes	6	1,2&3 Totals For Week																					
Fairview	3.7	1.4	yes	5	Fairview	3.3	1.8	yes	3	Vaal	2.2	1.7	no	3	Fairview	5.3	1.4	no	1			38																			
Fairview	1.6	1	yes	6	Greyville	3.5	1.3	yes	2	Fairview	2.3	1	no	2	Fairview	4.8	1.5	no	7																						
Greyville	7	2.3	no	1	Turffontein	15	4.3	no	5	Fairview	3.4	1.6	yes	4	Fairview	2.6	1.5	no	8	24659	1,2&3 Total to date																				
Greyville	2.8	1.1	yes	3	Turffontein	4.6	1.3	yes	7	Fairview	3.3	1.9	yes	9	Mauritius	4.6	1.9	no	1	42 Average per week																					
Mauritius	1.2	0	yes	8	Kenilworth	6.3	3.9	no	1	Greyville	3.7	1.1	yes	4	Mauritius	17	2.2	yes	2																						
Turffontein	5.8	2.9	yes	10	Kenilworth	2.2	1	no	2	Greyville	7.3	3.6	no	5	Mauritius	12	3.6	no	6																						
Kenilworth	1.7	0	no	3	Kenilworth	6.2	2.9	no	7	Greyville	3.6	2.3	yes	8	Mauritius	2.5	2	yes	9																						
Kenilworth	3.2	1.5	no	6	Scottsville	7.2	1.5	no	3	Turffontein	3.7	1.3	yes	3	Turffontein	3.5	1.5	no	2	29644	1,2,3&4 Total to date																				
Scottsville	1.9	1.3	yes	4	Scottsville	3.4	1.6	no	5	Turffontein	1.8	1.1	no	8	Turffontein	10	3.2	yes	4																						
Scottsville	2.3	1	no	6						Turffontein	2.6	1.4	yes	9	Kenilworth	3	1.8	no	8	51	Average per week																				
															Scottsville	5.3	1.2	no	2																						
															Scottsville	6.3	2.1	yes	9																						
																				Week 23/11/2020 to 29/11/2020																					



click <http://horseracingtips.co.za> to go back to Home Page

Selection No. 1					Selection No. 2					Selection No. 3					Selection No. 4					Totals Data		Magic Grid™ Stats Start : September 2010														
Todays Track	Now Win	Now Place	Same Jock?	RACE	Todays Track	Now Win	Now Place	Same Jock?	RACE	Todays Track	Now Win	Now Place	Same Jock?	RACE	Todays Track	Now Win	Now Place	Same Jock?	RACE	Totals For Week	Sel 1	Sel 1	Sel 1	Sel 2	Sel 2	Sel 2	Sel 3	Sel 3	Sel 3	Sel 4	Sel 4	Sel 4				
Greyville	5	1.9	yes	8	Greyville	7.5	2	yes	9	Greyville	5	1.7	yes	6	Kenilworth	6.8	0	no	1	49	16	8	8	9	6	3	14	8	6	10	3	7				
Fairview	3.2	1	yes	4	Fairview	1.4	1.3	no	1	Turffontein	2.8	1.4	no	2	Kenilworth	5.1	1.7	no	3	1,2&3 Totals For Week																
Fairview	8.8	3.1	no	7	Fairview	1.9	1.2	no	2	Fairview	2.3	1.1	yes	1	Turffontein	10	2.2	yes	3		39															
Kenilworth	1.7	1	no	4	Fairview	3.2	1.5	no	6	Fairview	5.2	2.2	no	3	Fairview	5.2	2	no	4	24698	1,2&3 Total to date		Week		585											
Kenilworth	6.1	2.1	yes	8	Kenilworth	3.7	0	yes	2	Mauritius	3.2	1.7	no	1	Fairview	3.5	1.7	yes	5	42	Average per week															
Turffontein	3	1.4	no	1	Kenilworth	3.7	2	yes	5	Mauritius	3.6	1.8	yes	3	Fairview	4.4	1.7	no	7																	
Turffontein	1.5	1	yes	4	Fairview	1.7	1.6	yes	6	Mauritius	1.6	1.3	yes	4	Vaal	6	1.5	yes	6	29693	1,2,3&4 Total to date															
Turffontein	5.7	2.2	yes	5	Fairview	3	1.5	yes	9	Mauritius	20	5.8	no	7	Scott/Grey	9.5	2.8	no	4	51	Average per week															
Turffontein	4.5	1.6	yes	6	Scott/Grey	3.3	1.4	yes	1	Vaal	6.4	1.9	no	7	Scott/Grey	16	5.4	no	6																	
Turffontein	4.7	1.6	no	8						Vaal	2.9	1.2	yes	8	Scott/Grey	5.6	2.4	no	9																	
Fairview	1.5	1	no	8						Vaal	1.8	1	yes	9																						
Mauritius	3.5	1	no	2						Scott/Grey	19	3.7	yes	2																						
Mauritius	2	1.7	yes	5						Scott/Grey	3.8	1.5	no	3																						
Mauritius	19	2.5	no	8						Scott/Grey	4.2	1.6	yes	8																						
Vaal	5.5	1.8	no	1																																
Vaal	2.1	1.2	yes	3																																

Week 30/11/2020 to 06/12/2020



click <http://horseracingtips.co.za> to go back to Home Page

Selection No. 1					Selection No. 2					Selection No. 3					Selection No. 4					Totals Data		Magic Grid™ Stats Start : September 2010																		
Today's Track	Now Win	Now Place	Same Jock?	RACE	Today's Track	Now Win	Now Place	Same Jock?	RACE	Today's Track	Now Win	Now Place	Same Jock?	RACE	Today's Track	Now Win	Now Place	Same Jock?	RACE	Totals For Week	Sel 1	Sel1 yes	Sel1 no	Sel 2	Sel2 yes	Sel2 no	Sel 3	Sel3 yes	Sel3 no	Sel 4	Sel4 yes	Sel4 no								
Greyville	10	3	no	4	Greyville	14	3.4	no	5	Turffontein	6.1	2	no	5	Greyville	9.1	2.2	yes	1	66	28	17	11	15	7	8	11	4	7	12	5	7								
Greyville	2.5	1.8	no	6	Turffontein	4.2	1.3	no	1	Kenilworth	4.1	1.6	no	4	Greyville	4.8	1.8	no	8																					
Greyville	3.8	1.7	yes	7	Vaal	3.4	1.5	yes	1	Vaal	4	1.6	yes	5	Turffontein	7.2	1.7	yes	4	1,2&3 Totals For Week																				
Turffontein	2.2	1.2	yes	2	Vaal	3.6	1.7	yes	8	Vaal	18	4.7	no	7	Kenilworth	12	3.5	no	2	54																				
Turffontein	1.3	1	yes	5	Fairview	3.8	1.4	no	8	Fairview	3.2	0	yes	4	Kenilworth	4.9	2	yes	3																					
Turffontein	2.5	1.3	no	7	Greyville	4.1	1.5	no	4	Fairview	5.3	1.5	yes	5	Kenilworth	6	2.6	no	6	24752	1,2&3 Total to date																			
Kenilworth	5.7	3	no	1	Greyville	4.2	2.2	yes	5	Mauritius	12	2.6	no	1	Vaal	5.8	1.8	yes	2	42	Average per week																			
Kenilworth	5	2	yes	7	Mauritius	8.4	3.5	yes	10	Mauritius	3.8	1.6	yes	5	Vaal	15	4.2	no	3																					
Kenilworth	2.7	1.4	no	8	Turffontein	3.6	1.3	no	6	Turffontein	8.3	1.9	no	4	Fairview	11	2.2	no	1	29759	1,2,3&4 Total to date																			
Vaal	2.3	1.5	no	4	Kenilworth	2	1.4	yes	1	Turffontein	3.3	1.1	no	8	Mauritius	10	2.7	no	8	51	Average per week																			
Fairview	33	4.7	no	2	Kenilworth	2.8	1	yes	6	Scottsville	2.9	1.4	no	5	Turffontein	5.8	1.4	yes	1																					
Fairview	3.5	1.6	yes	6	Kenilworth	1.7	1.1	yes	8						Kenilworth	7.1	2	no	5																					
Fairview	1.7	1	yes	7	Scottsville	3.1	1.3	no	1																															
Greyville	4.2	1.5	yes	3	Scottsville	14	3.1	no	6																															
Greyville	5.7	2.7	no	7	Scottsville	2.1	1	no	8																															
Mauritius	5.5	4	yes	2																																				
Mauritius	5.3	1.3	yes	4																																				
Mauritius	4.2	2	yes	6																																				
Mauritius	4.5	1.9	yes	7																																				
Mauritius	2.6	1.1	yes	9																																				
Turffontein	8.5	4	yes	3																																				
Turffontein	1.9	1.1	yes	7																																				
Kenilworth	3.5	1.5	no	2																																				
Kenilworth	3.5	1.4	yes	4																																				
Kenilworth	3.2	1.6	no	7																																				
Scottsville	1.4	1	yes	2																																				
Scottsville	1.5	1.2	no	3																																				
Scottsville	2.6	1.6	yes	4																																				

Week 07/12/2020 to 13/12/2020



click <http://horseracingtips.co.za> to go back to Home Page

Selection No. 1					Selection No. 2					Selection No. 3					Selection No. 4					Totals Data		Magic Grid™ Stats Start : September 2010												
Today's Track	Now Win	Now Place	Same Jock?	RACE	Today's Track	Now Win	Now Place	Same Jock?	RACE	Today's Track	Now Win	Now Place	Same Jock?	RACE	Today's Track	Now Win	Now Place	Same Jock?	RACE	Totals For Week	Sel 1	Sel 1	Sel 1	Sel 2	Sel 2	Sel 2	Sel 3	Sel 3	Sel 3	Sel 4	Sel 4	Sel 4		
Greyville	1.4	1	yes	1	Greyville	2.3	1.3	no	4	Greyville	4.1	1.9	yes	3	Greyville	2.6	1.7	no	6	63	21	11	10	21	13	8	12	6	6	9	4	5		
Vaal	2.7	1.5	yes	2	Greyville	2.5	1.2	yes	8	Greyville	5.1	1.6	yes	5	Greyville	5.8	1.9	yes	7	1,2&3 Totals For Week														
Kenilworth	4.2	2.3	no	1	Vaal	2.8	1.4	no	1	Vaal	2.8	1.5	no	7	Vaal	7.2	3	no	4		54													
Kenilworth	5	1.6	no	2	Vaal	9.2	2	yes	8	Kenilworth	3.6	1.2	yes	4	Kenilworth	4.4	1.7	yes	8	24806	1,2&3 Total to date												Week	587
Vaal	3.7	1.8	no	6	Kenilworth	3.1	1	yes	5	Greyville	3.7	2.4	no	6	Vaal	2.9	1.5	no	3	42	Average per week													
Vaal	7	1.7	no	7	Kenilworth	4.4	2.2	no	6	Greyville	2.5	1.2	yes	7	Fairview	17	3.7	no	3															
Fairview	5	1.8	no	2	Vaal	1.6	1.3	yes	1	Mauritius	10	3	no	2	Turffontein	4.3	2.1	yes	3															
Fairview	2.1	1.4	yes	4	Vaal	4.2	1.7	yes	4	Mauritius	3.4	2.9	no	7	Kenilworth	2.8	1.4	no	5															
Fairview	1.7	1.3	yes	5	Fairview	2	1.4	yes	1	Turffontein	1.7	0	no	6	Mauritius	4.8	2.2	yes	9															
Fairview	1.4	1	yes	7	Greyville	8.7	2.4	yes	1	Kenilworth	3.7	0	yes	1																				
Greyville	3.1	2	yes	3	Greyville	2.6	1.2	no	2	Kenilworth	5.5	1.6	no	8																				
Mauritius	2.6	1.3	no	5	Mauritius	2.6	1.8	yes	1	Mauritius	3	1.5	yes	3																				
Mauritius	1.1	1.3	yes	6	Mauritius	2.1	1.9	no	3																									
Mauritius	4.3	1.8	no	9	Mauritius	2.2	1	yes	4																									
Turffontein	1.5	1.1	yes	4	Turffontein	1.7	1	no	9																									
Turffontein	2.5	2	yes	7	Kenilworth	3.7	1.7	no	4																									
Turffontein	2.1	1.5	yes	8	Kenilworth	7	1.8	no	6																									
Kenilworth	3.3	1.8	no	3	Mauritius	2.1	1	yes	4																									
Mauritius	5.3	2.7	no	1	Mauritius	3.9	2.8	yes	5																									
Mauritius	5.1	1	no	2	Mauritius	4	2.1	yes	6																									
Mauritius	8.2	3.2	yes	7	Mauritius	4.8	1	yes	8																									



click <http://horseracingtips.co.za> to go back to Home Page

Selection No. 1					Selection No. 2					Selection No. 3					Selection No. 4					Totals Data		Magic Grid™ Stats Start : September 2010															
Todays Track	Now Win	Now Place	Same Jock?	RACE	Todays Track	Now Win	Now Place	Same Jock?	RACE	Todays Track	Now Win	Now Place	Same Jock?	RACE	Todays Track	Now Win	Now Place	Same Jock?	RACE	Totals For Week	Sel 1	Sel 1	Sel 1	Sel 2	Sel 2	Sel 2	Sel 3	Sel 3	Sel 3	Sel 4	Sel 4	Sel 4					
Fairview	3	1.3	yes	5	Fairview	2.3	1.1	no	1	Fairview	5	1.3	no	2	Vaal	11	2.6	no	7	47	9	2	7	17	6	11	9	2	7	12	3	9					
Fairview	3.2	1.7	no	8	Fairview	3.4	1.5	no	3	Fairview	2.9	1.4	yes	4	Greyville	5.9	1.9	yes	7	1,2&3 Totals For Week																	
Greyville	5.1	1.9	no	1	Fairview	6.4	2	no	6	Vaal	4.5	2.2	no	6	Kenilworth	2.5	1.3	no	1			35															
Kenilworth	3.3	1.6	no	2	Vaal	2.8	1.4	no	1	Greyville	3.3	1.6	no	6	Kenilworth	7.7	2.1	no	8	24841 1,2&3 Total to date		Week 588															
Kenilworth	2.1	1.1	no	5	Vaal	3.9	1.7	yes	2	Kenilworth	1.9	1.3	yes	3	Vaal	6	2.2	no	2			42 Average per week															
Vaal	2.8	0	yes	3	Vaal	2.8	1.2	yes	4	Kenilworth	10	2.2	no	4	Vaal	9.3	2.8	no	8	29869 1,2,3&4 Total to date																	
Kenilworth	1.3	1	no	2	Vaal	3.1	1.7	no	5	Vaal	7.7	2.4	no	4	Greyville	19	4.1	no	4			51 Average per week															
Kenilworth	5.2	1.7	no	7	Vaal	6	2.4	no	8	Vaal	2.5	1.3	no	8	Greyville	3.1	1.5	yes	8	Week 21/12/2020 to 27/12/2020																	
Turffontein	1.3	1	no	3	Greyville	2.3	1.2	no	2	Vaal	3.9	1.5	no	7	Kenilworth	8.6	2.2	yes	1																		
					Greyville	4.2	1.4	no	8						Kenilworth	2.3	1.6	no	5																		
					Vaal	4	1.5	yes	1						Turffontein	7.5	2.2	no	7																		
					Vaal	2.3	1.3	yes	5						Turffontein	11	3.3	no	8																		
					Greyville	2.1	1.2	no	1																												
					Kenilworth	2.4	1.7	no	3																												
					Kenilworth	2.5	1.1	no	4																												
					Kenilworth	2.6	1.4	yes	6																												
					Kenilworth	1.8	1	yes	8																												



click <http://horseracingtips.co.za> to go back to Home Page

Selection No. 1					Selection No. 2					Selection No. 3					Selection No. 4					Totals Data		Magic Grid™ Stats Start : September 2010															
Todays Track	Now Win	Now Place	Same Jock?	RACE	Todays Track	Now Win	Now Place	Same Jock?	RACE	Todays Track	Now Win	Now Place	Same Jock?	RACE	Todays Track	Now Win	Now Place	Same Jock?	RACE	Totals For Week	Sel 1	Sel 1	Sel 1	Sel 2	Sel 2	Sel 2	Sel 3	Sel 3	Sel 3	Sel 4	Sel 4	Sel 4					
Vaal	4.3	1.7	no	3	Fairview	2.1	0	yes	1	Fairview	4.8	2	no	3	Fairview	4.6	1.7	yes	6	25	10	4	6	4	2	2	5	1	4	6	5	1					
Vaal	6.1	1.9	no	5	Fairview	2.1	1.2	no	2	Vaal	3.2	1.3	no	1	Fairview	3.8	1.3	yes	7	1,2&3 Totals For Week																	
Greyville	1.6	1	yes	1	Fairview	1.7	1.1	yes	4	Vaal	7.6	2.3	no	4	Vaal	6.5	2.2	yes	6		19																
Greyville	2.6	1.1	no	4	Turffontein	2.4	1.6	no	5	Greyville	8.7	2.7	yes	3	Vaal	3.9	1.3	yes	7	24860 1,2&3 Total to date		Week 589															
Greyville	3.1	1.3	no	5						Turffontein	6.3	0	no	8	Greyville	5.4	1.8	yes	6	42 Average per week																	
Greyville	6.6	1.7	yes	8											Turffontein	9.8	1.9	no	1	29894 1,2,3&4 Total to date																	
Turffontein	2.6	1.3	no	2																51 Average per week																	
Turffontein	4.1	1.7	no	3																Week 28/12/2020 to 03/01/2021																	
Turffontein	1.9	1.4	yes	7																																	
Turffontein	5.4	1.6	yes	9																																	



click <http://horseracingtips.co.za> to go back to Home Page