



Selection No. 1					Selection No. 2					Selection No. 3					Selection No. 4					Totals Data												
																				Magic Grid™ Stats Start : September 2010												
Today's Track	Now Win	Now Place	Same Jock?	RACE	Today's Track	Now Win	Now Place	Same Jock?	RACE	Today's Track	Now Win	Now Place	Same Jock?	RACE	Today's Track	Now Win	Now Place	Same Jock?	RACE	Totals For Week	Sel 1 yes	Sel 1 no	Sel 2 yes	Sel 2 no	Sel 3 yes	Sel 3 no	Sel 4 yes	Sel 4 no				
Vaal	2.5	1.5	no	3	Vaal	6.3	3	yes	4	Vaal	8	2.2	no	1	Fairview	5.5	2.6	no	6	41	15	7	8	6	4	2	13	8	5	7	3	4
Vaal	7.4	2.1	yes	8	Greyville	1.7	1.1	yes	7	Vaal	9.7	2.6	yes	2	Fairview	7.3	2.5	no	9	1,2&3 Totals For Week												
Greyville	4.7	1.4	no	8	Fairview	9.9	2.2	no	2	Vaal	3.2	2.7	yes	5	Vaal	3.1	1.3	yes	7	34												
Vaal	2	1.1	yes	1	Kenilworth	5.7	0	yes	1	Fairview	3.4	1.5	yes	1	Kenilworth	8.7	2.6	yes	5	20812 1,2&3 Total to date Week 485												
Vaal	4.9	1.6	yes	4	Kenilworth	2.5	1.2	no	2	Fairview	3.6	1.4	yes	2	Greyville	3.2	1.9	no	6	43 Average per week												
Vaal	2.5	1.5	no	8	Kenilworth	3.8	1.1	yes	3	Fairview	2.4	1.5	no	3	Kenilworth	3.8	1.7	no	5	25083 1,2,3&4 Total to date												
Kenilworth	2.4	1.3	yes	7						Vaal	3.2	1.8	no	5	Kenilworth	2.9	1.3	yes	8	52 Average per week												
Kenilworth	7.9	2.6	no	8						Greyville	4.6	1.9	no	2						Week 31/12/2018 to 06/01/2019												
Greyville	1.9	1.1	no	1						Kenilworth	4.3	1.7	no	2						 click http://horseracingtips.co.za to go back to Home Page												
Greyville	4.3	2	no	3						Kenilworth	7.6	1.7	yes	3																		
Greyville	4.5	2.3	no	7						Kenilworth	7.8	2.9	yes	9																		
Kenilworth	3.5	1.4	no	1						Turffontein	6	2.1	yes	2																		
Kenilworth	4.5	1.9	yes	4						Turffontein	5.4	1.8	yes	7																		
Kenilworth	2.1	1.2	yes	6																												
Turffontein	1.1	1	yes	6																												

Selection No. 1					Selection No. 2					Selection No. 3					Selection No. 4					Totals Data Magic Grid™ Stats Start : September 2010																
Today's Track	Now Win	Now Place	Same Jock?	RACE	Today's Track	Now Win	Now Place	Same Jock?	RACE	Today's Track	Now Win	Now Place	Same Jock?	RACE	Today's Track	Now Win	Now Place	Same Jock?	RACE	Totals For Week	Sel 1 yes	Sel 1 no	Sel 2 yes	Sel 2 no	Sel 3 yes	Sel 3 no	Sel 4 yes	Sel 4 no								
Kimberley	2.9	1.9	no	1	Kimberley	7.2	2.4	no	3	Kimberley	7.7	2	no	5	Kimberley	9.8	0	yes	2	50	17	9	8	11	1	10	10	1	9	12	6	6				
Kimberley	3.8	1.4	yes	8	Greyville	6.2	2.1	no	7	Vaal	4.9	1.7	no	1	Kimberley	5.1	2	yes	9	1,2&3 Totals For Week																
Vaal	1.6	1.2	yes	3	Fairview	6.3	1.9	no	3	Vaal	6.6	3.2	no	2	Greyville	20	4.9	no	6		38															
Vaal	3.2	1.6	no	4	Fairview	4.4	1.8	no	7	Greyville	5.2	1.7	no	4	Turffontein	6.8	2.5	no	1	20850	1,2&3 Total to date		Week 486													
Greyville	1.3	1	yes	1	Turffontein	11.6	3.1	no	3	Vaal	9.7	2.8	no	3	Turffontein	3.2	1.9	yes	4	43	Average per week															
Greyville	6.1	2.1	no	2	Turffontein	4.7	1.4	yes	5	Turffontein	3.6	1.5	no	7	Turffontein	2.6	1.4	yes	9																	
Greyville	2.8	1.8	yes	3	Kenilworth	1.4	0	no	2	Turffontein	3.2	1.3	no	2	Kenilworth	15.6	8.2	no	1																	
Greyville	1.9	1.2	yes	5	Kenilworth	3.3	1.3	no	3	Kenilworth	6	1.7	yes	9	Borrowdale	8.8	0	no	1																	
Greyville	2.4	1.4	no	8	Borrowdale	4.2	0	no	4	Greyville	3.1	1.2	no	3	Borrowdale	3.5	1.8	no	7																	
Vaal	1.8	1	no	1	Borrowdale	23.8	3.8	no	6	Greyville	3.8	1.7	no	4	Greyville	7.5	2.5	yes	5																	
Vaal	3.7	0	no	2	Greyville	1.9	1.1	no	1						Greyville	6.4	1.8	yes	7																	
Fairview	3.2	1.2	yes	2											Greyville	3.1	1.3	no	8	25133	1,2,3&4 Total to date															
Fairview	1.8	1.1	no	4																52	Average per week															
Fairview	4.6	1.4	yes	6																																
Fairview	3.5	1.4	yes	8																																
Kenilworth	2	1	no	4																																
Kenilworth	4.4	1.4	yes	7																																
																				Week 07/01/2019 to 13/01/2019																



click <http://horseracingtips.co.za> to go back to Home Page

Selection No. 1					Selection No. 2					Selection No. 3					Selection No. 4					Totals Data Magic Grid™ Stats Start : September 2010												
Today's Track	Now Win	Now Place	Same Jock?	RACE	Today's Track	Now Win	Now Place	Same Jock?	RACE	Today's Track	Now Win	Now Place	Same Jock?	RACE	Today's Track	Now Win	Now Place	Same Jock?	RACE	Totals For Week	Sel 1 yes	Sel 1 no	Sel 2 yes	Sel 2 no	Sel 3 yes	Sel 3 no	Sel 4 yes	Sel 4 no				
Kimberley	3.7	1.5	yes	6	Kimberley	6.6	0	yes	1	Kimberley	2.8	1.2	no	4	Kimberley	4.4	2.3	yes	3	54	13	7	6	19	6	13	13	3	10	9	5	4
Vaal	1.6	1.1	yes	1	Kimberley	1.8	1.1	no	2	Kimberley	4.4	1.9	no	7	Scottsville	1.8	1	no	8	1,2&3 Totals For Week	45	20895	1,2&3 Total to date	Week 487								
Scottsville	1.8	1.2	yes	1	Kimberley	5.3	1.7	yes	8	Vaal	3.8	1.4	yes	3	Kenilworth	9.2	2.5	no	4													
Scottsville	5.2	2.9	no	3	Kimberley	2.7	1.1	yes	9	Vaal	3.9	0	no	4	Kenilworth	4.2	1.5	yes	5	43	Average per week											
Scottsville	5.6	2.4	yes	4	Vaal	2.3	1.2	no	2	Vaal	8.1	2	no	6	Turffontein	4.4	1.3	yes	1													
Fairview	2.8	1.4	no	2	Vaal	2.9	1	yes	7	Turffontein	5.3	1.2	yes	6	Turffontein	5.9	1.4	no	2	25187	1,2,3&4 Total to date											
Fairview	3.3	1.7	no	4	Scottsville	1.9	1.2	yes	2	Fairview	1.4	1.3	no	3	Fairview	16	3.6	yes	5													
Fairview	3.1	1.1	yes	7	Scottsville	3.8	1.5	no	5	Fairview	3	1.4	no	9	Kenilworth	13.2	3.3	yes	3	52	Average per week											
Fairview	3.3	1.8	no	8	Kenilworth	1.7	1	no	1	Turffontein	5.4	1.5	no	8	Scottsville	5.2	1.8	no	4													
Kenilworth	3.8	1.7	no	1	Kenilworth	3.2	1.8	no	3	Turffontein	4.3	1.8	no	10	Week 14/01/2019 to 20/01/2019																	
Kenilworth	3.1	1.1	yes	2	Kenilworth	6.1	1.7	no	7	Kenilworth	12.4	3.7	no	8																		
Kenilworth	4.8	3	no	6	Kenilworth	4	1.7	no	9	Scottsville	2.2	1	yes	2	XtraCash Horse Racing Selection Service click http://horseracingtips.co.za to go back to Home Page																	
Scottsville	1.1	1	yes	1	Turffontein	3.7	1.5	no	3	Scottsville	2.4	1	no	5																		
					Turffontein	3.7	1.4	no	4																							
					Turffontein	2.8	1.3	yes	5																							
					Fairview	1.8	1.2	no	6																							
					Turffontein	4.8	3.7	no	5																							
					Scottsville	2	1.3	no	6																							
					Scottsville	12.4	3.6	no	8																							

Selection No. 1					Selection No. 2					Selection No. 3					Selection No. 4					Totals Data Magic Grid™ Stats Start : September 2010												
Today's Track	Now Win	Now Place	Same Jock?	RACE	Today's Track	Now Win	Now Place	Same Jock?	RACE	Today's Track	Now Win	Now Place	Same Jock?	RACE	Today's Track	Now Win	Now Place	Same Jock?	RACE	Totals For Week	Sel 1 yes	Sel 1 no	Sel 2 yes	Sel 2 no	Sel 3 yes	Sel 3 no	Sel 4 yes	Sel 4 no				
Vaal	5.3	2.3	yes	4	Kimberley	3.2	1.8	no	5	Vaal	8.9	2	no	1	Kimberley	5.5	1.9	no	1	63	18	8	10	21	9	12	15	9	6	9	5	4
Vaal	3.4	1.3	no	6	Kimberley	4.3	1.3	no	6	Vaal	2.6	1.2	yes	3	Kimberley	3.9	1.7	yes	4	1,2&3 Totals For Week 54												
Fairview	2.4	1.2	yes	3	Kimberley	3.2	1.5	yes	7	Vaal	4.3	1.7	yes	8	Kimberley	8.3	2.7	no	9													
Fairview	8	2.6	no	4	Kimberley	2.8	1.1	yes	8	Fairview	10.9	2.8	no	7	Fairview	3.3	1.2	yes	6	20949 1,2&3 Total to date Week 488												
Vaal	3.2	1.5	no	8	Vaal	3	1.6	no	5	Vaal	7.4	2	no	1	Greyville	3.2	1.2	yes	4													
Fairview	7.3	2.7	yes	3	Vaal	2.7	1	yes	7	Vaal	5.8	1.9	yes	4	Kenilworth	1.8	1.7	no	12	43 Average per week												
Fairview	1.9	1	yes	4	Fairview	6.1	1.8	no	1	Vaal	4.4	1.5	yes	5	Turffontein	3.5	1.3	yes	2													
Fairview	3.4	1.8	no	6	Fairview	7	1.9	no	5	Fairview	3.5	1.3	no	1	Greyville	8.1	2.6	no	2	25250 1,2,3&4 Total to date												
Greyville	4.4	2	no	1	Fairview	1.8	1.3	yes	2	Greyville	5.3	2.2	no	3	Greyville	3.5	1.3	yes	5													
Greyville	2.2	1.2	no	6	Fairview	5.3	2	no	7	Kenilworth	3.6	1.4	yes	1	52 Average per week																	
Kenilworth	2	1	no	4	Greyville	3.1	1.7	no	7	Turffontein	2.9	1.5	no	10																		
Kenilworth	3.1	1.4	yes	5	Greyville	3	1.6	yes	8	Borrowdale	4.4	1.5	yes	4	Week 21/01/2019 to 27/01/2019																	
Kenilworth	3.9	1.6	yes	11	Kenilworth	4.6	1.5	no	9	Borrowdale	3.5	4	yes	7																		
Turffontein	1.5	1	no	3	Kenilworth	5.5	2.6	yes	12	Greyville	3.5	1.7	yes	4	 <p>click http://horseracingtips.co.za to go back to Home Page</p>																	
Turffontein	3	1.1	no	4	Turffontein	3.7	1.8	no	1	Greyville	2.9	1.5	yes	7																		
Turffontein	4.1	1.5	yes	6	Turffontein	4.6	1.7	no	7																							
Greyville	2.7	1.3	yes	3	Turffontein	2.7	1.4	no	8																							
Greyville	6.4	1.9	no	6	Borrowdale	11.7	2.4	no	2																							
					Borrowdale	4.5	2.3	yes	3																							
					Greyville	3	1.4	yes	1																							
					Greyville	2.5	1.5	yes	8																							

Selection No. 1				Selection No. 2				Selection No. 3				Selection No. 4				Totals Data																		
Today's Track	Now Win	Now Place	Same Jock?	RACE	Today's Track	Now Win	Now Place	Same Jock?	RACE	Today's Track	Now Win	Now Place	Same Jock?	RACE	Today's Track	Now Win	Now Place	Same Jock?	RACE	Totals For Week	Sel 1 yes	Sel 1 no	Sel 2 yes	Sel 2 no	Sel 3 yes	Sel 3 no	Sel 4 yes	Sel 4 no						
Fairview	1.2	1.2	no	1	Fairview	6.7	2.4	no	4	Fairview	6	1.7	no	6	Fairview	2.6	1.8	yes	2	44	13	4	9	17	9	8	5	0	5	9	2	7		
Fairview	2.2	1.4	no	3	Fairview	3	1.4	no	7	Vaal	9.3	2.2	no	3	Fairview	9.8	2.8	no	5	1,2&3 Totals For Week														
Vaal	3.7	1.4	no	4	Fairview	2.6	1.5	yes	8	Greyville	4.5	1.4	no	5	Vaal	3.6	1.2	no	6	35														
Vaal	1.9	1.2	no	6	Fairview	5.6	1.7	no	9	Turffontein	2	1	no	2	Fairview	6	2.2	no	2	20984	1,2&3 Total to date												Week	489
Scottsville	6.6	2.7	yes	2	Vaal	9	1.5	yes	2	Greyville	3.2	1.1	no	7	Fairview	10.2	2.9	no	3	43	Average per week													
Scottsville	6.4	2.2	yes	8	Vaal	4.5	1.8	yes	3						Fairview	14.6	3.1	no	4	25294	1,2,3&4 Total to date													
Vaal	2.5	1.6	no	2	Scottsville	2.8	1.8	yes	1						Fairview	3.6	1.6	yes	8	52	Average per week													
Vaal	1.8	1.3	no	7	Scottsville	5.1	2.2	no	6						Greyville	11	2.7	no	6	Week 28/01/2019 to 03/02/2019														
Fairview	1.9	1.4	no	5	Vaal	5.3	1.9	yes	5						Greyville	6.6	3.2	no	1															
Fairview	3.4	1.4	no	7	Vaal	3.3	1.5	no	9											click http://horseracingtips.co.za to go back to Home Page														
Greyville	3.4	1.1	yes	2	Greyville	4.6	1.8	yes	4																									
Turffontein	2.1	1.5	yes	4	Greyville	3.1	1.5	yes	7																									
Greyville	2	1.3	no	5	Turffontein	3.1	1.3	yes	7																									
					Turffontein	7.1	2.4	no	9																									
					Greyville	4.1	2.8	no	2																									
					Greyville	2.6	1.2	no	3																									
					Greyville	8.4	2.9	yes	8																									

Selection No. 1					Selection No. 2					Selection No. 3					Selection No. 4					Totals Data Magic Grid™ Stats Start : September 2010												
Today's Track	Now Win	Now Place	Same Jock?	RACE	Today's Track	Now Win	Now Place	Same Jock?	RACE	Today's Track	Now Win	Now Place	Same Jock?	RACE	Today's Track	Now Win	Now Place	Same Jock?	RACE	Totals For Week	Sel 1 yes	Sel 1 no	Sel 2 yes	Sel 2 no	Sel 3 yes	Sel 3 no	Sel 4 yes	Sel 4 no				
Kimberley	6.1	2.2	no	1	Kimberley	5.3	2.2	no	5	Vaal	3.8	1.5	yes	5	Kimberley	7.3	3.1	no	2	59	25	9	16	20	9	11	9	3	6	5	2	3
Kimberley	6.6	1.7	no	3	Kimberley	9.8	3.2	no	9	Vaal	5.8	1.5	no	6	Kimberley	14.8	2.4	yes	8	1,2&3 Totals For Week												
Vaal	1.3	1	no	1	Vaal	4.5	1.5	yes	2	Vaal	6.4	1.9	yes	8	Fairview	4.2	1.5	yes	4	54												
Vaal	2.5	0	no	7	Vaal	1.7	1	yes	3	Vaal	6.8	2.2	no	5	Turffontein	2.8	1.8	no	4	21038	1,2&3 Total to date				Week 490							
Scottsville	3	1.2	yes	3	Scottsville	4.8	1.7	no	2	Fairview	4	1.8	no	5	Scottsville	3.6	1.9	no	7	43	Average per week											
Scottsville	2.3	1.2	no	6	Scottsville	3	1.4	yes	7	Turffontein	14.6	3	no	1	Borrowdale	9	2.1	no	3	25353	1,2,3&4 Total to date											
Vaal	5.5	3	no	1	Scottsville	3.5	2	no	8	Borrowdale	9	2.1	no	3	Scottsville	3.4	1.7	no	1	52	Average per week											
Vaal	1.4	1	no	2	Vaal	8	2.6	yes	8	Scottsville	3.4	1.7	no	1	Scottsville	4	1.2	yes	3	Week 04/02/2019 to 10/02/2019												
Vaal	1.8	1	yes	3	Vaal	1.8	1.1	yes	9	Scottsville	4	1.2	yes	3																		
Vaal	4.5	1.6	no	7	Fairview	4.9	1.7	no	1																							
Fairview	2.6	0	yes	2	Fairview	1.5	1	no	3																							
Turffontein	1.6	1.2	yes	2	Fairview	11.8	3.1	no	6																							
Turffontein	4.9	1.9	yes	3	Fairview	3.3	1.8	no	7																							
Turffontein	2.7	0	yes	7	Fairview	4.7	1.8	no	9																							
Kenilworth	1.7	1.3	no	1	Turffontein	2.5	1.3	yes	5																							
Kenilworth	1.9	1.1	no	4	Turffontein	4.7	1.6	yes	9																							
Kenilworth	2.5	1.7	yes	6	Turffontein	2.3	1.4	yes	10																							
Kenilworth	2.1	1	yes	8	Kenilworth	3	1.2	yes	3																							
Borrowdale	1.6	1.4	no	4	Kenilworth	2.7	1.3	no	5																							
Borrowdale	8.8	2.5	no	5	Kenilworth	5.7	1.7	no	7																							
Borrowdale	1.4	0	yes	6																												
Borrowdale	2.1	1	no	7																												
Scottsville	1.3	1	no	2																												
Scottsville	8.1	2.3	no	6																												
Scottsville	2.3	1.2	no	8																												




click <http://horseracingtips.co.za> to go back to Home Page

Selection No. 1				Selection No. 2				Selection No. 3				Selection No. 4				Totals Data Magic Grid™ Stats Start : September 2010																				
Today's Track	Now Win	Now Place	Same Jock?	RACE	Today's Track	Now Win	Now Place	Same Jock?	RACE	Today's Track	Now Win	Now Place	Same Jock?	RACE	Today's Track	Now Win	Now Place	Same Jock?	RACE	Totals For Week	Sel 1	Sel 1	Sel 1	Sel 2	Sel 2	Sel 2	Sel 3	Sel 3	Sel 3	Sel 4	Sel 4	Sel 4				
																					1	yes	no	2	yes	no	3	yes	no	4	yes	no				
Fairview	4.5	1.8	yes	1	Greyville	3	1.5	yes	8	Greyville	5.5	1.8	yes	7	Greyville	5.1	1.9	yes	1	21	4	1	3	5	4	1	6	5	1	6	5	1				
Kenilworth	10.1	3.2	no	7	Fairview	1.9	1	no	5	Fairview	6	1.4	yes	3	Greyville	19.2	4.4	yes	3	1,2&3 Totals For Week																
Turffontein	1.6	1	no	1	Kenilworth	5	1.8	yes	8	Fairview	5.4	1.8	no	8	Fairview	2.6	1.7	yes	2	15																
Turffontein	2	0	no	2	Turffontein	3	1.3	yes	6	Kenilworth	4.9	1.6	yes	4	Fairview	9.3	3.4	yes	6	21053 1,2&3 Total to date																
					Turffontein	1.6	1.1	yes	8	Kenilworth	2.9	1.7	yes	6	Kenilworth	4.3	1.2	no	2	43 Average per week																
										Turffontein	5.7	1.9	yes	9	Turffontein	9	2.3	yes	10	25374 1,2,3&4 Total to date																
																				52 Average per week																
																				Week 11/02/2019 to 17/02/2019																
																				Week 491																



click <http://horseracingtips.co.za> to go back to Home Page

Selection No. 1					Selection No. 2					Selection No. 3					Selection No. 4					Totals Data Magic Grid™ Stats Start : September 2010																										
Today's Track	Now Win	Now Place	Same Jock?	RACE	Today's Track	Now Win	Now Place	Same Jock?	RACE	Today's Track	Now Win	Now Place	Same Jock?	RACE	Today's Track	Now Win	Now Place	Same Jock?	RACE	Totals For Week	Sel 1 yes	Sel 1 no	Sel 2 yes	Sel 2 no	Sel 3 yes	Sel 3 no	Sel 4 yes	Sel 4 no																		
Vaal	2.7	1.8	no	7	Vaal	2	1.2	yes	2	Kimberley	9.7	2.2	yes	5	Kimberley	8	3.8	no	1	62	21	7	14	16	6	10	16	8	8	9	4	5														
Vaal	6.5	2.1	no	10	Scottsville	2.1	1.4	no	1	Kimberley	4	2.1	no	6	Kimberley	6.3	2	no	8	1,2&3 Totals For Week																										
Scottsville	4.1	1.9	yes	6	Scottsville	2	1.2	yes	2	Vaal	18.6	4.1	no	1	Vaal	2.6	1.7	yes	6	53																										
Turffontein	1.5	1	yes	2	Scottsville	4.4	1.7	yes	3	Vaal	2.2	1.5	no	5	Vaal	3.8	1.4	yes	3	21106	1,2&3 Total to date		Week		492																					
Turffontein	3.4	1.6	no	4	Scottsville	1.4	1	no	4	Vaal	6.5	2.2	yes	9	Kenilworth	4.1	1.9	no	5	43	Average per week																									
Turffontein	4.4	1.8	yes	5	Scottsville	2.9	1.1	yes	7	Turffontein	5.2	2	yes	1	Borrowdale	3.2	2.3	yes	3	25436	1,2,3&4 Total to date																									
Turffontein	3.1	1.6	no	7	Vaal	3	1.7	yes	2	Vaal	12.1	3.6	no	7	Greyville	17.4	2.7	yes	2	52	Average per week																									
Vaal	3.6	1.5	yes	8	Vaal	5.3	1.7	yes	6	Fairview	4.7	1.7	no	1	Greyville	7.3	1.8	no	3	Week 18/02/2019 to 24/02/2019																										
Vaal	3.2	1.7	no	9	Fairview	9.3	2.5	no	3	Greyville	3.8	2.2	yes	7	Greyville	7.5	2.6	no	4	 <p>click http://horseracingtips.co.za to go back to Home Page</p>																										
Fairview	1.2	1	no	2	Fairview	2.8	1.2	no	5	Kenilworth	3.2	1.4	no	7																																
Fairview	11.4	2.8	yes	4	Fairview	12	2.6	no	7	Kenilworth	2.3	1	yes	8																																
Greyville	4.5	1.7	no	1	Greyville	5.1	1.4	no	2	Turffontein	2.9	1.3	no	1																																
Greyville	10.6	2.2	no	6	Turffontein	3.5	1.3	no	3	Turffontein	1.7	1	yes	4																																
Kenilworth	3.1	1.7	no	1	Turffontein	2.7	1.2	no	7	Borrowdale	2.9	1.2	yes	2																																
Kenilworth	1.4	1	yes	2	Turffontein	4.5	1.9	no	8	Greyville	5.2	1.7	no	6																																
Kenilworth	1.8	1.2	no	3	Borrowdale	3.4	0	no	4	Greyville	3.4	2	yes	7																																
Turffontein	2.4	1.2	yes	2																																										
Turffontein	2.3	1.1	no	9																																										
Borrowdale	1.7	0	no	1																																										
Greyville	1.7	1	no	1																																										
Greyville	1.3	1	no	5																																										

Selection No. 1					Selection No. 2					Selection No. 3					Selection No. 4					Totals Data Magic Grid™ Stats Start : September 2010																
Today's Track	Now Win	Now Place	Same Jock?	RACE	Today's Track	Now Win	Now Place	Same Jock?	RACE	Today's Track	Now Win	Now Place	Same Jock?	RACE	Today's Track	Now Win	Now Place	Same Jock?	RACE	Totals For Week	Sel 1 yes	Sel 1 no	Sel 2 yes	Sel 2 no	Sel 3 yes	Sel 3 no	Sel 4 yes	Sel 4 no								
Kenilworth	2.3	1	yes	2	Fairview	2.6	1.3	yes	1	Fairview	3.5	1.4	yes	3	Fairview	1.5	1	no	2	60	19	6	13	17	8	9	17	11	6	7	3	4				
Scottsville	2.1	1.4	yes	7	Fairview	4.7	1.9	yes	6	Fairview	5.4	2	yes	5	Kenilworth	5.6	2	yes	3	1,2&3 Totals For Week																
Vaal	2.1	1.1	no	2	Kenilworth	2.9	1	yes	1	Fairview	3.8	1.8	yes	8	Kenilworth	3.8	1.8	no	4		53															
Vaal	2.3	1.2	no	4	Kenilworth	3.5	1.4	yes	5	Kenilworth	2.6	1.2	yes	7	Vaal	7.9	1.8	yes	7	21159	1,2&3 Total to date		Week 493													
Vaal	2.1	1.3	no	6	Scottsville	1.4	1	no	1	Scottsville	3.4	1.6	no	2	Vaal	2.2	1.1	no	9		43	Average per week														
Vaal	5.4	1.8	no	10	Scottsville	6.3	1.5	yes	5	Scottsville	2.9	1	yes	3	Fairview	5.8	1.8	no	6	25496	1,2,3&4 Total to date															
Fairview	1.4	1.2	no	1	Scottsville	14	3.7	no	8	Scottsville	10.8	0	no	4	Greyville	10.2	2.8	yes	8		52	Average per week														
Fairview	1.2	1	no	2	Fairview	3.2	1.1	yes	9	Vaal	1.3	1	no	1	Week	25/02/2019 to 03/03/2019																				
Fairview	2.5	1.2	yes	5	Greyville	4.8	1.7	no	2	Fairview	5.1	2.3	no	4																						
Fairview	3.5	2	no	7	Greyville	5.9	2.5	no	6	Fairview	3.3	1.6	yes	8																						
Turffontein	2.7	2	no	2	Greyville	5	1.4	no	7	Greyville	1.6	1	no	1																						
Turffontein	4.6	1.9	no	8	Greyville	2.3	1.9	no	8	Greyville	5.3	1.4	yes	3																						
Turffontein	3.3	2.2	no	11	Turffontein	2.2	1.1	yes	9	Turffontein	9	1.8	no	1																						
Durbanville	1.5	1.4	yes	1	Durbanville	3.1	1.1	yes	2	Turffontein	3.8	1.6	yes	3																						
Durbanville	1.2	1	yes	3	Durbanville	12.7	3.2	no	7	Turffontein	4.6	1.8	yes	5																						
Durbanville	1.2	1.2	no	4	Greyville	6.9	1.7	no	1	Turffontein	7.5	2.5	yes	10																						
Durbanville	2.1	1.2	yes	8	Greyville	4.1	1.3	no	5	Durbanville	5.8	1.7	yes	6																						
Greyville	2.8	1.7	no	4																																
Greyville	2.7	1.7	no	7																																





click <http://horseracingtips.co.za> to go back to Home Page

Selection No. 1				Selection No. 2				Selection No. 3				Selection No. 4				Totals Data Magic Grid™ Stats Start : September 2010																			
Today's Track	Now Win	Now Place	Same Jock?	RACE	Today's Track	Now Win	Now Place	Same Jock?	RACE	Today's Track	Now Win	Now Place	Same Jock?	RACE	Today's Track	Now Win	Now Place	Same Jock?	RACE	Totals For Week	Sel 1 yes	Sel 1 no	Sel 2 yes	Sel 2 no	Sel 3 yes	Sel 3 no	Sel 4 yes	Sel 4 no							
Vaal	1.8	1	no	4	Kimberley	3.1	1.3	yes	3	Kimberley	3.1	1.2	no	2	Kimberley	8.4	2	no	4	52	14	8	6	16	12	4	13	7	6	9	4	5			
Vaal	1.5	1	yes	5	Kimberley	4.7	2	yes	9	Kimberley	2.6	1.3	yes	5	Vaal	9.4	4	no	8	1,2&3 Totals For Week															
Vaal	1.5	0	yes	7	Vaal	4.2	1.4	no	2	Kimberley	6.6	2.4	yes	7	Fairview	5.6	2	yes	7	43															
Greyville	8	2.5	yes	6	Vaal	2.5	1	yes	3	Vaal	2.2	1.1	yes	1	Turffontein	3.6	1.4	yes	5																
Vaal	1.7	1	yes	3	Vaal	8.2	2.6	yes	6	Greyville	4.5	2.1	yes	1	Turffontein	12.5	3.3	no	6																
Vaal	6.6	1.9	yes	4	Greyville	2	1	yes	4	Vaal	2.7	1.1	no	5	Turffontein	8.3	3.3	no	7																
Fairview	2.7	1.3	no	2	Greyville	3.1	1.5	no	5	Fairview	7.9	2.5	yes	4	Durbanville	7.5	3	yes	2	21202	1,2&3 Total to date				Week 494										
Fairview	7	2.1	yes	5	Vaal	2.2	1.1	no	1	Turffontein	14.8	2.5	no	2	Durbanville	8.1	2.5	no	3																
Fairview	7.9	2.7	no	8	Vaal	2	0	no	2	Turffontein	6.2	2.5	yes	3	Durbanville	2.6	1.7	yes	4	43	Average per week														
Turffontein	1	1	yes	3	Vaal	3.4	1.5	yes	6	Durbanville	7	2.6	no	1																					
Borrowdale	4.5	3.1	yes	2	Fairview	6.4	3.1	yes	3	Durbanville	4.5	1.9	no	8																					
Greyville	5.9	2.1	no	3	Turffontein	6.4	2.3	yes	4	Borrowdale	2.1	0	yes	5																					
Greyville	5.5	1.7	no	6	Durbanville	2.6	1	yes	6	Borrowdale	5.1	3.1	no	6																					
Greyville	5.3	1.7	no	8	Borrowdale	2.3	0	yes	1																										
					Greyville	1.4	1	yes	4																										
					Greyville	3.6	1.4	yes	5																										
																				25548 1,2,3&4 Total to date															
																				52 Average per week															
																				Week 04/03/2019 to 10/03/2019															



click <http://horseracingtips.co.za> to go back to Home Page

Selection No. 1				Selection No. 2				Selection No. 3				Selection No. 4				Totals Data																
Todays Track	Now Win	Now Place	Same Jock?	RACE	Todays Track	Now Win	Now Place	Same Jock?	RACE	Todays Track	Now Win	Now Place	Same Jock?	RACE	Todays Track	Now Win	Now Place	Same Jock?	RACE	Totals For Week	Sel 1 yes	Sel 1 no	Sel 2 yes	Sel 2 no	Sel 3 yes	Sel 3 no	Sel 4 yes	Sel 4 no				
Kimberley	3.3	1.5	no	2	Kimberley	3.5	1.4	no	1	Turffontein	3.5	1.5	yes	5	Kimberley	11.2	3.7	no	3	43	8	3	5	12	6	6	11	8	3	12	4	8
Turffontein	9.1	3	no	8	Greyville	2.8	1.2	yes	2	Greyville	3.7	1.5	yes	3	Turffontein	6.1	1.9	no	1	1,2&3 Totals For Week												
Greyville	4.2	1.6	no	1	Greyville	2.5	1	yes	4	Vaal	2.8	1.4	no	6	Turffontein	2.6	1.4	no	3	31												
Vaal	1.6	1.3	no	1	Greyville	1.9	1.2	no	6	Fairview	4.1	1.5	no	1	Turffontein	3.3	1.6	no	6	21233	1,2&3 Total to date		Week		495							
Vaal	3.2	1.9	yes	4	Greyville	9	3.6	no	8	Fairview	2.3	1.4	yes	9	Greyville	3.5	1.2	no	5	43	Average per week											
Turffontein	2.1	1.5	yes	2	Fairview	9.4	2.2	yes	4	Turffontein	3.1	1.3	yes	3	Greyville	2.6	1	yes	7	25591	1,2,3&4 Total to date											
Durbanville	1.5	1	yes	4	Fairview	2.7	1.4	yes	6	Durbanville	2.7	1.3	yes	6	Vaal	11	3	yes	2	52	Average per week											
Greyville	1.4	1.1	no	2	Turffontein	7	1.9	yes	7	Durbanville	2.9	1.5	no	7	Fairview	9.4	3	no	3	Week 11/03/2019 to 17/03/2019												
					Durbanville	7.1	1.6	yes	3	Greyville	4.3	1.7	yes	1	Fairview	6.8	2.2	no	5	 <p>click http://horseracingtips.co.za to go back to Home Page</p>												
					Durbanville	5.2	2	no	5	Greyville	4.7	2.1	yes	5	Turffontein	4.2	1.6	yes	1													
					Durbanville	2.4	1	no	8	Greyville	2.9	1.2	yes	9	Turffontein	7.8	0	no	4													
					Durbanville	4.1	1.8	no	9						Durbanville	3.1	0	yes	2													

Selection No. 1				Selection No. 2				Selection No. 3				Selection No. 4				Totals Data																		
Today's Track	Now Win	Now Place	Same Jock?	RACE	Today's Track	Now Win	Now Place	Same Jock?	RACE	Today's Track	Now Win	Now Place	Same Jock?	RACE	Today's Track	Now Win	Now Place	Same Jock?	RACE	Totals For Week	Sel 1 yes	Sel 1 no	Sel 2 yes	Sel 2 no	Sel 3 yes	Sel 3 no	Sel 4 yes	Sel 4 no						
Fairview	5.8	2.7	yes	3	Fairview	2.1	1	no	7	Fairview	3.8	1	yes	2	Vaal	3.2	1.2	yes	2	55	16	9	7	15	5	10	11	7	4	13	6	7		
Fairview	1.7	1.2	no	5	Greyville	3.1	1	no	1	Fairview	4.1	2.1	no	8	Vaal	4.2	1.5	no	3	1,2&3 Totals For Week														
Fairview	2.8	1.6	yes	6	Greyville	2.1	1.1	yes	5	Vaal	8.2	2.6	yes	1	Greyville	4.7	1.5	no	3	42														
Vaal	5.9	2.1	yes	5	Mauritius	5.1	1.9	no	3	Vaal	3.2	1.3	no	4	Fairview	8.4	2.2	yes	2	21275	1,2&3 Total to date												Week	496
Vaal	3.2	1.7	yes	8	Mauritius	3.8	1.8	no	5	Greyville	5.3	1.8	yes	5	Mauritius	9	3.4	no	1	43	Average per week													
Fairview	1.2	1	no	1	Mauritius	1.5	1.1	no	8	Greyville	3.8	2.2	no	6	Mauritius	2.8	1.6	no	6	25646	1,2,3&4 Total to date													
Fairview	2.6	1.3	yes	4	Turffontein	2.5	1.5	no	1	Turffontein	5.9	1.5	no	3	Turffontein	9	3.9	yes	2	52	Average per week													
Mauritius	6.8	1.8	no	4	Turffontein	4	1.9	yes	4	Turffontein	4.9	2.5	yes	7	Turffontein	12.9	2.4	yes	8	Week 18/03/2019 to 24/03/2019														
Mauritius	3.1	1.3	no	7	Turffontein	8.4	3.3	no	6	Durbanville	3.2	1.3	yes	2	Durbanville	4.8	2	no	1															
Turffontein	2.5	1.2	yes	5	Turffontein	2.2	1.3	no	9	Greyville	3.5	1.4	yes	7	Durbanville	8.7	2.4	yes	5	click http://horseracingtips.co.za to go back to Home Page														
Durbanville	3.6	2.6	no	3	Durbanville	3	1.4	yes	4	Borrowdale	4.4	2	yes	4	Durbanville	5	2.3	no	6															
Greyville	3.3	1.3	no	4	Greyville	2.7	1.5	no	1						Durbanville	8.8	2.6	no	8															
Borrowdale	3.7	0	no	1	Greyville	3.8	1.9	yes	2						Borrowdale	1.7	1	yes	5															
Borrowdale	1.7	1.3	yes	2	Greyville	5.7	2.2	yes	5																									
Borrowdale	4	1.4	yes	3	Greyville	7.3	2.7	no	9																									
Borrowdale	5.4	1.8	yes	5																														

Selection No. 1					Selection No. 2					Selection No. 3					Selection No. 4					Totals Data Magic Grid™ Stats Start : September 2010												
Today's Track	Now Win	Now Place	Same Jock?	RACE	Today's Track	Now Win	Now Place	Same Jock?	RACE	Today's Track	Now Win	Now Place	Same Jock?	RACE	Today's Track	Now Win	Now Place	Same Jock?	RACE	Totals For Week	Sel 1 yes	Sel 1 no	Sel 2 yes	Sel 2 no	Sel 3 yes	Sel 3 no	Sel 4 yes	Sel 4 no				
Kimberley	1.2	1	no	1	Vaal	4	1.7	yes	4	Kimberley	4.3	1.4	yes	5	Kimberley	4.3	1.7	no	8	59	19	9	10	19	9	10	13	9	4	8	2	6
Kimberley	2.7	1.4	yes	3	Vaal	2.8	1.7	yes	7	Vaal	3.3	0	yes	2	Kimberley	8.7	2.2	no	9	1,2&3 Totals For Week												
Kimberley	6	2	yes	4	Greyville	2.4	1	yes	4	Vaal	3.7	1.3	yes	8	Vaal	8.4	2.1	no	1	51												
Vaal	2	0	yes	5	Vaal	2.6	1.2	no	4	Greyville	6.9	2.6	yes	5	Greyville	6.8	2.5	yes	6	21326 1,2&3 Total to date												
Greyville	2.9	1.6	no	1	Fairview	3.6	1.9	no	3	Vaal	6.6	1.9	yes	1	Vaal	13	2.7	no	3	43	Average per week											
Vaal	4.3	1.8	no	2	Fairview	1.7	1.1	yes	7	Fairview	2.8	1.4	no	2	Vaal	6.6	2.1	no	7	Week 497												
Vaal	2	1.3	no	5	Greyville	4.3	1.7	yes	6	Greyville	2.1	1.6	yes	6	Mauritius	7.8	2.8	no	4	25705 1,2,3&4 Total to date												
Vaal	5.2	1.5	yes	6	Mauritius	1.9	1.3	no	2	Greyville	6.7	2.1	no	8	Turffontein	6.3	1.6	yes	12	52	Average per week											
Vaal	1.2	1	no	8	Mauritius	2.6	1.7	no	8	Mauritius	2.4	1.7	yes	6						Week 25/03/2019 to 31/03/2019												
Fairview	1.9	1	yes	1	Durbanville	2.2	1.5	no	2	Mauritius	2.3	1.4	no	7																		
Fairview	3	1.3	no	5	Durbanville	2	1.1	yes	3	Durbanville	2.5	0	yes	1						click http://horseracingtips.co.za to go back to Home Page												
Greyville	1.5	1	yes	1	Durbanville	3.1	1.2	yes	4	Durbanville	3.3	1.3	yes	5																		
Mauritius	2.3	1	no	3	Durbanville	6.9	1.9	no	6	Turffontein	2.9	1.5	no	2																		
Mauritius	1.7	1.4	no	5	Durbanville	1.9	0	no	7																							
Turffontein	3.6	2.3	yes	1	Scottsville	2.3	1.3	no	1																							
Turffontein	2.2	1.3	yes	6	Scottsville	1.4	1	yes	3																							
Turffontein	4.1	1.5	no	7	Scottsville	4.1	1.6	no	4																							
Turffontein	2.1	1.2	yes	11	Scottsville	3.3	1.4	no	6																							
Scottsville	5.6	1.7	no	2	Scottsville	5.6	2.1	yes	8																							

Selection No. 1				Selection No. 2				Selection No. 3				Selection No. 4				Totals Data																
Today's Track	Now Win	Now Place	Same Jock?	RACE	Today's Track	Now Win	Now Place	Same Jock?	RACE	Today's Track	Now Win	Now Place	Same Jock?	RACE	Today's Track	Now Win	Now Place	Same Jock?	RACE	Totals For Week	Sel 1 yes	Sel 1 no	Sel 2 yes	Sel 2 no	Sel 3 yes	Sel 3 no	Sel 4 yes	Sel 4 no				
Fairview	3.4	1.5	yes	8	Turffontein	2.31	1	no	1	Fairview	5.2	1.5	no	1	Fairview	5.7	2.8	yes	2	57	16	5	11	17	8	9	13	6	7	11	5	6
Kenilworth	5.2	2.3	no	1	Turffontein	6.2	1.9	yes	3	Fairview	3.9	1.5	no	3	Fairview	7.3	2.9	yes	7	1,2&3 Totals For Week												
Kenilworth	1.4	1	no	2	Turffontein	3.9	1.9	no	4	Fairview	3.8	1.6	yes	4	Kenilworth	7.4	2.1	no	3													
Fairview	1.8	1	yes	4	Turffontein	4.2	1.4	no	5	Kenilworth	4	1.8	yes	5	Kenilworth	15	3.9	no	4	46												
Greyville	2.6	1.4	no	2	Turffontein	3.1	1.4	yes	7	Kenilworth	6.6	2.2	no	6	Vaal	2.8	1.4	yes	7													
Greyville	2.9	1.1	yes	4	Turffontein	6.6	2.2	yes	8	Kenilworth	2	1	yes	7	Fairview	5	2.1	no	1													
Greyville	9.1	3.2	no	5	Vaal	1.8	1.2	yes	6	Kenilworth	6.8	2.1	yes	6	Fairview	4.3	1.8	yes	3	21372	1,2&3 Total to date		Week		498							
Turffontein	2.4	1.1	yes	1	Fairview	2.6	1.2	yes	7	Vaal	8	1.9	no	3	Fairview	5.3	1.9	no	5													
Durbanville	1.7	1	no	5	Greyville	2.1	1.4	no	8	Vaal	5.9	1.6	yes	4	Turffontein	6.2	1.6	no	2	43	Average per week											
Mauritius	1.5	1.4	no	1	Turffontein	3.6	1.2	yes	3	Greyville	5.4	2.1	no	6	Turffontein	10.2	3	yes	7													
Mauritius	4.2	2.3	no	2	Durbanville	3.2	1.5	no	2	Mauritius	3.7	1.6	no	7	Mauritius	11.9	2.5	no	4													
Mauritius	4.7	1.6	no	3	Durbanville	3.8	1.5	no	3	Borrowdale	2.2	12.5	no	4																		
Mauritius	3.1	2.2	no	5	Durbanville	2.1	1.3	yes	4	Greyville	4.3	1.5	yes	7																		
Borrowdale	1.7	1.3	yes	6	Durbanville	2	1.1	yes	7																							
Greyville	6.7	2.3	no	4	Mauritius	3.3	3.1	no	8																							
Greyville	10.5	3.5	no	6	Borrowdale	1.6	0	no	7																							
					Greyville	8	2.2	no	1																							
												Week 01/04/2019 to 07/04/2019																				



click <http://horseracingtips.co.za> to go back to Home Page

Selection No. 1					Selection No. 2					Selection No. 3					Selection No. 4					Totals Data Magic Grid™ Stats Start : September 2010																		
Today's Track	Now Win	Now Place	Same Jock?	RACE	Today's Track	Now Win	Now Place	Same Jock?	RACE	Today's Track	Now Win	Now Place	Same Jock?	RACE	Today's Track	Now Win	Now Place	Same Jock?	RACE	Totals For Week	Sel 1 yes	Sel 1 no	Sel 2 yes	Sel 2 no	Sel 3 yes	Sel 3 no	Sel 4 yes	Sel 4 no										
Kimberley	15.6	4.2	no	4	Vaal	4.8	2.2	yes	8	Vaal	1.7	1.2	no	3	Kimberley	3.7	1.4	no	1	50	18	13	5	11	7	4	13	8	5	8	5	3						
Vaal	3.1	1.4	yes	1	Greyville	6	2.1	yes	3	Vaal	2.4	1.2	no	7	Kimberley	10.5	2.9	yes	6	1,2&3 Totals For Week																		
Vaal	2.7	1.1	yes	2	Greyville	2.9	1.4	no	4	Greyville	4.3	1.5	yes	5	Kimberley	3	2.8	no	8	42																		
Vaal	2.7	1	yes	4	Vaal	1.6	0	yes	7	Greyville	3.1	2.2	no	8	Vaal	12.8	2.9	yes	5	21414	1,2&3 Total to date					Week 499												
Greyville	1.8	1.1	yes	1	Vaal	8.2	3	no	8	Fairview	6.2	1.9	yes	2	Vaal	3.1	2.2	yes	2	43	Average per week																	
Greyville	2.3	1.1	yes	6	Fairview	6.8	2.3	no	4	Fairview	3.3	1.6	yes	3	Fairview	4.9	1.4	yes	1																			
Greyville	6.8	1.8	yes	7	Durbanville	2.6	1.2	yes	3	Fairview	4	1.8	yes	8	Turffontein	9.7	2.7	no	2	25812	1,2,3&4 Total to date																	
Vaal	1.6	1	no	1	Borrowdale	2.9	0	yes	2	Turffontein	2.2	1.3	yes	5	Borrowdale	5.2	0	yes	4	52	Average per week																	
Vaal	3.7	1.1	yes	3	Borrowdale	3.8	1.7	yes	6	Turffontein	5.9	1.9	yes	10																								
Vaal	3.2	1.4	yes	5	Scottsville	1.9	1.2	no	2	Durbanville	3.1	0	no	2																								
Turffontein	2.9	1.4	yes	1	Scottsville	4.7	1.7	yes	7	Durbanville	4.7	2.2	no	7																								
Durbanville	1.1	1	yes	1						Durbanville	3.7	1.5	yes	8																								
Borrowdale	1.6	0	no	1						Scottsville	4.7	1.8	yes	8																								
Borrowdale	4.1	0	yes	3																																		
Scottsville	1.3	1	no	1																																		
Scottsville	4.3	2.3	no	3																																		
Scottsville	4.1	1.9	yes	5																																		
Scottsville	6.8	2.1	yes	6																																		



click <http://horseracingtips.co.za> to go back to Home Page

Selection No. 1				Selection No. 2				Selection No. 3				Selection No. 4				Totals Data Magic Grid™ Stats Start : September 2010																
Today's Track	Now Win	Now Place	Same Jock?	RACE	Today's Track	Now Win	Now Place	Same Jock?	RACE	Today's Track	Now Win	Now Place	Same Jock?	RACE	Today's Track	Now Win	Now Place	Same Jock?	RACE	Totals For Week	Sel 1 yes	Sel 1 no	Sel 2 yes	Sel 2 no	Sel 3 yes	Sel 3 no	Sel 4 yes	Sel 4 no				
Kimberley	3.2	1.4	no	1	Kimberley	5	1.6	yes	3	Fairview	2.2	1.1	no	7	Kimberley	6.4	1.9	no	4	51	19	11	8	18	7	11	4	2	2	10	4	6
Kimberley	2.4	1.1	yes	2	Kimberley	5.2	1.8	yes	6	Greyville	5.5	1.7	yes	4	Greyville	3.3	1.6	yes	4	1,2&3 Totals For Week												
Kimberley	3.2	2.3	no	8	Kimberley	3.7	1.3	yes	9	Mauritius	3.8	3.2	yes	3	Greyville	4.6	2.1	no	8	41												
Kenilworth	2.9	1.6	no	1	Greyville	1.6	1	no	1	Scottsville	4	2.3	no	6	Vaal	5.7	2.1	yes	4	21455	1,2&3 Total to date				Week 500							
Kenilworth	4.3	2.5	no	2	Greyville	3.7	1	yes	2						Fairview	3.7	2.1	yes	4	43	Average per week											
Kenilworth	2.4	1.3	yes	3	Greyville	3.8	1.7	no	3						Greyville	3.8	1	no	3	25863	1,2,3&4 Total to date											
Vaal	2	1.1	no	3	Greyville	6.5	1.8	no	7						Greyville	6.8	1.9	no	8	52	Average per week											
Fairview	2.7	1.3	yes	2	Vaal	12.2	3.1	no	1						Turffontein	6.6	2.8	yes	3	Week 15/04/2019 to 21/04/2019												
Fairview	3.7	1.7	yes	8	Vaal	12.2	3.1	no	2						Scottsville	8.2	2.8	no	1													
Fairview	11.8	3.2	yes	9	Vaal	6.9	2	no	5						Scottsville	7.3	1.9	no	2	click http://horseracingtips.co.za to go back to Home Page												
Greyville	2.1	1.2	no	1	Fairview	3.1	1.4	no	1																							
Mauritius	2	1.4	yes	2	Greyville	5.7	2	no	6																							
Mauritius	1.9	1	yes	6	Mauritius	2.2	1.5	yes	4																							
Mauritius	1.9	1.8	yes	9	Mauritius	2.1	1.4	no	5																							
Turffontein	3	1.4	yes	7	Durbanville	2.3	1.1	yes	5																							
Durbanville	1.5	1	no	1	Durbanville	3.2	1.5	no	7																							
Durbanville	1.7	1	yes	2	Scottsville	5	1.5	yes	5																							
Durbanville	2	1.1	yes	6	Scottsville	1.9	1.5	no	8																							
Scottsville	3	1.3	no	3																												

Selection No. 1				Selection No. 2				Selection No. 3				Selection No. 4				Totals Data Magic Grid™ Stats Start : September 2010																								
Today's Track	Now Win	Now Place	Same Jock?	RACE	Today's Track	Now Win	Now Place	Same Jock?	RACE	Today's Track	Now Win	Now Place	Same Jock?	RACE	Today's Track	Now Win	Now Place	Same Jock?	RACE	Totals For Week	Sel 1	Sel 1	Sel 1	Sel 2	Sel 2	Sel 2	Sel 3	Sel 3	Sel 3	Sel 4	Sel 4	Sel 4								
																						1	yes	no	2	yes	no	3	yes	no	4	yes	no							
Kimberley	2.6	1.5	yes	2	Kimberley	3.6	1.7	no	1	Turffontein	6.3	1.9	no	1	Turffontein	3.6	1.4	no	6	58	26	7	19	14	5	9	12	3	9	6	0	6								
Vaal	2.2	1	no	1	Kimberley	3.3	1.9	no	3	Turffontein	7.4	2.6	no	4	Vaal	32.5	8.4	no	5																					
Vaal	3.5	1.4	no	3	Kimberley	8.3	2.9	yes	4	Turffontein	4	1.7	no	7	Fairview	7	2	no	5	1,2&3 Totals For Week																				
Vaal	1.7	1	no	4	Vaal	1.7	1	no	5	Vaal	1.7	1	no	4	Fairview	7.9	1.9	no	4	52																				
Turffontein	1.9	1.2	no	2	Vaal	5.5	1.9	yes	3	Vaal	6.7	1.5	no	9	Borrowdale	3.8	0	no	1																					
Turffontein	1.8	1.2	no	3	Fairview	2.8	1.6	yes	1	Fairview	2.8	1.3	no	4	Borrowdale	3.9	1.3	no	5																					
Turffontein	4.3	2.1	no	5	Mauritius	17.9	4.7	no	2	Mauritius	4.4	1.9	no	7																										
Vaal	2.5	1.5	no	2	Mauritius	2.6	1.2	yes	8	Fairview	2.5	1.6	yes	5																										
Fairview	2.5	1.2	yes	2	Fairview	3.7	1.4	no	6	Fairview	3.8	2	no	9																										
Fairview	2.8	1.2	no	3	Fairview	2.2	1.1	yes	8	Scottsville	5.1	2.3	yes	3																										
Mauritius	4.7	2.8	yes	3	Turffontein	1.8	1	no	1	Durbanville	3.5	1.9	yes	6																										
Mauritius	3.2	1.5	no	5	Scottsville	4	1.2	no	6	Durbanville	7.9	2.3	no	7																										
Mauritius	2	1	yes	6	Durbanville	5.9	2	no	4																															
Fairview	1.4	1	no	2	Durbanville	5	2	no	8																															
Fairview	5.4	1.8	no	3																																				
Fairview	6.3	2	no	7																																				
Borrowdale	2.7	0	yes	4																																				
Borrowdale	2.5	1	yes	6																																				
Turffontein	1.9	1.2	no	5																																				
Turffontein	2.8	1.1	no	6																																				
Scottsville	4.2	1.9	no	1																																				
Scottsville	4.3	1.6	no	2																																				
Scottsville	3.2	1.3	yes	5																																				
Durbanville	1.3	1	no	1																																				
Durbanville	1.5	1	no	2																																				
Durbanville	1.5	1.3	no	3																																				
												</																												

Selection No. 1				Selection No. 2				Selection No. 3				Selection No. 4				Totals Data Magic Grid™ Stats Start : September 2010																			
Today's Track	Now Win	Now Place	Same Jock?	RACE	Today's Track	Now Win	Now Place	Same Jock?	RACE	Today's Track	Now Win	Now Place	Same Jock?	RACE	Today's Track	Now Win	Now Place	Same Jock?	RACE	Totals For Week	Sel 1 yes	Sel 1 no	Sel 2 yes	Sel 2 no	Sel 3 yes	Sel 3 no	Sel 4 yes	Sel 4 no							
Kimberley	3.9	1.5	no	1	Kimberley	3.2	1.5	no	3	Kimberley	5.9	2.4	no	2	Kimberley	8.5	2	no	5	44	11	5	6	17	8	9	11	3	8	5	1	4			
Kimberley	4	1.4	no	7	Kimberley	5.2	1.7	no	4	Kenilworth	3.2	1.6	no	2	Scottsville	7.7	2	no	8	1,2&3 Totals For Week															
Kenilworth	7.3	2.7	yes	1	Kimberley	3.6	1.7	yes	6	Kenilworth	3.3	1.4	yes	8	Greyville	9.5	2.2	no	6	39															
Kenilworth	2.9	1.1	yes	5	Kimberley	2.7	1.5	yes	10	Fairview	2.5	1.5	yes	7	Greyville	8.4	2.6	no	7																
Vaal	14.5	4.2	no	8	Kenilworth	2.9	1.5	yes	3	Fairview	6.2	2.5	no	8	Kenilworth	3.7	1.6	yes	3																
Fairview	4.9	1.7	yes	4	Kenilworth	3.6	1.5	yes	4	Mauritius	4	2.7	no	4																					
Fairview	5	2.1	yes	5	Scottsville	8.9	1.9	no	1	Mauritius	9	2.4	no	5																					
Mauritius	1.4	0	no	6	Scottsville	6.4	2	no	2	Mauritius	2.2	1.2	yes	8																					
Mauritius	2.4	1.7	yes	7	Scottsville	3.6	1.3	yes	3	Greyville	3.7	0	no	8																					
Kenilworth	3	1.5	no	2	Vaal	1.7	1.2	no	1	Greyville	6.4	2.6	no	9																					
Kenilworth	2.5	1.2	no	4	Vaal	2.5	1.3	no	2	Kenilworth	1.9	1.5	no	7																					
				Fairview	2.5	1.6	no	1																											
				Fairview	3.7	1.9	no	6																											
				Greyville	5	2	yes	3																											
				Greyville	7.3	2.6	yes	4																											
				Greyville	2.9	1.5	no	5																											
				Kenilworth	1.8	1.3	yes	5																											
																				21638		1,2&3 Total to date										Week		504	
																				43		Average per week													
																				26067		1,2,3&4 Total to date													
																				52		Average per week													
																				Week		13/05/2019 to 19/05/2019													




XtraCash
Horse Racing Selection Service
click <http://horseracingtips.co.za> to go back to Home Page

Selection No. 1					Selection No. 2					Selection No. 3					Selection No. 4					Totals Data Magic Grid™ Stats Start : September 2010													
Today's Track	Now Win	Now Place	Same Jock?	RACE	Today's Track	Now Win	Now Place	Same Jock?	RACE	Today's Track	Now Win	Now Place	Same Jock?	RACE	Today's Track	Now Win	Now Place	Same Jock?	RACE	Totals For Week	Sel 1 yes	Sel 1 no	Sel 2 yes	Sel 2 no	Sel 3 yes	Sel 3 no	Sel 4 yes	Sel 4 no					
Kimberley	5.3	1.6	yes	7	Kimberley	3.2	1.4	yes	1	Kimberley	4.6	1.9	yes	4	Greyville	4.4	1.7	no	2	57	13	8	5	21	11	10	15	7	8	8	1	7	
Vaal	1.3	1	yes	6	Kimberley	4.7	1.1	no	3	Vaal	1.8	1.5	yes	1	Greyville	7.2	2.5	no	5	1,2&3 Totals For Week													
Greyville	6.1	1.8	yes	6	Kimberley	3.5	1.7	yes	5	Vaal	6.1	2.3	no	3	Vaal	7.1	2.4	yes	5	49													
Vaal	4.2	1.4	no	4	Kimberley	10.3	3.3	yes	8	Vaal	4.8	1.6	no	4	Mauritius	5.7	1.3	no	2	21687 1,2&3 Total to date Week 505													
Fairview	2.8	1.1	yes	1	Vaal	4.6	2.9	no	2	Vaal	4.4	1.4	yes	1	Scottsville	29.9	5.7	no	4	43 Average per week													
Fairview	4.6	1.7	yes	8	Vaal	2	1	yes	9	Vaal	3.2	1.7	yes	6	Kenilworth	2.6	1.7	no	3														
Mauritius	4.2	1.5	yes	4	Greyville	2.8	1.5	no	1	Vaal	4.3	1.4	yes	9	Turffontein	8.2	1.8	no	2	26124 1,2,3&4 Total to date													
Mauritius	5.6	1.9	no	5	Greyville	2.1	1.3	no	3	Fairview	3.5	1.6	no	2	Turffontein	5	1.7	no	3	52 Average per week													
Mauritius	1.6	1	no	8	Vaal	9.5	1.5	no	3	Scottsville	3.5	0	no	1																			
Scottsville	11.2	2.7	no	8	Vaal	3.3	1.7	no	7	Kenilworth	6	2.2	yes	1																			
Kenilworth	6.1	2.1	no	4	Fairview	4.9	1.5	yes	6	Kenilworth	5.2	1.4	yes	2																			
Turffontein	3.1	1.8	yes	5	Fairview	3.1	1.3	yes	7	Turffontein	6.5	1.6	no	1																			
Turffontein	1.8	1	yes	6	Mauritius	7.1	1.9	no	1	Turffontein	3.7	1.4	no	4																			
					Mauritius	10.4	2	yes	3	Turffontein	13	3.4	no	7																			
					Mauritius	1.6	1.5	yes	6	Turffontein	8.8	2.2	no	8																			
					Mauritius	1.1	1.8	yes	7																								
					Scottsville	3.2	1.5	no	2																								
					Scottsville	5.5	2.1	yes	3																								
					Kenilworth	1.6	1	no	5																								
					Kenilworth	2.2	1.2	no	6																								
					Kenilworth	2.4	0	yes	7																								



click <http://horseracingtips.co.za> to go back to Home Page

Selection No. 1					Selection No. 2					Selection No. 3					Selection No. 4					Totals Data Magic Grid™ Stats Start : September 2010												
Today's Track	Now Win	Now Place	Same Jock?	RACE	Today's Track	Now Win	Now Place	Same Jock?	RACE	Today's Track	Now Win	Now Place	Same Jock?	RACE	Today's Track	Now Win	Now Place	Same Jock?	RACE	Totals For Week	Sel 1 yes	Sel 1 no	Sel 2 yes	Sel 2 no	Sel 3 yes	Sel 3 no	Sel 4 yes	Sel 4 no				
Vaal	7.9	1.4	no	1	Greyville	3.1	1.3	yes	2	Vaal	3.6	1.3	yes	4	Vaal	8.4	2.9	no	2	59	23	10	13	16	10	6	10	6	4	10	6	4
Vaal	2.6	1.6	no	6	Greyville	7.1	2.2	yes	8	Durbanville	8.6	1.7	no	5	Vaal	8.2	2.6	no	5	1,2&3 Totals For Week												
Vaal	3.1	1.4	yes	7	Vaal	2.6	1.3	yes	1	Greyville	4.6	1.8	yes	4	Vaal	12.7	3.9	no	8	49												
Durbanville	5.9	1.8	no	1	Vaal	2.5	1.6	yes	3	Vaal	4.4	2.3	no	2	Durbanville	4	2.1	yes	7	21736	1,2&3 Total to date				Week 506							
Durbanville	2	1	yes	2	Vaal	2.8	1.3	no	6	Vaal	2	1.5	no	5	Greyville	4.7	1.8	yes	3	43	Average per week											
Durbanville	2.8	1.3	yes	3	Vaal	2.5	1.5	no	7	Fairview	3.2	1.3	yes	4	Fairview	2.2	1.6	yes	8	26183	1,2,3&4 Total to date											
Greyville	3.1	1.5	no	1	Fairview	7.4	2.6	no	5	Mauritius	8.3	1.4	yes	8	Mauritius	17	3.5	yes	3	52	Average per week											
Greyville	2.3	1.4	yes	5	Fairview	3.5	1.5	yes	6	Greyville	13.9	3	no	1	Kenilworth	5.5	1.7	yes	4	Week 27/05/2019 to 02/06/2019												
Greyville	3	1.7	yes	7	Fairview	6.1	1.7	yes	7	Greyville	3.7	1.3	yes	4	Turffontein	4.3	1.4	yes	1	 <p>click http://horseracingtips.co.za to go back to Home Page</p>												
Greyville	4.4	1.9	no	9	Mauritius	2.1	1.6	yes	2	Kenilworth	3	0	yes	7	Turffontein	4.3	1.8	no	2													
Fairview	4.3	2.1	yes	1	Mauritius	5	1.8	no	4																							
Mauritius	2	1.8	yes	6	Mauritius	1.6	1	yes	5																							
Borrowdale	2.3	1.7	no	2	Mauritius	1.8	1.7	yes	7																							
Borrowdale	3.3	0	no	6	Borrowdale	2.9	0	no	1																							
Greyville	1.2	1	yes	7	Turffontein	4.1	1.6	yes	7																							
Greyville	5.2	1.9	no	8	Turffontein	2.7	1.2	no	8																							
Kenilworth	3.9	1.8	no	1																												
Kenilworth	1.7	1.7	no	2																												
Kenilworth	3.8	2.1	no	5																												
Kenilworth	9.2	2.4	no	6																												
Turffontein	3.6	1.7	no	3																												
Turffontein	1.8	1	yes	5																												
Turffontein	4.7	1.7	yes	6																												

Selection No. 1					Selection No. 2					Selection No. 3					Selection No. 4					Totals Data												
																				Magic Grid™ Stats Start : September 2010												
Today's Track	Now Win	Now Place	Same Jock?	RACE	Today's Track	Now Win	Now Place	Same Jock?	RACE	Today's Track	Now Win	Now Place	Same Jock?	RACE	Today's Track	Now Win	Now Place	Same Jock?	RACE	Totals For Week	Sel 1 yes	Sel 1 no	Sel 2 yes	Sel 2 no	Sel 3 yes	Sel 3 no	Sel 4 yes	Sel 4 no				
Kimberley	6.4	2	yes	2	Vaal	7.7	2	no	1	Kimberley	2.4	1	yes	3	Vaal	4.7	2	no	7	58	20	7	13	18	8	10	12	6	6	8	4	4
Kimberley	4.7	1.8	no	4	Vaal	8	2.6	no	9	Kimberley	3.5	1.8	no	6	Vaal	5.1	1.8	yes	7	1,2&3 Totals For Week												
Kimberley	3.6	1.3	yes	7	Scottsville	2	1	no	2	Vaal	7.3	2.2	no	2	Vaal	4.7	1.5	yes	9	50												
Scottsville	2.1	1	no	1	Vaal	3	1.5	no	1	Vaal	5.8	0	yes	4	Fairview	7.2	1.9	no	7	21786 1,2&3 Total to date Week 507												
Scottsville	3.2	1.2	no	3	Vaal	1.9	1.1	yes	4	Scottsville	3.3	1.8	yes	5	Mauritius	4.4	2	yes	6	43 Average per week												
Scottsville	3.5	1.7	yes	4	Vaal	5.1	1.8	yes	5	Vaal	4.1	1.3	yes	5	Mauritius	2.4	1.2	yes	2	26241 1,2,3&4 Total to date												
Scottsville	2.8	1.4	yes	8	Fairview	2.7	1.1	yes	1	Fairview	11.7	4.8	no	2	Kenilworth	8.1	2.1	no	4	52 Average per week												
Vaal	1.9	1.2	no	2	Fairview	4	1.5	no	6	Fairview	4.9	1.8	yes	4	Turffontein	11.9	2.6	no	4	Week 03/06/2019 to 09/06/2019												
Fairview	4.5	2	no	3	Mauritius	1.5	1.3	no	2	Mauritius	1.7	1.1	no	4																		
Fairview	3	1.5	no	8	Mauritius	2.1	1.4	yes	3	Greyville	5	1.9	no	1																		
Fairview	8.8	2.4	no	9	Mauritius	2.9	1.4	yes	8	Kenilworth	4.4	1.8	no	5																		
Mauritius	2.9	3.2	yes	5	Greyville	3.4	1.5	no	3	Turffontein	4.3	1.5	yes	5																		
Greyville	1.8	1.1	yes	6	Greyville	4	1.6	yes	7																							
Greyville	5.7	2.4	no	10	Greyville	4.7	1.9	yes	9																							
Kenilworth	2.3	1.6	no	1	Kenilworth	4.3	1.4	no	6																							
Kenilworth	2.1	1.1	no	2	Kenilworth	1.4	0	no	7																							
Kenilworth	5	2	no	8	Turffontein	4.3	1.2	no	1																							
Turffontein	2.7	1.1	no	3	Turffontein	2	1.5	yes	2																							
Turffontein	2	1.4	yes	6																												
Turffontein	5	1.8	no	7																												



click <http://horseracingtips.co.za> to go back to Home Page

Selection No. 1					Selection No. 2					Selection No. 3					Selection No. 4					Totals Data																
																				Magic Grid™ Stats Start : September 2010																
Today's Track	Now Win	Now Place	Same Jock?	RACE	Today's Track	Now Win	Now Place	Same Jock?	RACE	Today's Track	Now Win	Now Place	Same Jock?	RACE	Today's Track	Now Win	Now Place	Same Jock?	RACE	Totals For Week	Sel 1	Sel 1 yes	Sel 1 no	Sel 2	Sel 2 yes	Sel 2 no	Sel 3	Sel 3 yes	Sel 3 no	Sel 4	Sel 4 yes	Sel 4 no				
Kimberley	2.2	1.1	yes	2	Kimberley	3.4	1.3	no	1	Kimberley	5.8	1.9	no	3	Kimberley	3.5	1.2	no	4	54	14	5	9	21	11	10	15	9	6	4	1	3				
Vaal	1.6	1.2	yes	2	Kimberley	1.4	1.5	no	8	Kimberley	5.3	1.8	no	5	Vaal	4.3	1.8	no	6	1,2&3 Totals For Week																
Vaal	2.1	1.3	no	3	Kimberley	3	1.4	no	9	Kimberley	2.4	1.1	yes	7	Scottsville	6.9	2.6	yes	1	50																
Scottsville	2.4	1.4	no	4	Vaal	2.4	1.3	yes	4	Vaal	2.3	1.1	yes	1	Turffontein	13.5	2.8	no	1	21836	1,2&3 Total to date													Week	508	
Vaal	4	1.5	no	2	Vaal	6.3	1.5	no	8	Fairview	2.9	2.1	yes	4	Fairview	3.3	1.6	no	6	43	Average per week															
Vaal	6.9	2.2	no	5	Scottsville	4.4	1.6	no	2	Fairview	2.4	1.4	yes	7	Fairview	2.1	1.1	yes	4	26295	1,2,3&4 Total to date															
Fairview	1.7	1.2	yes	2	Vaal	2.1	1	yes	7	Greyville	20	4.8	no	7	Greyville	2.7	2.1	yes	3	52	Average per week															
Greyville	3.2	1.2	no	1	Vaal	2.1	1	yes	7	Greyville	3.5	1.4	yes	4	Mauritius	1.8	1.5	yes	5	6295	1,2,3&4 Total to date															
Greyville	4.2	1.9	no	2	Fairview	2.7	2.1	yes	3	Mauritius	1.8	1.5	yes	5	Mauritius	1.8	1.5	yes	5	52	Average per week															
Greyville	1.3	1	no	6	Fairview	3.6	1.6	yes	5	Mauritius	1.8	1.5	yes	5	Mauritius	1.8	1.5	yes	5	Week	10/06/2019 to 16/06/2019															
Mauritius	1.7	1.7	yes	3	Fairview	4.2	2.3	yes	9	Turffontein	5.2	2.1	no	2	Turffontein	5.2	2.1	no	2																	
Borrowdale	6.2	1.8	no	4	Greyville	2.8	1.3	no	3	Turffontein	3.2	1.4	yes	7	Turffontein	3.2	1.4	yes	7	click http://horseracingtips.co.za to go back to Home Page																
Borrowdale	1.6	0	no	6	Greyville	1.7	1.1	no	8	Turffontein	6.7	1.9	yes	8	Turffontein	6.7	1.9	yes	8																	
Greyville	4.6	2.4	yes	4	Mauritius	2.8	1.5	yes	2	Borrowdale	3	1	no	7	Borrowdale	3	1	no	7																	
					Mauritius	1.4	0	yes	6	Greyville	4.4	1.1	yes	1	Greyville	4.4	1.1	yes	1																	
					Mauritius	3.2	1.8	yes	7																											
					Mauritius	3.4	1.8	yes	9																											
					Turffontein	2.8	1.7	no	3																											
					Borrowdale	3.9	2.5	no	2																											
					Greyville	2.8	1.1	yes	5																											
					Greyville	2.2	1.5	no	8																											

Selection No. 1					Selection No. 2					Selection No. 3					Selection No. 4					Totals Data Magic Grid™ Stats Start : September 2010												
Today's Track	Now Win	Now Place	Same Jock?	RACE	Today's Track	Now Win	Now Place	Same Jock?	RACE	Today's Track	Now Win	Now Place	Same Jock?	RACE	Today's Track	Now Win	Now Place	Same Jock?	RACE	Totals For Week	Sel 1 yes	Sel 1 no	Sel 2 yes	Sel 2 no	Sel 3 yes	Sel 3 no	Sel 4 yes	Sel 4 no				
Kenilworth	1.3	1.2	no	2	Kenilworth	5.3	1.7	yes	5	Kenilworth	3.2	1.6	yes	5	Scottsville	5.1	2.2	no	8	53	17	7	10	19	9	10	7	5	2	10	5	5
Kenilworth	1.8	1.3	yes	3	Kenilworth	1.4	1.1	no	6	Scottsville	3.2	1.2	yes	6	Kenilworth	5.4	2.2	yes	7	1,2&3 Totals For Week												
Kenilworth	3.8	1.3	no	4	Kenilworth	5.8	1.9	yes	2	Kenilworth	7.4	3.9	yes	6	Vaal	6.1	1.7	no	7	43												
Kenilworth	2	1.2	no	8	Kenilworth	3.1	1.6	no	4	Fairview	5.1	2.5	yes	8	Mauritius	7.2	2.6	yes	2	21879	1,2&3 Total to date										Week	509
Scottsville	3	1.2	no	3	Kenilworth	2.5	1.8	no	5	Mauritius	5.6	2.1	no	8	Kenilworth	14.2	5.7	no	4	43	Average per week											
Scottsville	4.6	1.5	yes	5	Vaal	2.4	1.4	no	1	Scottsville	3.3	1.1	yes	3	Kenilworth	4.9	2.4	yes	5													
Scottsville	2.9	1	no	7	Vaal	3.4	1.2	yes	2	Kenilworth	3.1	1.4	no	7	Turffontein	2.7	1.1	no	1													
Kenilworth	2.7	1.6	no	8	Fairview	2.5	1.3	no	2						Turffontein	4.9	1.4	yes	2													
Vaal	11.3	3.2	no	8	Fairview	4.4	1.3	no	3						Turffontein	4.6	1.3	yes	4													
Fairview	1.5	1	yes	1	Mauritius	10.1	2.7	no	3						Turffontein	3.9	1.4	no	7													
Fairview	3.8	1.7	yes	5	Mauritius	5	2.6	yes	4																							
Fairview	2.6	1.3	yes	6	Mauritius	3.2	2.5	no	6						26348	1,2,3&4 Total to date																
Fairview	4.5	1.5	no	7	Mauritius	1.4	1	no	7						52	Average per week																
Mauritius	1.7	1.4	yes	5	Scottsville	2.5	1.3	yes	1																							
Scottsville	2.1	1	no	2	Scottsville	1.9	1.2	yes	5																							
Scottsville	5.2	1.6	yes	7	Scottsville	3.4	1.7	yes	8																							
Turffontein	4.3	1.6	no	5	Kenilworth	3.7	2.2	no	6						Week	17/06/2019 to 23/06/2019																
					Turffontein	7.6	2.2	yes	8																							
					Turffontein	11.3	3.1	yes	9																							



click <http://horseracingtips.co.za> to go back to Home Page

Selection No. 1					Selection No. 2					Selection No. 3					Selection No. 4					Totals Data Magic Grid™ Stats Start : September 2010																		
Todays Track	Now Win	Now Place	Same Jock?	RACE	Todays Track	Now Win	Now Place	Same Jock?	RACE	Todays Track	Now Win	Now Place	Same Jock?	RACE	Todays Track	Now Win	Now Place	Same Jock?	RACE	Totals For Week	Sel 1 yes	Sel 1 no	Sel 2 yes	Sel 2 no	Sel 3 yes	Sel 3 no	Sel 4 yes	Sel 4 no										
Kimberley	1.6	1.2	no	1	Kimberley	2.9	1.3	no	2	Kimberley	4.9	1.7	yes	6	Kimberley	3.9	1.5	no	4	71	22	12	10	19	6	13	20	7	13	10	2	8						
Kimberley	2.4	1	yes	3	Kenilworth	9.4	2.2	no	1	Greyville	1.9	1.1	no	1	Greyville	6.1	2	no	8	1,2&3 Totals For Week										21940			1,2&3 Total to date			Week 510		
Kimberley	3.9	1.4	yes	8	Kenilworth	3.6	0	no	2	Vaal	4.2	1.5	no	1	Vaal	4	1.3	no	7	61										43			Average per week					
Kenilworth	4.5	1.6	no	4	Kenilworth	3.2	1.6	yes	3	Vaal	3.7	1.4	no	5	Mauritius	12	4.4	yes	7	26419										52			Average per week					
Greyville	3.8	1.7	no	4	Kenilworth	3.7	1.2	yes	5	Fairview	3.7	1.6	no	5	Greyville	5	1.8	no	3	61																		
Greyville	4.1	1.7	no	5	Greyville	4.4	1.5	yes	3	Mauritius	8.8	1.9	no	1	Greyville	6.6	1.8	yes	6	21940										1,2&3 Total to date			Week 510					
Vaal	1.4	1	yes	3	Vaal	1.9	1.1	no	2	Mauritius	3.6	1.7	yes	3	Turffontein	4.3	2.4	no	2	43										Average per week								
Fairview	2.2	1	no	3	Vaal	3	1.5	no	4	Kenilworth	6.7	2.1	yes	1	Turffontein	4	1.7	no	7	26419										52			Average per week					
Fairview	5	1.9	yes	8	Fairview	3	1	no	2	Kenilworth	6.4	2.4	no	4	Borrowdale	2.7	0	no	1	61																		
Mauritius	2.4	1.1	yes	5	Fairview	2	1.5	no	6	Kenilworth	4	1.5	no	7	Borrowdale	4.1	1.6	no	6	43										Average per week								
Mauritius	3.2	1.6	no	6	Kenilworth	6.3	1.3	no	2	Greyville	11.8	2.1	no	2						26419										1,2,3&4 Total to date								
Mauritius	1.8	1.9	no	8	Kenilworth	2.7	1.1	no	3	Greyville	3.5	1.3	no	4						52										Average per week								
Kenilworth	3.6	1.5	no	6	Kenilworth	3	2	no	9	Greyville	5.1	2.1	no	5						61																		
Mauritius	3.6	1.9	yes	2	Greyville	2.2	1.2	yes	1	Greyville	4.6	1.9	yes	8						43										Average per week								
Mauritius	2.5	1.7	yes	5	Mauritius	5.5	2.8	no	3	Greyville	8.6	2.9	yes	9						26419										1,2,3&4 Total to date								
Mauritius	2.2	1.3	yes	6	Turffontein	3.3	1.8	yes	3	Mauritius	2	1.2	yes	4						52										Average per week								
Mauritius	5.7	1.6	yes	7	Turffontein	3.7	2.6	no	6	Turffontein	9.7	3.3	no	4						61																		
Mauritius	1.6	1.5	yes	8	Borrowdale	2.6	1.5	no	7	Borrowdale	2.7	0	no	2						43										Average per week								
Turffontein	3.7	1.8	no	1	Borrowdale	2.4	1.5	yes	8	Borrowdale	4.5	1.7	no	4						26419										1,2,3&4 Total to date								
Turffontein	1.6	1.3	yes	5						Borrowdale	5	2.7	yes	5						52										Average per week								
Turffontein	7	2.2	yes	8																61																		
Borrowdale	9.3	5.1	no	3																43										Average per week								




click <http://horseracingtips.co.za> to go back to Home Page

Selection No. 1					Selection No. 2					Selection No. 3					Selection No. 4					Totals Data Magic Grid™ Stats Start : September 2010																	
Todays Track	Now Win	Now Place	Same Jock?	RACE	Todays Track	Now Win	Now Place	Same Jock?	RACE	Todays Track	Now Win	Now Place	Same Jock?	RACE	Todays Track	Now Win	Now Place	Same Jock?	RACE	Totals For Week	Sel 1 yes	Sel 1 no	Sel 2 yes	Sel 2 no	Sel 3 yes	Sel 3 no	Sel 4 yes	Sel 4 no									
Kimberley	1.7	1.2	yes	3	Kimberley	5.8	1.8	yes	2	Kimberley	2	1.3	no	1	Kimberley	5.9	2.1	yes	4	52	14	7	7	21	10	11	10	3	7	7	2	5					
Vaal	1.8	1	no	2	Kimberley	2.1	1.4	yes	7	Vaal	3.9	1.4	yes	6	Vaal	3.8	1.6	yes	1	1,2&3 Totals For Week																	
Vaal	6.7	1.7	yes	6	Kimberley	2.4	1	yes	8	Kenilworth	3.6	2.2	no	5	Vaal	10.4	3.3	no	2		45																
Vaal	3.8	1.6	no	9	Vaal	2.3	1.1	yes	3	Kenilworth	4	2.9	no	8	Kenilworth	5.7	2.5	no	2	21985	1,2&3 Total to date		Week 511														
Fairview	1.5	1	no	2	Vaal	11	3.7	no	8	Vaal	4.3	1.5	no	1	Kenilworth	4.8	2.3	no	6		43	Average per week															
Fairview	2.1	1.1	no	3	Kenilworth	3.4	1.3	no	1	Vaal	2.6	1.4	no	3	Turffontein	8.2	2.9	no	4	26471	1,2,3&4 Total to date																
Fairview	7.4	2.2	yes	6	Kenilworth	3.3	0	yes	3	Fairview	4.5	1.7	no	1	Turffontein	7	2.5	no	6		52	Average per week															
Fairview	7.2	2.2	no	7	Kenilworth	4.8	2.5	yes	7	Fairview	2.8	1.3	yes	9	Turffontein	Average per week																					
Mauritius	1.6	1.2	no	4	Vaal	1.8	1.2	no	8	Turffontein	2	1	yes	6				Week 01/07/2019 to 07/07/2019																			
Mauritius	1.7	1	yes	5	Fairview	3.7	1.5	yes	5	Turffontein	6.5	2.5	no	7																							
Mauritius	2.7	1.6	yes	8	Mauritius	3.9	1.2	no	1																												
Turffontein	1.5	1.2	yes	1	Mauritius	3.5	1.6	no	3																												
Turffontein	1.5	1.4	yes	8	Mauritius	1.7	1.2	no	7																												
Turffontein	1.6	1.2	no	5	Turffontein	2.2	1.4	no	2																												
					Turffontein	3.1	1.4	no	3																												
					Turffontein	2.6	1.8	no	5																												
					Greyville	4.9	1.3	yes	7																												
					Turffontein	1.8	1.2	no	1																												
					Turffontein	4.2	1.8	no	2																												
					Turffontein	4	1.6	yes	3																												
					Turffontein	2.8	1.5	yes	8																												



click <http://horseracingtips.co.za> to go back to Home Page

Selection No. 1				Selection No. 2				Selection No. 3				Selection No. 4				Totals Data Magic Grid™ Stats Start : September 2010																
Today's Track	Now Win	Now Place	Same Jock?	RACE	Today's Track	Now Win	Now Place	Same Jock?	RACE	Today's Track	Now Win	Now Place	Same Jock?	RACE	Today's Track	Now Win	Now Place	Same Jock?	RACE	Totals For Week	Sel 1 yes	Sel 1 no	Sel 2 yes	Sel 2 no	Sel 3 yes	Sel 3 no	Sel 4 yes	Sel 4 no				
Fairview	1.2	1	yes	1	Fairview	2.6	1.3	no	4	Kenilworth	2.8	1.6	no	6	Fairview	4.3	1	no	2	56	15	9	6	18	11	7	14	4	10	9	3	6
Fairview	3.9	1.3	no	3	Kenilworth	2.8	1.8	no	1	Kenilworth	1.5	1.6	no	7	Fairview	4.6	1.7	no	5	1,2&3 Totals For Week												
Fairview	3.2	1.6	yes	8	Kenilworth	1.8	1.2	yes	3	Kenilworth	3.3	1.5	no	8	Kenilworth	4.3	1.5	yes	5	47												
Scottsville	2.3	1.3	yes	4	Vaal	2.2	1	no	1	Scottsville	4.3	1.6	no	2	Kenilworth	4.3	1.5	yes	5													
Scottsville	7.4	1.9	no	5	Vaal	4.3	1.6	yes	2	Scottsville	5.3	2.1	yes	6	Fairview	4.6	2.2	yes	6													
Scottsville	3.4	2.3	no	7	Vaal	3.8	1.6	no	3	Scottsville	12.3	3.5	no	3	Mauritius	5.5	1.8	no	3													
Fairview	4.3	1.8	yes	8	Vaal	2.8	1	yes	4	Fairview	2.5	1.2	no	2	Mauritius	3.5	1.5	no	5	22032	1,2&3 Total to date										Week	512
Mauritius	5.4	1.9	yes	2	Vaal	4.5	1.8	yes	5	Fairview	9.7	2.9	yes	4	Borrowdale	12.9	3.8	no	4	43	Average per week											
Turffontein	2.3	1.4	yes	3	Fairview	1.6	1.2	yes	1	Fairview	3.7	1.7	no	5	Borrowdale	14.1	5.1	no	7													
Turffontein	2.9	1.7	yes	7	Fairview	2.4	1.1	no	3	Mauritius	5	1.2	yes	1																		
Scottsville	2.1	1.1	no	1	Mauritius	2.8	1.3	yes	6	Turffontein	3.8	1.3	no	1																		
Scottsville	3.7	1.2	yes	2	Mauritius	1.6	1	yes	7	Turffontein	4.7	1.5	no	8																		
Scottsville	1.6	1	yes	3	Mauritius	5.5	1.3	yes	8	Borrowdale	6.9	2	no	3	26527	1,2,3&4 Total to date																
Scottsville	21.1	5.1	no	6	Turffontein	3.5	1.3	no	2	Scottsville	3.5	1.8	yes	4	52	Average per week																
Scottsville	4.7	1.9	no	7	Turffontein	5.3	2.6	yes	4																							
					Turffontein	3.4	1.3	yes	6																							
					Borrowdale	5.4	2.4	yes	2																							
					Scottsville	3.7	2.2	no	5																							
																				Week						08/07/2019 to 14/07/2019						
																																
																				click http://horseracingtips.co.za to go back to Home Page												

Selection No. 1				Selection No. 2				Selection No. 3				Selection No. 4				Totals Data Magic Grid™ Stats Start : September 2010																
Today's Track	Now Win	Now Place	Same Jock?	RACE	Today's Track	Now Win	Now Place	Same Jock?	RACE	Today's Track	Now Win	Now Place	Same Jock?	RACE	Today's Track	Now Win	Now Place	Same Jock?	RACE	Totals For Week	Sel 1 yes	Sel 1 no	Sel 2 yes	Sel 2 no	Sel 3 yes	Sel 3 no	Sel 4 yes	Sel 4 no				
Kimberley	1.3	1	no	1	Kimberley	4.5	1.5	no	6	Kimberley	7.1	1.7	yes	2	Kimberley	6.2	3	no	5	56	14	3	11	12	5	7	19	12	7	11	4	7
Greyville	2.2	1.1	no	3	Kimberley	4.2	1.7	yes	7	Kimberley	11	3.8	no	4	Durbanville	7.6	1.9	yes	5	1,2&3 Totals For Week												
Vaal	1.4	1.3	no	2	Kimberley	3.1	1.3	yes	8	Durbanville	7	2.8	yes	1	Greyville	6.6	1.8	yes	1	45												
Vaal	1.4	1.4	yes	4	Kimberley	3.3	1.5	no	9	Durbanville	4.5	1.8	no	4	Vaal	9.3	2.9	no	5	22077	1,2&3 Total to date			Week			513					
Fairview	2.9	1.4	no	1	Durbanville	2.6	1.3	no	3	Durbanville	4.5	1.6	no	3	Fairview	5.4	1.8	no	8	43	Average per week											
Mauritius	4.1	4.1	yes	3	Durbanville	5.7	1.8	no	6	Greyville	3.9	1.5	yes	5	Mauritius	13.7	3.4	yes	2	26583	1,2,3&4 Total to date											
Mauritius	1.2	0	no	6	Greyville	2	1	yes	2	Vaal	8.6	2.4	no	2	Mauritius	10.3	1.9	yes	5	52	Average per week											
Mauritius	2.1	1.2	no	7	Greyville	2.6	1.2	no	4	Vaal	2.1	1.2	yes	4	Turffontein	4.6	1.6	no	4	Week 15/07/2019 to 21/07/2019												
Mauritius	2.1	1.2	no	9	Greyville	2.7	1.7	no	7	Vaal	1.5	1.3	yes	8	Turffontein	2.3	0	no	5	 <p>click http://horseracingtips.co.za to go back to Home Page</p>												
Turffontein	1.8	1	yes	3	Vaal	3.6	1.3	yes	1	Vaal	6.3	1.9	no	9	Turffontein	6.5	2.3	no	7													
Kenilworth	4.1	1.6	no	2	Fairview	4.6	1.6	no	3	Fairview	3.8	1.6	yes	4	Kenilworth	5.8	1.9	no	8													
Kenilworth	1.1	1	no	6	Kenilworth	2.2	1.1	yes	1	Mauritius	7.5	2.5	yes	1																		
Greyville	2	1.1	no	1						Turffontein	8.6	3	yes	8																		
Greyville	2.3	1	no	3						Kenilworth	8.2	2.1	yes	3																		
										Kenilworth	4	1.3	yes	4																		
										Kenilworth	4.1	1.7	no	5																		
										Greyville	4.2	1.5	yes	2																		
										Greyville	2.4	1.1	yes	6																		
										Greyville	9.8	2.6	no	8																		

Selection No. 1					Selection No. 2					Selection No. 3					Selection No. 4					Totals Data Magic Grid™ Stats Start : September 2010																		
Today's Track	Now Win	Now Place	Same Jock?	RACE	Today's Track	Now Win	Now Place	Same Jock?	RACE	Today's Track	Now Win	Now Place	Same Jock?	RACE	Today's Track	Now Win	Now Place	Same Jock?	RACE	Totals For Week	Sel 1 yes	Sel 1 no	Sel 2 yes	Sel 2 no	Sel 3 yes	Sel 3 no	Sel 4 yes	Sel 4 no										
Kimberley	6.3	1.8	no	5	Vaal	1.5	1	yes	4	Kimberley	7	1.9	no	2	Kimberley	4.8	1.8	no	3	46	11	2	9	15	6	9	13	6	7	7	4	3						
Kimberley	9.7	3	yes	9	Vaal	5.2	1.6	yes	6	Kimberley	3.8	1.6	yes	6	Scottsville	15.8	3	yes	5	1,2&3 Totals For Week																		
Vaal	1.5	1	no	1	Scottsville	7.2	2.2	yes	1	Vaal	4.2	1.3	no	2	Vaal	6.4	1.9	yes	4	39																		
Scottsville	2	1.2	no	3	Scottsville	7.5	2.2	no	4	Vaal	10.1	3.6	yes	3	Fairview	5.6	2.7	yes	3																			
Vaal	3.4	1.1	no	1	Vaal	2.2	1.3	no	2	Vaal	6.8	2	yes	8	Borrowdale	2	0	no	3																			
Fairview	2.5	1.4	no	1	Vaal	2.5	1.2	no	3	Scottsville	3.7	1.5	no	7	Borrowdale	11.7	3.7	no	8																			
Borrowdale	1	0	no	6	Vaal	2.9	1.3	no	5	Scottsville	9.4	2.2	yes	8	Turffontein	4.7	2	yes	4	22116	1,2&3 Total to date				Week 514													
Borrowdale	10.5	1.5	no	9	Fairview	4.4	1.7	no	5	Vaal	7.1	1.8	no	7																								
Turffontein	2.6	1.3	no	1	Fairview	2	1	yes	7	Vaal	2.6	1.3	yes	8																								
Turffontein	3.9	1	yes	2	Kenilworth	3.4	1.6	yes	3	Vaal	5.4	1.8	no	9																								
Turffontein	2.7	1.1	no	6	Kenilworth	2.7	1.5	no	4	Fairview	6.6	1.9	yes	2																								
					Kenilworth	1.7	1.3	no	5	Fairview	6.8	2.5	no	4																								
					Kenilworth	5	2.9	no	7	Turffontein	1.6	1.1	no	3																								
					Borrowdale	3.2	1.8	no	5																													
					Borrowdale	2	1.6	yes	7																													
																				26629		1,2,3&4 Total to date																
																				52		Average per week																
																				Week		22/07/2019 to 28/07/2019																




click <http://horseracingtips.co.za> to go back to Home Page

Selection No. 1				Selection No. 2				Selection No. 3				Selection No. 4				Totals Data																
Today's Track	Now Win	Now Place	Same Jock?	RACE	Today's Track	Now Win	Now Place	Same Jock?	RACE	Today's Track	Now Win	Now Place	Same Jock?	RACE	Today's Track	Now Win	Now Place	Same Jock?	RACE	Totals For Week	Sel 1 yes	Sel 1 no	Sel 2 yes	Sel 2 no	Sel 3 yes	Sel 3 no	Sel 4 yes	Sel 4 no				
Fairview	1.2	1	no	2	Fairview	3.3	1.8	yes	3	Fairview	3	1.2	no	1	Fairview	3.8	1.6	no	4	49	14	3	11	16	9	7	12	5	7	7	1	6
Greyville	1.4	1	yes	1	Fairview	2.1	1.1	no	5	Fairview	4.2	1.6	no	6	Fairview	3.1	1.6	yes	8	1,2&3 Totals For Week												
Greyville	3.4	1.4	no	3	Fairview	2.6	1.1	yes	7	Greyville	6.8	2.1	no	4	Vaal	5.4	1.9	no	2	42												
Greyville	3.2	1.4	no	8	Greyville	2.7	1.3	yes	2	Vaal	3	1.6	yes	3	Vaal	6.7	0	no	4	22158	1,2&3 Total to date			Week 515								
Vaal	1.6	1	no	1	Greyville	4.5	2.2	yes	7	Vaal	3.4	1.8	no	6	Fairview	6.4	2.8	no	5	43	Average per week											
Vaal	1.7	1	yes	5	Fairview	2.7	1.3	no	1	Vaal	12.2	3.7	yes	7	Fairview	17.3	3.7	no	6	26678	1,2,3&4 Total to date											
Vaal	12.5	3.6	yes	9	Fairview	1.5	1	yes	2	Mauritius	2.4	3.3	yes	1	Kenilworth	2.8	0	no	6	52	Average per week											
Fairview	2.7	1.4	no	3	Fairview	2.7	1.5	no	7	Mauritius	4.7	1.6	no	3		Week 29/07/2019 to 04/08/2019																
Fairview	6.1	2.1	no	8	Mauritius	5.6	1.6	yes	4	Mauritius	4.4	1.3	yes	6																		
Mauritius	3.7	2.3	no	8	Mauritius	4.4	3.7	no	5	Kenilworth	3	1.3	no	8																		
Kenilworth	1.5	1	no	3	Kenilworth	3.5	1.4	no	2	Scottsville	3.1	1.3	no	4																		
Kenilworth	2.9	1.5	no	7	Kenilworth	4.6	1.6	yes	4	Scottsville	2.8	1.3	yes	6																		
Scottsville	3.1	1.2	no	2	Kenilworth	2.9	1.3	no	5																							
Scottsville	2.3	1.2	no	5	Scottsville	1.9	1.1	no	1																							
					Scottsville	1.4	1	yes	3																							
					Scottsville	4	1.4	yes	7																							





click <http://horseracingtips.co.za> to go back to Home Page

Selection No. 1				Selection No. 2				Selection No. 3				Selection No. 4				Totals Data Magic Grid™ Stats Start : September 2010																		
Today's Track	Now Win	Now Place	Same Jock?	RACE	Today's Track	Now Win	Now Place	Same Jock?	RACE	Today's Track	Now Win	Now Place	Same Jock?	RACE	Today's Track	Now Win	Now Place	Same Jock?	RACE	Totals For Week	Sel 1	Sel 1	Sel 1	Sel 2	Sel 2	Sel 2	Sel 3	Sel 3	Sel 3	Sel 4	Sel 4	Sel 4		
																					1	yes	no	2	yes	no	3	yes	no	4	yes	no		
Fairview	2.2	1.6	yes	8	Fairview	6.6	2.5	yes	7	Fairview	11.7	2.2	yes	5	Fairview	7	2.2	no	2	57	17	9	8	18	7	11	16	6	10	6	2	4		
Vaal	3.8	1.3	yes	5	Vaal	3.5	1.2	no	1	Fairview	4.7	2.5	no	6	Fairview	6.7	3	no	4	1,2&3 Totals For Week														
Vaal	3.3	1.3	yes	6	Vaal	3.7	1.4	no	3	Vaal	4.8	3.2	no	7	Vaal	6.9	0	yes	2	51														
Vaal	4.7	1.9	no	9	Scottsville	2.1	1.6	yes	3	Scottsville	6.2	1.9	yes	1	Fairview	5	1.6	yes	7	22209	1,2&3 Total to date												Week	516
Scottsville	4	1.6	no	2	Scottsville	10	2.6	yes	4	Scottsville	1.9	1	no	8	Turffontein	8.6	2.4	no	8	43	Average per week													
Scottsville	2.1	1.2	yes	6	Vaal	2.9	1.6	no	1	Vaal	2.5	0	yes	5	Greyville	4.5	1.4	no	2	26735	1,2,3&4 Total to date													
Scottsville	3.9	1.4	no	7	Vaal	2.8	1.1	no	3	Vaal	6.5	2.6	no	6						52	Average per week													
Fairview	3.2	1.3	no	1	Vaal	1.8	1.2	yes	4	Fairview	4.4	1.6	no	3						Week 05/08/2019 to 11/08/2019														
Fairview	1.5	1	yes	2	Vaal	2.2	1.4	no	7	Mauritius	4.4	1.5	no	3																				
Fairview	1.6	1	yes	5	Fairview	4.4	1.6	yes	4	Mauritius	2.4	1.2	yes	5						click http://horseracingtips.co.za to go back to Home Page														
Fairview	3.1	1.5	no	8	Fairview	5.2	2.8	no	6	Mauritius	1.9	1.2	yes	6																				
Mauritius	7.5	1.9	no	1	Turffontein	2.7	1.4	no	4	Mauritius	2.1	1.3	no	7																				
Turffontein	1.6	1	yes	3	Turffontein	1.7	1.1	yes	5	Turffontein	1.7	0	no	2																				
Kenilworth	4.3	1.5	no	2	Turffontein	2.6	0	no	7	Turffontein	4.3	2.4	yes	6																				
Kenilworth	1.8	1	yes	4	Kenilworth	3.4	1.8	no	5	Kenilworth	7.5	3.5	no	6																				
Greyville	2.2	1.2	no	1	Greyville	1.8	1.3	no	3	Greyville	3.1	1.4	no	8																				
Greyville	2	1	yes	5	Greyville	7.3	2.8	no	4																									
					Greyville	3.5	1.3	yes	6																									

Selection No. 1				Selection No. 2				Selection No. 3				Selection No. 4				Totals Data																
Today's Track	Now Win	Now Place	Same Jock?	RACE	Today's Track	Now Win	Now Place	Same Jock?	RACE	Today's Track	Now Win	Now Place	Same Jock?	RACE	Today's Track	Now Win	Now Place	Same Jock?	RACE	Totals For Week	Sel 1	Sel 1	Sel 1	Sel 2	Sel 2	Sel 2	Sel 3	Sel 3	Sel 3	Sel 4	Sel 4	Sel 4
																					1	yes	no	2	yes	no	3	yes	no	4	yes	no
Kimberley	1.7	1.3	no	1	Kimberley	5.8	1.7	no	2	Kimberley	4.4	1.5	yes	5	Vaal	9.5	2.4	no	4	40	11	6	5	14	7	7	12	4	8	3	2	1
Kimberley	2.3	1.2	yes	7	Kimberley	2.4	1	yes	4	Kenilworth	5.4	1.9	yes	4	Fairview	4.5	2.3	yes	5	1,2&3 Totals For Week												
Kenilworth	4	1.3	yes	2	Kenilworth	4.9	1.5	yes	1	Greyville	2.6	1.2	no	1	Turffontein	4.1	1.6	yes	9	37												
Vaal	7.1	1.7	yes	2	Kenilworth	3.2	1.4	yes	3	Greyville	1.8	1.2	no	3	22246 1,2&3 Total to date																	
Fairview	2.6	1.7	no	1	Kenilworth	2.5	1.2	no	6	Greyville	2	1.1	yes	4	Week 517																	
Fairview	1.1	1	yes	8	Greyville	6.8	2.2	no	2	Greyville	4.2	1.7	no	5	43 Average per week																	
Mauritius	3.8	1.4	yes	4	Vaal	2.2	1.1	no	3	Greyville	5.6	1.9	no	8	26775 1,2,3&4 Total to date																	
Mauritius	3.2	1.8	yes	7	Vaal	4.7	1.8	no	7	Fairview	2.1	1.2	no	3	52 Average per week																	
Turffontein	2.3	1.4	no	2	Fairview	3.1	1.9	yes	6	Turffontein	4.4	1.7	no	3	Week 12/08/2019 to 18/08/2019																	
Turffontein	2.9	1.4	no	8	Mauritius	9.6	1.8	no	1	Greyville	2.7	1.6	no	5	 <p>click http://horseracingtips.co.za to go back to Home Page</p>																	
Greyville	2	1.1	no	1	Mauritius	2.9	1.6	yes	3	Greyville	4.1	1.6	no	6																		
					Mauritius	2.7	2	yes	6	Greyville	4.1	1.5	yes	8																		
					Greyville	2.5	1.2	yes	2																							
					Greyville	2.5	1.3	no	3																							

Selection No. 1				Selection No. 2				Selection No. 3				Selection No. 4				Totals Data																
Today's Track	Now Win	Now Place	Same Jock?	RACE	Today's Track	Now Win	Now Place	Same Jock?	RACE	Today's Track	Now Win	Now Place	Same Jock?	RACE	Today's Track	Now Win	Now Place	Same Jock?	RACE	Totals For Week	Sel 1	Sel 1	Sel 1	Sel 2	Sel 2	Sel 2	Sel 3	Sel 3	Sel 3	Sel 4	Sel 4	Sel 4
																					1	yes	no	2	yes	no	3	yes	no	4	yes	no
Kimberley	1.4	1	yes	2	Kimberley	5	1.3	no	3	Kimberley	1.9	1	no	8	Turffontein	15.9	0	no	2	51	18	8	10	10	4	6	15	4	11	8	3	5
Kimberley	3.2	1.2	yes	4	Kimberley	2.3	1	no	6	Turffontein	5.4	0	yes	8	Greyville	6.3	2.8	no	3	1,2&3 Totals For Week												
Turffontein	2.7	1.4	yes	1	Turffontein	2.5	1	yes	3	Turffontein	3.1	1.4	no	9	Vaal	6.9	2.9	no	7	43												
Greyville	1.9	1	yes	1	Turffontein	2.9	1.4	no	7	Greyville	3.2	0	no	2	Mauritius	6.5	2.1	no	4	22289	1,2&3 Total to date			Week 518								
Greyville	2.4	1.4	yes	5	Fairview	10.4	2.6	yes	3	Greyville	4.1	1.6	no	7	Turffontein	5.8	1.8	yes	2	43	Average per week											
Vaal	2	0	no	1	Fairview	4.7	1.8	no	4	Greyville	7.4	2.3	no	8	Turffontein	2.6	1.5	no	4	26826	1,2,3&4 Total to date											
Vaal	2.8	1.3	no	6	Fairview	9.6	2.9	yes	7	Fairview	6.5	2	yes	8	Kenilworth	4	1.9	yes	2	52	Average per week											
Vaal	2.2	1	yes	8	Kenilworth	2.2	1	no	4	Mauritius	3.6	1.7	no	6	Greyville	7.1	2.9	yes	3	Week 19/08/2019 to 25/08/2019												
Fairview	3.9	1.5	no	1	Kenilworth	3.1	1.6	yes	7	Mauritius	7.2	1.2	no	7																		
Mauritius	2.2	1.4	no	2	Greyville	2.3	1.1	no	1	Turffontein	6.6	2	yes	5						click http://horseracingtips.co.za to go back to Home Page												
Mauritius	4.2	1	no	5						Kenilworth	5.3	1.6	no	5																		
Mauritius	2.9	1.9	no	8						Greyville	4.2	3	no	2																		
Turffontein	1.8	1.3	no	3						Greyville	2.9	1.2	no	4																		
Turffontein	2.1	1.6	no	8						Greyville	4.8	2.4	no	5																		
Turffontein	3.2	1.6	yes	9						Greyville	2	1.3	yes	7																		
Kenilworth	5.4	1.6	no	1																												
Kenilworth	2.4	1	no	3																												
Greyville	1.7	1	yes	8																												

Selection No. 1					Selection No. 2					Selection No. 3					Selection No. 4					Totals Data Magic Grid™ Stats Start : September 2010													
Today's Track	Now Win	Now Place	Same Jock?	RACE	Today's Track	Now Win	Now Place	Same Jock?	RACE	Today's Track	Now Win	Now Place	Same Jock?	RACE	Today's Track	Now Win	Now Place	Same Jock?	RACE	Totals For Week	Sel 1 yes	Sel 1 no	Sel 2 yes	Sel 2 no	Sel 3 yes	Sel 3 no	Sel 4 yes	Sel 4 no					
Kimberley	2	1	yes	6	Kimberley	1.6	1.2	yes	4	Durbanville	5.2	1.5	no	5	Kimberley	3.8	1.3	yes	1	47	17	7	10	9	5	4	11	4	7	10	8	2	
Durbanville	2.8	1.2	no	1	Durbanville	7.5	4.4	no	4	Scottsville	2.8	1.3	no	5	Kimberley	3.3	1.3	yes	9	1,2&3 Totals For Week													
Durbanville	2.9	1.3	no	3	Durbanville	4.1	2.5	no	6	Vaal	8.3	3.4	no	1	Vaal	3.5	1.7	yes	6	37													
Durbanville	5.6	3.9	no	7	Scottsville	10.7	2.8	no	1	Vaal	6.9	2	no	2	Vaal	3.6	1.9	no	7	22326	1,2&3 Total to date											Week	519
Durbanville	10.2	3.1	yes	8	Vaal	2.6	1.3	yes	5	Vaal	4.6	1.6	yes	8	Vaal	6	2	yes	9	43 Average per week													
Scottsville	2.7	1.2	yes	2	Fairview	1.4	1	no	2	Fairview	2.7	1.7	yes	3	Fairview	7.1	1.8	yes	9	26873 1,2,3&4 Total to date													
Scottsville	1.3	1.1	yes	3	Turffontein	1.8	1.9	yes	3	Fairview	4.2	1.4	no	4	Turffontein	4.2	1.9	yes	6	52 Average per week													
Scottsville	9.5	3.8	yes	4	Turffontein	3.5	1.8	yes	8	Turffontein	3	1.4	yes	1	Mauritius	3	1.4	yes	3	Week 26/08/2019 to 01/09/2019													
Scottsville	7.9	2.6	no	6	Greyville	3.4	2	yes	4	Turffontein	1.1	1.1	yes	7	Mauritius	2.4	1.5	yes	5														
Scottsville	4.8	1.9	no	7						Mauritius	8.6	2	no	4	Mauritius	5.8	1.4	no	6	click http://horseracingtips.co.za to go back to Home Page													
Vaal	2.5	1.2	no	3						Mauritius	5.5	1.2	no	8																			
Fairview	4.1	1.6	yes	5																													
Fairview	4.3	2.1	no	7																													
Fairview	2.9	1.3	no	8																													
Mauritius	1.7	1.2	no	7																													
Greyville	7.2	2.3	no	5																													
Greyville	2.3	1.1	yes	7																													

Selection No. 1					Selection No. 2					Selection No. 3					Selection No. 4					Totals Data Magic Grid™ Stats Start : September 2010																			
Today's Track	Now Win	Now Place	Same Jock?	RACE	Today's Track	Now Win	Now Place	Same Jock?	RACE	Today's Track	Now Win	Now Place	Same Jock?	RACE	Today's Track	Now Win	Now Place	Same Jock?	RACE	Totals For Week	Sel 1	Sel 1 yes	Sel 1 no	Sel 2	Sel 2 yes	Sel 2 no	Sel 3	Sel 3 yes	Sel 3 no	Sel 4	Sel 4 yes	Sel 4 no							
Fairview	2.2	1.1	yes	1	Turffontein	3.3	1.4	no	2	Fairview	3.3	1.2	no	4	Fairview	9.1	3	yes	3	62	19	7	12	11	4	7	16	7	9	16	5	11							
Fairview	2.5	1.3	yes	5	Turffontein	9.6	2.4	no	9	Turffontein	2.7	1.2	yes	3	Fairview	2.8	1.2	no	6	1,2&3 Totals For Week																			
Turffontein	5.8	2.2	no	8	Kenilworth	3.8	1.7	yes	3	Kenilworth	2.6	1.4	no	2	Turffontein	2.7	1.3	no	1	46																			
Kenilworth	3.4	1.5	no	6	Kenilworth	2	1	yes	4	Kenilworth	2.7	1	yes	5	Turffontein	8.9	2.7	no	2	22372	1,2&3 Total to date										Week	520							
Turffontein	3.8	2.5	yes	4	Borrowdale	7.8	1.8	no	5	Kenilworth	5.4	1.5	no	7	Fairview	4.6	2.2	yes	2	43	Average per week																		
Turffontein	1.6	1	yes	5	Turffontein	2.2	1.4	yes	2	Kenilworth	4.2	1.3	yes	8	Mauritius	4.7	1.1	yes	5	26935	1,2,3&4 Total to date																		
Turffontein	1.8	1.1	no	8	Turffontein	4.2	1.9	no	6	Turffontein	8.2	2.4	no	1	Mauritius	5.6	1	no	8	52	Average per week																		
Fairview	3.1	1.4	no	1	Turffontein	2.5	1.5	no	7	Turffontein	3.5	1.6	no	7	Borrowdale	3.6	0	no	2	Week 02/09/2019 to 08/09/2019																			
Fairview	1.4	1	no	4	Turffontein	3.3	1.5	no	8	Fairview	8.5	2.6	yes	8	Borrowdale	7.5	2.7	no	3																				
Mauritius	6.3	5.2	no	3	Kenilworth	4	2.1	yes	4	Mauritius	6.7	1.8	no	1	Borrowdale	2.4	2.4	no	4	click http://horseracingtips.co.za to go back to Home Page																			
Mauritius	2	2.6	no	6	Kenilworth	5.8	2.1	no	6	Mauritius	6.9	1.9	yes	2	Borrowdale	3.2	3.3	no	8																				
Borrowdale	2	2.6	yes	7						Mauritius	4.9	1.6	no	7	Kenilworth	7.1	1.9	no	3																				
Turffontein	3.4	1.3	no	1						Borrowdale	4.1	0	no	1	Kenilworth	3.6	2.7	no	5																				
Turffontein	1.6	1.1	no	3						Kenilworth	3.5	1.6	yes	1	Kenilworth	15.5	5	no	7																				
Turffontein	4.1	2.2	yes	5						Kenilworth	2.8	1.3	no	2	Greyville	4.2	1.6	yes	3																				
Kenilworth	4.3	1.3	yes	8						Greyville	2.6	1.3	yes	5	Greyville	4.7	1.6	yes	6																				
Greyville	1.5	1	no	2																																			
Greyville	2.8	1.3	no	7																																			
Greyville	1.5	1	no	8																																			

Selection No. 1					Selection No. 2					Selection No. 3					Selection No. 4					Totals Data													
																				Magic Grid™ Stats Start : September 2010													
Today's Track	Now Win	Now Place	Same Jock?	RACE	Today's Track	Now Win	Now Place	Same Jock?	RACE	Today's Track	Now Win	Now Place	Same Jock?	RACE	Today's Track	Now Win	Now Place	Same Jock?	RACE	Totals For Week	Sel 1 yes	Sel 1 no	Sel 2 yes	Sel 2 no	Sel 3 yes	Sel 3 no	Sel 4 yes	Sel 4 no					
Kimberley	3.6	1.6	yes	8	Kimberley	3.4	1.4	yes	9	Kimberley	7.8	1.6	no	1	Kimberley	2.6	1.4	yes	4	52	17	6	11	14	7	7	11	4	7	10	6	4	
Durbanville	6	2.2	no	2	Durbanville	2.7	1.5	yes	4	Durbanville	3.2	1.3	no	1	Kimberley	3.2	1.3	yes	6	1,2&3 Totals For Week													
Scottsville	1.9	1.4	yes	7	Durbanville	3.1	1.7	no	6	Scottsville	2.7	1.3	no	2	Durbanville	3.5	1.5	yes	3	42													
Scottsville	3.2	1.3	yes	8	Durbanville	2	1.3	no	8	Turffontein	11.1	2.9	no	2	Durbanville	2.6	1.4	yes	7														
Turffontein	2.4	1.3	no	1	Fairview	2.6	1.3	no	5	Turffontein	11.9	3.6	yes	8	Scottsville	6.7	2	yes	1														
Turffontein	1.7	1	no	4	Fairview	1.8	1.1	yes	7	Fairview	2.9	1.7	no	1	Scottsville	4.1	1.8	no	3	22414	1,2&3 Total to date				Week 521								
Turffontein	2.9	1.5	no	9	Turffontein	3.6	1.6	no	2	Fairview	3.3	1.4	yes	2	Turffontein	5.2	1.8	no	3														
Fairview	2.1	1.1	no	3	Turffontein	3.9	1.7	no	7	Mauritius	1.5	1.2	no	4	Turffontein	8.8	2.6	no	5	43	Average per week												
Fairview	3	1.3	yes	6	Turffontein	5.2	1.8	yes	8	Mauritius	2.3	3.5	yes	5	Mauritius	5.1	1.4	yes	2														
Mauritius	2.1	1.4	no	3	Durbanville	3.5	1.1	yes	1	Mauritius	2	1.8	yes	7	Scottsville	4.1	1.4	no	8														
Turffontein	4.1	2.2	no	5	Durbanville	2.7	1.5	no	3	Durbanville	5.7	1.6	no	8																			
Turffontein	4.1	1.7	no	6	Durbanville	2.1	1.1	yes	6																								
Durbanville	2.3	1	no	2	Scottsville	3.5	1.5	no	3																								
Durbanville	1.9	1	no	4	Scottsville	3.6	1.8	yes	7																								
Durbanville	5.8	1.9	no	7																													
Scottsville	5.3	2.1	yes	5																													
Scottsville	5.1	1.7	yes	6																													
																				26987 1,2,3&4 Total to date													
																				52 Average per week													
																				Week 09/09/2019 to 15/09/2019													




click <http://horseracingtips.co.za> to go back to Home Page

Selection No. 1				Selection No. 2				Selection No. 3				Selection No. 4				Totals Data Magic Grid™ Stats Start : September 2010																	
Today's Track	Now Win	Now Place	Same Jock?	RACE	Today's Track	Now Win	Now Place	Same Jock?	RACE	Today's Track	Now Win	Now Place	Same Jock?	RACE	Today's Track	Now Win	Now Place	Same Jock?	RACE	Totals For Week	Sel 1 yes	Sel 1 no	Sel 2 yes	Sel 2 no	Sel 3 yes	Sel 3 no	Sel 4 yes	Sel 4 no					
Kimberley	5.7	1.6	yes	4	Turffontein	2.4	0	no	3	Greyville	3.5	1.6	no	7	Kimberley	6.1	1.7	no	6	50	17	7	10	15	7	8	11	6	5	7	2	5	
Kimberley	7.7	2.7	yes	7	Turffontein	6.5	2.7	no	6	Vaal	4.9	1.7	yes	2	Vaal	3.5	1.3	no	7	1,2&3 Totals For Week													
Turffontein	2.5	1.1	yes	1	Greyville	1.8	1	no	4	Fairview	3	1.5	no	2	Turffontein	4.7	1.8	yes	5	43													
Greyville	3.4	1.9	no	3	Fairview	1.7	1	yes	3	Mauritius	1.6	2.4	no	3	Durbanville	5.9	0	no	2														
Greyville	1.8	1	yes	6	Mauritius	7.4	1.9	yes	1	Mauritius	9.1	1.6	yes	7	Scottsville	2.2	1.2	yes	7	22457	1,2&3 Total to date				Week 522								
Vaal	2.7	1.4	no	3	Turffontein	1.7	1.3	yes	4	Mauritius	3.8	1	yes	8	Scottsville	9.3	2.5	no	9														
Fairview	1.8	1	no	1	Turffontein	4.7	2.5	yes	8	Turffontein	3.6	0	yes	2																			
Fairview	3.2	1.7	yes	6	Borrowdale	1.8	0	no	1	Borrowdale	3	5.5	no	3																			
Fairview	11.1	3.2	no	7	Borrowdale	2	1.1	no	2	Durbanville	8.2	2.3	no	1																			
Mauritius	3.5	2	yes	2	Durbanville	2.4	1.4	yes	3	Durbanville	3.2	1.3	yes	4																			
Turffontein	1.7	1	no	1	Durbanville	2.3	1	no	6																								
Turffontein	1.8	1.2	no	3	Scottsville	1.9	1	no	4																								
Borrowdale	2.6	0	no	4	Scottsville	3.3	1.7	yes	5																								
Borrowdale	1.9	1.6	yes	5	Scottsville	2.8	1.1	yes	8																								
Borrowdale	1.5	0	no	7																													
Scottsville	2.2	1	no	2																													
																				27037 1,2,3&4 Total to date													
																				52 Average per week													
																				Week 16/09/2019 to 22/09/2019													



click <http://horseracingtips.co.za> to go back to Home Page

Selection No. 1				Selection No. 2				Selection No. 3				Selection No. 4				Totals Data Magic Grid™ Stats Start : September 2010																			
Today's Track	Now Win	Now Place	Same Jock?	RACE	Today's Track	Now Win	Now Place	Same Jock?	RACE	Today's Track	Now Win	Now Place	Same Jock?	RACE	Today's Track	Now Win	Now Place	Same Jock?	RACE	Totals For Week	Sel 1	Sel 1	Sel 1	Sel 2	Sel 2	Sel 2	Sel 3	Sel 3	Sel 3	Sel 4	Sel 4	Sel 4			
																					1	yes	no	2	yes	no	3	yes	no	4	yes	no			
Kimberley	4.6	2.1	yes	3	Kimberley	3.8	2.1	no	1	Kimberley	2.9	1.3	yes	5	Kimberley	2.7	1.2	no	7	54	19	9	10	16	5	11	9	5	4	10	4	6			
Turffontein	1.9	1.4	no	5	Kimberley	3.4	1.6	yes	2	Kimberley	3	1.5	yes	9	Turffontein	4.4	1.9	no	1	1,2&3 Totals For Week															
Greyville	1.5	1.3	yes	1	Turffontein	3.6	1.5	no	3	Turffontein	3.5	1.7	no	9	Turffontein	18	4	yes	8	44															
Greyville	1.6	1	no	3	Turffontein	3.6	1.9	yes	4	Vaal	2.3	1.2	yes	2	Greyville	3.6	1.3	yes	8	22501	1,2&3 Total to date													Week	523
Vaal	4.3	2.1	no	1	Turffontein	3.6	2.1	yes	7	Vaal	3	1.2	no	8	Vaal	8.4	2.3	no	3	43	Average per week														
Vaal	5.7	2.9	yes	7	Vaal	3.8	1.6	yes	4	Fairview	5.6	2.7	no	1	Vaal	5.3	2.1	yes	6																
Fairview	1.7	1	yes	2	Fairview	2.2	1.5	no	3	Mauritius	3.9	1.3	yes	2	Fairview	4.7	1.6	no	7																
Fairview	1.6	1	no	4	Fairview	4.3	1.5	no	8	Turffontein	4.6	1.8	yes	7	Turffontein	8.7	2	no	6																
Fairview	10.3	3.7	no	6	Mauritius	2	1.2	no	1	Greyville	6.6	2.4	no	6	Turffontein	4.2	1.6	no	9	27091	1,2,3&4 Total to date														
Mauritius	3.4	1.3	yes	4	Mauritius	3.4	1.6	yes	3						Durbanville	11	3.1	yes	8	52	Average per week														
Mauritius	2.9	4.1	yes	5	Mauritius	3.3	1.6	no	7																										
Mauritius	5.4	1.6	no	8	Turffontein	2.2	1.2	no	3																										
Turffontein	5.9	1.6	no	4	Turffontein	3.4	1.1	no	8																										
Durbanville	2.3	1	yes	2	Durbanville	4.2	1.6	no	1																										
Durbanville	1.8	1	yes	6	Durbanville	7.7	2	no	4																										
Greyville	10.3	2.7	no	1	Durbanville	2.5	1.4	no	7																										
Greyville	2	1.3	no	2																															
Greyville	2.1	1.4	yes	4																															
Greyville	3.6	2	no	5																															
																			Week 23/09/2019 to 29/09/2019																
																			 click http://horseracingtips.co.za to go back to Home Page																

Selection No. 1					Selection No. 2					Selection No. 3					Selection No. 4					Totals Data Magic Grid™ Stats Start : September 2010																
Today's Track	Now Win	Now Place	Same Jock?	RACE	Today's Track	Now Win	Now Place	Same Jock?	RACE	Today's Track	Now Win	Now Place	Same Jock?	RACE	Today's Track	Now Win	Now Place	Same Jock?	RACE	Totals For Week	Sel 1 yes	Sel 1 no	Sel 2 yes	Sel 2 no	Sel 3 yes	Sel 3 no	Sel 4 yes	Sel 4 no								
Fairview	7.7	2.4	no	6	Fairview	4.2	1.5	no	3	Fairview	7.4	2.1	no	8	Fairview	12.5	4.3	no	4	65	22	12	10	25	16	9	6	2	4	12	7	5				
Vaal	1.9	1	no	2	Fairview	3.5	1.8	yes	5	Greyville	12.3	3.3	no	6	Fairview	3.9	1.6	yes	7																	
Vaal	4.5	2.4	no	5	Vaal	1.8	1.2	no	5	Mauritius	13.9	2.4	no	2	Vaal	4.7	1.8	yes	4	1,2&3 Totals For Week																
Vaal	4.4	1.7	yes	7	Greyville	4.3	1.9	yes	2	Durbanville	3.3	1.3	yes	4	Greyville	4.6	1.7	yes	1	53																
Greyville	3.7	1.3	yes	4	Fairview	3.6	1.7	no	4	Greyville	4.4	1.5	yes	2	Vaal	3.4	1.1	no	1																	
Greyville	4.7	1.3	yes	5	Fairview	4.4	1.8	yes	7	Greyville	5	1.7	no	8	Fairview	5.9	2.8	yes	5	22554	1,2&3 Total to date				Week 524											
Greyville	2.5	1.3	yes	8	Greyville	3.9	1	yes	1						Greyville	3.3	1.3	no	8	43	Average per week															
Vaal	2.3	0	no	3	Greyville	2.7	1.5	no	2						Turffontein	3.1	1.3	yes	4																	
Vaal	2	1.1	no	5	Greyville	5.4	1.5	no	4						Borrowdale	2.8	1.1	no	2																	
Fairview	4.5	1.6	no	1	Greyville	4.7	1.4	yes	5						Borrowdale	3.8	2	no	3																	
Fairview	5.9	2	yes	6	Mauritius	1.9	1.8	yes	4						Greyville	10.6	2.6	yes	3	27156	1,2,3&4 Total to date															
Fairview	3.4	1.2	yes	8	Mauritius	4.3	4.2	yes	5						Greyville	6.5	2	yes	4	52	Average per week															
Greyville	5	1.8	no	7	Mauritius	2.2	1	yes	7																											
Mauritius	6.1	1.3	yes	6	Mauritius	2.3	1.2	yes	8																											
Turffontein	2.9	1.1	yes	5	Turffontein	2.2	1.1	yes	2																											
Turffontein	3.4	1.3	yes	6	Turffontein	4	1.4	yes	3																											
Borrowdale	4.2	0	no	7	Turffontein	6.2	2	yes	9																											
Durbanville	6.6	2.6	no	1	Borrowdale	2.4	4.4	no	4																											
Durbanville	1.6	1.2	yes	2	Borrowdale	17.1	3.8	yes	6																											
Durbanville	2.8	1.5	yes	5	Durbanville	5.3	1.7	yes	3																											
Durbanville	1.5	1.1	no	6	Durbanville	2.5	1.2	yes	7																											
Greyville	1.8	1.2	yes	7	Durbanville	3.4	1.4	no	8																											
					Greyville	4	1.1	no	1																											
					Greyville	11.1	3.5	yes	5																											
					Greyville	3	1.4	no	6																											





click <http://horseracingtips.co.za> to go back to Home Page


Selection No. 1				Selection No. 2				Selection No. 3				Selection No. 4				Totals Data Magic Grid™ Stats Start : September 2010																
Today's Track	Now Win	Now Place	Same Jock?	RACE	Today's Track	Now Win	Now Place	Same Jock?	RACE	Today's Track	Now Win	Now Place	Same Jock?	RACE	Today's Track	Now Win	Now Place	Same Jock?	RACE	Totals For Week	Sel 1 yes	Sel 1 no	Sel 2 yes	Sel 2 no	Sel 3 yes	Sel 3 no	Sel 4 yes	Sel 4 no				
Kimberley	5.2	1.8	yes	7	Kimberley	2.2	1.2	yes	1	Kimberley	2.8	1.2	no	4	Turffontein	5.3	1.8	no	4	52	14	9	5	18	9	9	11	3	8	9	5	4
Durbanville	4	1.7	yes	4	Kimberley	1.9	1.3	yes	2	Kimberley	4.4	1.7	no	5	Durbanville	12.7	3.5	no	2	1,2&3 Totals For Week												
Vaal	1.7	1.1	no	3	Turffontein	3.5	1.3	yes	3	Turffontein	6.6	2.6	no	1	Durbanville	2.9	1.3	yes	6	43												
Fairview	3.8	1.9	no	2	Turffontein	2.1	1.6	no	7	Turffontein	12.2	2.7	no	5	Vaal	4.2	1.6	yes	1	22597	1,2&3 Total to date											
Fairview	1.8	1.7	yes	6	Durbanville	2.9	1.3	yes	3	Durbanville	5.5	2.2	yes	5	Vaal	4.2	2	no	8	Week 525												
Fairview	5.9	1.9	no	8	Durbanville	2.7	1.3	no	8	Durbanville	2.4	1.2	yes	7	Fairview	4.2	1.3	yes	1	43	Average per week											
Mauritius	2.6	1.4	yes	3	Vaal	5.1	1.9	yes	2	Vaal	4.3	1.6	no	5	Fairview	11.4	2.6	no	4													
Mauritius	3	2.9	yes	4	Vaal	4.3	1.8	yes	4	Fairview	3.9	1.5	no	7	Durbanville	3.7	1.7	yes	3													
Mauritius	2.1	0	no	6	Fairview	1.8	1.1	no	3	Durbanville	2.9	1.7	no	8	Greyville	3.1	1.3	yes	2													
Mauritius	2.1	1	yes	8	Mauritius	8.4	2	yes	5	Greyville	4.1	1.4	no	3																		
Turffontein	6.6	1.6	yes	1	Mauritius	3.5	1.4	no	7	Greyville	4.2	2.2	yes	7																		
Turffontein	2.9	1.3	no	8	Turffontein	1.5	1.2	yes	6																							
Durbanville	2	1.1	yes	4	Turffontein	2.3	1	no	7																							
Greyville	2.7	1.1	yes	4	Turffontein	3.2	1.8	yes	9																							
				Durbanville	2.4	1	no	2																								
				Durbanville	3.9	1.6	no	7																								
				Greyville	4.5	1.7	no	6																								
				Greyville	2.6	1.3	no	8																								
												27208 1,2,3&4 Total to date																				
												52 Average per week																				
												Week 07/10/2019 to 13/10/2019																				



click <http://horseracingtips.co.za> to go back to Home Page

Selection No. 1				Selection No. 2				Selection No. 3				Selection No. 4				Totals Data Magic Grid™ Stats Start : September 2010																
Today's Track	Now Win	Now Place	Same Jock?	RACE	Today's Track	Now Win	Now Place	Same Jock?	RACE	Today's Track	Now Win	Now Place	Same Jock?	RACE	Today's Track	Now Win	Now Place	Same Jock?	RACE	Totals For Week	Sel 1 yes	Sel 1 no	Sel 2 yes	Sel 2 no	Sel 3 yes	Sel 3 no	Sel 4 yes	Sel 4 no				
Kimberley	1.8	1	yes	2	Kimberley	2.6	1.2	yes	4	Durbanville	4.3	1.2	yes	2	Durbanville	12	2.6	yes	7	58	22	14	8	15	8	7	13	7	6	8	5	3
Kimberley	2.3	1.3	yes	6	Greyville	3.9	1.3	yes	2	Durbanville	4	1.8	no	4	Vaal	7.4	1.9	no	4	1,2&3 Totals For Week												
Kimberley	4.4	1.6	yes	7	Vaal	3.6	1.2	no	1	Durbanville	2.2	1.3	no	5	Vaal	7.5	2	yes	7	50												
Greyville	4.6	1.6	yes	1	Vaal	4.8	1.5	no	6	Durbanville	1.5	1.2	yes	8	Fairview	2.3	1.5	no	6	22647 1,2&3 Total to date Week 526												
Greyville	1.3	1	yes	7	Fairview	2.5	1.4	no	2	Greyville	2.4	1.3	no	3	Mauritius	6.5	2.9	yes	4	43 Average per week												
Vaal	1.5	1	no	2	Mauritius	2.2	1.4	yes	1	Greyville	8.4	2.1	yes	8	Turffontein	3.2	2	yes	2	27266 1,2,3&4 Total to date												
Vaal	1.7	1	no	3	Mauritius	3.2	1.5	yes	6	Fairview	3.8	1.4	yes	6	Greyville	9.1	1.5	yes	3	52 Average per week												
Fairview	1.7	1	no	1	Turffontein	2.2	1.1	no	1	Fairview	5.6	2.1	no	7	Borrowdale	1.7	0	no	6	Week 14/10/2019 to 20/10/2019												
Fairview	2.6	1.4	yes	4	Turffontein	2.4	1.3	yes	8	Durbanville	3.2	1.3	yes	3	 <p>click http://horseracingtips.co.za to go back to Home Page</p>																	
Mauritius	2.4	1.7	yes	3	Turffontein	2.8	1.1	yes	9	Greyville	3.3	1.1	no	2																		
Mauritius	2.9	4.2	yes	5	Durbanville	2.2	1.4	yes	2	Greyville	13.1	3.5	yes	4																		
Mauritius	1.6	1.5	yes	8	Durbanville	8.7	3	no	6	Greyville	6.2	2.2	yes	8																		
Turffontein	2.2	1	yes	3	Durbanville	2.7	1.5	yes	7	Borrowdale	9.5	1.9	no	4																		
Turffontein	3.2	1.3	yes	5	Greyville	8	2.6	no	5																							
Durbanville	1.4	1.1	no	1	Borrowdale	2.6	0	no	7																							
Durbanville	3.1	1.3	yes	8																												
Greyville	2.8	1	yes	1																												
Greyville	4.5	2.3	yes	6																												
Greyville	6.1	1.8	no	7																												
Greyville	3.8	1.4	no	9																												
Borrowdale	3.1	5	no	2																												
Borrowdale	2.4	0	no	5																												

Selection No. 1				Selection No. 2				Selection No. 3				Selection No. 4				Totals Data Magic Grid™ Stats Start : September 2010																	
Today's Track	Now Win	Now Place	Same Jock?	RACE	Today's Track	Now Win	Now Place	Same Jock?	RACE	Today's Track	Now Win	Now Place	Same Jock?	RACE	Today's Track	Now Win	Now Place	Same Jock?	RACE	Totals For Week	Sel 1	Sel 1	Sel 1	Sel 2	Sel 2	Sel 2	Sel 3	Sel 3	Sel 3	Sel 4	Sel 4	Sel 4	
																					1	yes	no	2	yes	no	3	yes	no	4	yes	no	
Fairview	1.8	1.1	no	2	Fairview	9.2	2.6	no	4	Fairview	6.3	1.4	yes	1	Fairview	4.1	1.2	yes	1	53	20	7	13	18	8	10	7	4	3	8	3	5	
Durbanville	2.5	1.5	no	2	Fairview	2.2	1.3	yes	6	Greyville	7.8	2.4	no	4	Fairview	2.4	1.2	no	5	1,2&3 Totals For Week													
Durbanville	1.4	1	no	3	Fairview	1.6	1	no	7	Mauritius	1.8	1	yes	5	Greyville	6.8	2.2	no	3	45													
Durbanville	2.8	2	no	4	Durbanville	2.6	1.4	no	7	Turffontein	4.1	1.2	yes	2	Greyville	5.1	2.2	yes	7	22692	1,2&3 Total to date			Week			527						
Durbanville	2.4	1.3	no	8	Greyville	0.8	1.7	no	4	Turffontein	5.4	1.8	no	4	Vaal	6.6	1.8	yes	2	43	Average per week												
Greyville	9.7	2.6	no	1	Vaal	6.1	2	no	3	Fairview	2.2	1.3	no	1	Fairview	6	1.6	no	3	27319	1,2,3&4 Total to date												
Greyville	2.9	1	no	6	Vaal	4.7	1.6	no	7	Fairview	13.5	2.2	yes	8	Fairview	4.4	1.5	no	4	52	Average per week												
Vaal	2.3	1.1	no	1	Fairview	2.3	1.2	yes	4						Fairview	2.4	1	no	7	Week 21/10/2019 to 27/10/2019													
Vaal	5.7	1.5	yes	6	Fairview	2.8	1.5	no	6											 click http://horseracingtips.co.za to go back to Home Page													
Fairview	1.9	1.1	yes	3	Greyville	2	1	no	1																								
Fairview	5.7	2.1	yes	5	Greyville	2.4	1.3	yes	2																								
Greyville	3	1.3	no	6	Greyville	2.8	0	yes	3																								
Mauritius	5.3	1.7	no	1	Greyville	3.1	1.5	yes	7																								
Mauritius	1.9	1.1	yes	7	Mauritius	2	1.3	yes	2																								
Turffontein	2.7	1.3	no	1	Mauritius	2.2	1.3	yes	4																								
Turffontein	1.4	1	no	5	Mauritius	1.4	1.3	yes	6																								
Turffontein	4.9	1.6	yes	7	Mauritius	4.6	3.4	no	8																								
Turffontein	4	1.3	yes	8	Turffontein	4	2.3	no	3																								
Fairview	5.1	1.7	no	2																													
Fairview	7.3	2.3	yes	9																													

Selection No. 1				Selection No. 2				Selection No. 3				Selection No. 4				Totals Data Magic Grid™ Stats Start : September 2010																				
Today's Track	Now Win	Now Place	Same Jock?	RACE	Today's Track	Now Win	Now Place	Same Jock?	RACE	Today's Track	Now Win	Now Place	Same Jock?	RACE	Today's Track	Now Win	Now Place	Same Jock?	RACE	Totals For Week	Sel 1	Sel 1	Sel 1	Sel 2	Sel 2	Sel 2	Sel 3	Sel 3	Sel 3	Sel 4	Sel 4	Sel 4				
																					1	yes	no	2	yes	no	3	yes	no	4	yes	no				
Kimberley	1.3	1.1	no	3	Kimberley	5.1	1.4	no	1	Kimberley	5.3	1.9	yes	5	Kimberley	5.1	1.7	yes	6	60	21	9	12	19	9	10	14	9	5	6	4	2				
Kenilworth	1.5	1.1	no	2	Kimberley	5	2.6	no	2	Kimberley	4.4	1.8	yes	7	Turffontein	3	1.6	yes	7	1,2&3 Totals For Week																
Kenilworth	3.7	1.8	yes	6	Kimberley	3.6	1.3	yes	4	Kenilworth	5	1.7	yes	4	Turffontein	4.9	1.9	yes	8	54																
Greyville	2.4	1.1	no	2	Kenilworth	3.1	1.3	yes	1	Kenilworth	2.8	1.1	yes	5	Fairview	14.4	2.7	no	3	22792	1,2&3 Total to date															
Greyville	1.6	1.2	no	3	Kenilworth	2	1	yes	7	Turffontein	1.8	1.4	no	2	Mauritius	11.1	4	no	2	43	Average per week															
Greyville	5.2	4.8	yes	5	Fairview	4.7	1.8	no	1	Turffontein	5.2	1.9	no	3	Mauritius	4.4	6	yes	3	27432	1,2,3&4 Total to date															
Greyville	2.2	1.5	no	6	Fairview	3.7	1.5	no	2	Turffontein	7.2	2.1	yes	4						52	Average per week															
Greyville	4.5	1.6	yes	8	Fairview	3.7	1.7	no	5	Fairview	1.7	1	no	4						Week 04/11/2019 to 10/11/2019																
Turffontein	5	1.8	no	1	Fairview	5.1	1.9	no	7	Fairview	2.7	1.5	yes	8																						
Turffontein	6.3	2.2	yes	5	Vaal	2.3	1.2	yes	1	Vaal	7.5	2.6	no	6						click http://horseracingtips.co.za to go back to Home Page																
Turffontein	2.5	1.4	no	6	Vaal	2.1	1	yes	2	Kenilworth	2.2	1.2	no	2																						
Vaal	3.5	1.3	no	3	Vaal	2.2	1.4	no	4	Kenilworth	5.2	1.8	yes	4																						
Vaal	5.5	1.8	no	5	Vaal	1.8	1.1	yes	8	Kenilworth	8	2.8	yes	9																						
Kenilworth	1.8	1.3	no	5	Kenilworth	4.7	1.7	no	1	Greyville	7.5	2.2	yes	6																						
Mauritius	4.2	2.9	yes	1	Kenilworth	2.7	1.3	no	3																											
Mauritius	9.4	1.9	yes	5	Kenilworth	5.5	2.2	no	7																											
Mauritius	1.6	1.8	yes	6	Mauritius	2.9	1.9	yes	4																											
Mauritius	4.9	1.6	no	9	Mauritius	1.9	1.8	yes	7																											
Greyville	2	1	no	1	Greyville	1.5	1	yes	4																											
Greyville	1.7	0	yes	2																																
Greyville	3.1	1.3	yes	5																																


Selection No. 1				Selection No. 2				Selection No. 3				Selection No. 4				Totals Data Magic Grid™ Stats Start : September 2010																
Today's Track	Now Win	Now Place	Same Jock?	RACE	Today's Track	Now Win	Now Place	Same Jock?	RACE	Today's Track	Now Win	Now Place	Same Jock?	RACE	Today's Track	Now Win	Now Place	Same Jock?	RACE	Totals For Week	Sel 1 yes	Sel 1 no	Sel 2 yes	Sel 2 no	Sel 3 yes	Sel 3 no	Sel 4 yes	Sel 4 no				
Turffontein	3.3	1.8	no	7	Kimberley	2.6	1	no	1	Kimberley	6.9	2.4	no	4	Kimberley	3.6	1.3	yes	2	65	25	13	12	20	10	10	9	2	7	11	4	7
Greyville	3.9	1.3	no	1	Kimberley	3.2	1	yes	5	Turffontein	4.6	1.6	no	3	Kimberley	7.9	2.3	no	3	1,2&3 Totals For Week												
Greyville	2.4	1	yes	2	Kimberley	2	1.4	yes	7	Turffontein	12	2.2	no	5	Kimberley	17.3	5.1	no	8	54												
Greyville	1.6	1	yes	4	Turffontein	3.6	1.9	yes	6	Turffontein	6.5	2.6	yes	6	Greyville	9.1	2.2	no	3	22846	1,2&3 Total to date		Week		530							
Vaal	1.5	1.1	no	7	Greyville	1.6	1.4	yes	7	Mauritius	5.1	1.9	no	9	Greyville	8.6	2.7	no	8	43	Average per week											
Vaal	1.9	1.2	yes	8	Vaal	7.4	2.5	yes	3	Turffontein	7.2	1.9	no	3	Fairview	6.1	1.8	yes	4	27497	1,2,3&4 Total to date											
Fairview	2.2	1.3	no	1	Vaal	3	1.2	yes	5	Borrowdale	8.2	3.3	no	6	Fairview	6.9	2	yes	8	52	Average per week											
Fairview	1	0	yes	2	Vaal	2.4	1.1	yes	6	Mauritius	3.8	3.8	no	1	Mauritius	11.9	2.1	no	1	Week 11/11/2019 to 17/11/2019												
Mauritius	2.5	2.9	yes	6	Fairview	5.9	2.5	yes	5	Mauritius	2.3	1.7	yes	9	Mauritius	7.5	3	yes	8	 <p>click http://horseracingtips.co.za to go back to Home Page</p>												
Turffontein	1.6	1.1	no	1	Fairview	4.6	2.4	yes	7						Mauritius	9.3	2.6	no	5													
Turffontein	3.5	1.2	no	2	Mauritius	3	1.6	no	4						Mauritius	4.2	1.7	no	6													
Turffontein	1.6	1.1	no	4	Mauritius	1.5	0	yes	7																							
Turffontein	4.8	2.1	no	8	Turffontein	4.1	1.4	no	6																							
Kenilworth	3.5	1.6	yes	1	Kenilworth	1.9	1	no	3																							
Kenilworth	2.8	1.2	yes	2	Kenilworth	2	1.3	no	4																							
Borrowdale	2.1	1.1	yes	1	Borrowdale	6	2.5	no	2																							
Borrowdale	1	0	no	3	Mauritius	4.2	1	no	3																							
Borrowdale	1.4	0	no	7	Mauritius	1.4	1	no	4																							
Mauritius	1.9	2.5	no	2	Mauritius	3.5	1.4	no	8																							
Mauritius	1.5	1	yes	7	Greyville	2.4	1.1	no	5																							
Greyville	1.2	1	no	1																												
Greyville	2	1	yes	2																												
Greyville	3.2	1.6	yes	3																												
Greyville	8	2.8	yes	6																												
Greyville	2	0	yes	7																												

Selection No. 1				Selection No. 2				Selection No. 3				Selection No. 4				Totals Data Magic Grid™ Stats Start : September 2010																				
Today's Track	Now Win	Now Place	Same Jock?	RACE	Today's Track	Now Win	Now Place	Same Jock?	RACE	Today's Track	Now Win	Now Place	Same Jock?	RACE	Today's Track	Now Win	Now Place	Same Jock?	RACE	Totals For Week	Sel 1	Sel 1	Sel 1	Sel 2	Sel 2	Sel 2	Sel 3	Sel 3	Sel 3	Sel 4	Sel 4	Sel 4				
																					1	yes	no	2	yes	no	3	yes	no	4	yes	no				
Fairview	2.2	1.2	no	3	Fairview	3.3	1.3	no	4	Fairview	2.5	1.2	yes	2	Fairview	10.2	2.8	no	1	58	20	7	13	21	7	14	12	6	6	5	2	3				
Turffontein	2.5	0	yes	2	Fairview	13	3	yes	6	Fairview	3.3	1.6	no	7	Fairview	4.4	1.6	no	4	1,2&3 Totals For Week																
Turffontein	4.9	1.6	yes	7	Turffontein	3.3	1.4	yes	1	Turffontein	2.2	1.2	yes	4	Mauritius	11.7	1.7	yes	3	53																
Kenilworth	2	1.6	yes	6	Turffontein	1.9	1.3	no	6	Turffontein	5.7	1.8	yes	8	Greyville	20.7	3.2	no	4	22899	1,2&3 Total to date													Week	531	
Kenilworth	2.1	1.2	no	7	Kenilworth	4.8	1.3	no	8	Kenilworth	4.1	1.5	no	2	Greyville	2.9	1.6	yes	8	43	Average per week															
Vaal	2	1.2	no	1	Vaal	4.6	1.3	no	2	Kenilworth	2.6	1.4	yes	4																						
Vaal	6.3	2.4	no	9	Vaal	6.6	2.3	no	3	Fairview	4.9	2.6	yes	1																						
Fairview	1.4	1.1	yes	5	Vaal	3.4	1	no	4	Fairview	8.9	3.1	no	2																						
Greyville	2.7	1.5	no	1	Vaal	2.8	1.4	yes	7	Mauritius	9.4	3	no	7																						
Greyville	7	2.4	no	2	Fairview	3.3	1.6	no	6	Turffontein	3.5	1.6	yes	7																						
Mauritius	8.1	1.3	no	2	Fairview	2.3	1.2	yes	2	Turffontein	6.1	2.3	no	8																						
Mauritius	2	1	yes	5	Greyville	2.3	1.1	no	3	Kenilworth	4.7	1.4	no	2																						
Mauritius	1.7	2.1	yes	6	Greyville	3.7	1.9	no	4																											
Mauritius	1.7	1.6	no	9	Greyville	2.7	1.4	no	6																											
Turffontein	5.2	1.7	no	1	Greyville	3.5	2	no	7																											
Turffontein	3.7	1.3	no	6	Mauritius	3.1	1.4	no	1																											
Kenilworth	2.5	1.4	no	8	Mauritius	3.2	1	no	8																											
Greyville	1.7	1.5	yes	1	Turffontein	4.2	1.9	yes	4																											
Greyville	2.4	1.3	no	2	Kenilworth	3	1.9	yes	3																											
Greyville	1.4	1.4	no	9	Kenilworth	1.8	1	no	4																											
					Greyville	6.3	1.9	yes	6																											



click <http://horseracingtips.co.za> to go back to Home Page

Selection No. 1					Selection No. 2					Selection No. 3					Selection No. 4					Totals Data												
																				Magic Grid™ Stats Start : September 2010												
Today's Track	Now Win	Now Place	Same Jock?	RACE	Today's Track	Now Win	Now Place	Same Jock?	RACE	Today's Track	Now Win	Now Place	Same Jock?	RACE	Today's Track	Now Win	Now Place	Same Jock?	RACE	Totals For Week	Sel 1	Sel 1 yes	Sel 1 no	Sel 2	Sel 2 yes	Sel 2 no	Sel 3	Sel 3 yes	Sel 3 no	Sel 4	Sel 4 yes	Sel 4 no
Kimberley	5.6	1.9	no	5	Kimberley	2.6	1.3	no	2	Vaal	3.7	1.7	no	6	Kimberley	6.5	2.2	no	1	60	25	9	16	14	5	9	15	2	13	6	0	6
Kimberley	3.5	1.6	yes	7	Kimberley	6.4	2.5	yes	8	Kenilworth	5.8	1.8	no	5	Kenilworth	10.8	3.5	no	2	1,2&3 Totals For Week												
Vaal	3	1.5	yes	3	Vaal	2.9	1.7	no	1	Kenilworth	1.6	1.1	no	8	Borrowdale	3.2	0	no	7	54												
Vaal	3.1	1.3	no	4	Fairview	1.7	1.1	yes	1	Greyville	7.8	3.2	no	6	Kenilworth	9.3	2	no	3	22953 1,2&3 Total to date												
Vaal	4	2.2	yes	5	Fairview	2.2	1.4	no	3	Greyville	7	1.9	yes	8	Greyville	3.4	1.4	no	2	43 Average per week												
Vaal	4.4	1.7	no	7	Mauritius	8.9	1.6	no	7	Mauritius	3.7	1.5	no	1	Greyville	5.1	2.5	no	4	27615 1,2,3&4 Total to date												
Vaal	3.4	1.4	yes	8	Borrowdale	5.4	1.8	no	2	Mauritius	3.7	1	no	4	52 Average per week																	
Kenilworth	1.8	1	yes	1	Borrowdale	3.3	0	yes	5	Borrowdale	3.4	1.9	no	3	Week 25/11/2019 to 01/12/2019																	
Vaal	2.8	1.5	no	2	Kenilworth	2.4	1.1	no	2	Borrowdale	6.4	1.7	no	6																		
Vaal	1.9	1.2	yes	5	Kenilworth	1.7	1.3	yes	5	Kenilworth	3.1	1.6	yes	6	click http://horseracingtips.co.za to go back to Home Page																	
Greyville	2.2	1.1	no	1	Mauritius	2.3	2.7	no	3	Turffontein	3.3	1.4	no	4																		
Greyville	1.6	1	no	2	Mauritius	2.3	1.4	no	7	Mauritius	7.7	2.1	no	8																		
Greyville	2.4	1	yes	3	Greyville	2.7	1	yes	6	Greyville	3.1	1.2	no	1																		
Mauritius	2.6	2	no	3	Greyville	4.1	1.1	no	8	Greyville	3.1	1.5	no	5																		
Mauritius	3.2	1.7	no	5						Greyville	14.1	3.7	no	7																		
Mauritius	6.7	2	no	6																												
Borrowdale	5.2	1.4	no	1																												
Kenilworth	2.3	1.4	no	4																												
Kenilworth	5.6	1.9	no	8																												
Turffontein	3.4	1.3	no	2																												
Turffontein	2.3	1.4	yes	11																												
Mauritius	1.4	2.8	no	1																												
Mauritius	3	1	yes	2																												
Mauritius	4.1	2	no	4																												
Mauritius	1.7	1.3	no	6																												

Selection No. 1				Selection No. 2				Selection No. 3				Selection No. 4				Totals Data Magic Grid™ Stats Start : September 2010																
Today's Track	Now Win	Now Place	Same Jock?	RACE	Today's Track	Now Win	Now Place	Same Jock?	RACE	Today's Track	Now Win	Now Place	Same Jock?	RACE	Today's Track	Now Win	Now Place	Same Jock?	RACE	Totals For Week	Sel 1 yes	Sel 1 no	Sel 2 yes	Sel 2 no	Sel 3 yes	Sel 3 no	Sel 4 yes	Sel 4 no				
Kimberley	4.6	2.1	yes	1	Kimberley	2.4	1	yes	7	Kimberley	12.8	2.6	yes	2	Kimberley	8.4	2.5	yes	4	41	16	7	9	10	6	4	9	4	5	6	2	4
Kimberley	6	2.1	no	8	Vaal	4.8	1.6	no	4	Vaal	6.1	2.1	no	6	Kimberley	3.7	1.3	yes	5	1,2&3 Totals For Week												
Vaal	4.4	1.4	no	2	Fairview	1.8	1	yes	4	Kenilworth	7.3	2.1	no	3	Kenilworth	2.5	1.8	no	1	35												
Vaal	5.2	1.7	yes	5	Fairview	2.7	1.3	yes	7	Fairview	4.2	1.6	yes	8	Kenilworth	6.7	2.3	no	8	22988 1,2&3 Total to date Week 533												
Kenilworth	3.9	2.4	yes	4	Greyville	1.6	1	yes	4	Greyville	2.7	1.3	yes	6	Mauritius	6.4	2	no	4	43 Average per week												
Kenilworth	2.9	0	yes	6	Mauritius	2.7	2	no	2	Mauritius	2.4	2.4	no	1	Scottsville	10.4	2.4	no	4	27656 1,2,3&4 Total to date												
Fairview	2.2	1.4	no	1	Mauritius	2.8	1.3	no	8	Mauritius	5.7	1.7	no	3						52 Average per week												
Fairview	8.6	2.5	yes	3	Mauritius	1.1	3.7	no	9	Kenilworth	11.6	2.9	yes	4						Week 02/12/2019 to 08/12/2019												
Fairview	1.5	1.1	no	6	Kenilworth	2.6	1.6	yes	6	Kenilworth	4.7	2	no	5						 click http://horseracingtips.co.za to go back to Home Page												
Greyville	1.4	1	no	1	Kenilworth	3.9	1.7	yes	7																							
Greyville	3.9	1.3	no	2																												
Greyville	1.6	1	no	3																												
Greyville	2	1.1	no	5																												
Mauritius	2.2	1.2	yes	7																												
Kenilworth	1	1	yes	1																												
Scottsville	2.4	1.5	no	9																												

Selection No. 1				Selection No. 2				Selection No. 3				Selection No. 4				Totals Data																	
Today's Track	Now Win	Now Place	Same Jock?	RACE	Today's Track	Now Win	Now Place	Same Jock?	RACE	Today's Track	Now Win	Now Place	Same Jock?	RACE	Today's Track	Now Win	Now Place	Same Jock?	RACE	Totals For Week	Sel 1 yes	Sel 1 no	Sel 2 yes	Sel 2 no	Sel 3 yes	Sel 3 no	Sel 4 yes	Sel 4 no					
Vaal	2	1	yes	2	Vaal	1.2	1	no	1	Vaal	5.1	1.7	no	3	Kimberley	4.9	1.8	no	2	38	8	4	4	17	6	11	8	4	4	5	1	4	
Fairview	3.2	1.3	yes	1	Vaal	4.4	1.8	yes	6	Fairview	2.7	1.2	yes	3	Vaal	6.5	2.2	no	5	1,2&3 Totals For Week													
Fairview	2.8	1.2	yes	5	Fairview	2	1.3	no	2	Kenilworth	7.1	2.1	no	9	Kenilworth	3.5	2.1	yes	10	33													
Turffontein	3.3	2.2	no	4	Fairview	3.1	1.3	no	7	Kenilworth	1.8	1.3	yes	10	Borrowdale	20.7	6.6	no	2														
Scottsville	7.3	2	no	2	Kenilworth	4.8	1.9	yes	2	Turffontein	5.9	2.3	no	5	Borrowdale	3.8	0	no	7														
Scottsville	3	1.4	no	5	Kenilworth	2.3	1.4	no	3	Turffontein	6.3	2	yes	6																			
Scottsville	4.7	1.6	yes	6	Kenilworth	1.7	1.1	no	5	Scottsville	8.4	2.7	yes	4																			
Borrowdale	1.8	1.2	no	6	Turffontein	6.8	1.1	no	2	Borrowdale	5.2	3.1	no	4																			
				Turffontein	6.9	2.5	yes	3									23021	1,2&3 Total to date				Week 534											
				Turffontein	4.1	1.2	no	8									43	Average per week															
				Turffontein	2.5	1.4	yes	9																									
				Scottsville	2	1.2	no	1									27694	1,2,3&4 Total to date															
				Scottsville	3.5	1.2	yes	3									52	Average per week															
				Scottsville	5.3	2.1	yes	7																									
				Scottsville	2.1	1.4	no	8																									
				Borrowdale	1.9	1.4	no	1																									
				Borrowdale	1.5	0	no	3																									
																			Week		09/12/2019 to 15/12/2019												



click <http://horseracingtips.co.za> to go back to Home Page

Selection No. 1				Selection No. 2				Selection No. 3				Selection No. 4				Totals Data Magic Grid™ Stats Start : September 2010																
Today's Track	Now Win	Now Place	Same Jock?	RACE	Today's Track	Now Win	Now Place	Same Jock?	RACE	Today's Track	Now Win	Now Place	Same Jock?	RACE	Today's Track	Now Win	Now Place	Same Jock?	RACE	Totals For Week	Sel 1 yes	Sel 1 no	Sel 2 yes	Sel 2 no	Sel 3 yes	Sel 3 no	Sel 4 yes	Sel 4 no				
Turffontein	6.6	2.1	no	1	Turffontein	3.3	1.3	no	4	Turffontein	2.8	1.1	yes	5	Kenilworth	8.8	0	no	4	46	18	5	13	16	7	9	6	3	3	6	3	3
Turffontein	1.5	1	yes	2	Fairview	7.8	2.2	no	2	Fairview	6.4	1.8	yes	3	Kenilworth	2.3	1.1	yes	7	1,2&3 Totals For Week												
Turffontein	2.8	1.3	yes	3	Fairview	3	1.5	no	4	Kenilworth	6.6	2.7	no	3	Fairview	3.4	1.5	yes	2	40												
Turffontein	7.7	2.1	no	6	Fairview	11.3	2.3	no	5	Fairview	5.2	2.2	no	5	Greyville	4.2	1.6	no	6	23061 1,2&3 Total to date Week 535												
Fairview	1.6	1.2	no	7	Kenilworth	5.5	2.3	no	1	Greyville	6.9	3.5	yes	3	Scottsville	7.3	3	no	6	43 Average per week												
Fairview	3.7	1.6	no	8	Kenilworth	1.9	1.5	no	2	Greyville	4	1.6	no	5	Scottsville	3.7	1.5	yes	7	27740 1,2,3&4 Total to date												
Kenilworth	3	0	no	6	Fairview	1.9	1.1	yes	3																							
Fairview	1.5	1	no	1	Fairview	1.4	1	yes	7																							
Fairview	3.9	1.5	yes	4	Greyville	4.3	1.6	yes	7																							
Greyville	1.6	1	no	2	Turffontein	3.8	1.2	no	2																							
Greyville	7.2	2.3	no	4	Kenilworth	2.4	1.4	yes	1																							
Greyville	1.9	1.3	no	8	Kenilworth	3.5	1.7	no	3																							
Turffontein	3.7	1.3	no	4	Kenilworth	2.7	1	yes	4																							
Turffontein	1.7	0	yes	5	Scottsville	3.1	1.4	yes	2																							
Kenilworth	1.9	1	no	2	Scottsville	4.5	1.7	yes	4																							
Kenilworth	1.2	1	yes	6	Scottsville	1.7	1	no	8																							
Scottsville	3.1	1.7	no	1																												
Scottsville	1.4	0	no	3																												
																			Week 16/12/2019 to 22/12/2019													




click <http://horseracingtips.co.za> to go back to Home Page

Selection No. 1				Selection No. 2				Selection No. 3				Selection No. 4				Totals Data Magic Grid™ Stats Start : September 2010																						
Today's Track	Now Win	Now Place	Same Jock?	RACE	Today's Track	Now Win	Now Place	Same Jock?	RACE	Today's Track	Now Win	Now Place	Same Jock?	RACE	Today's Track	Now Win	Now Place	Same Jock?	RACE	Totals For Week	Sel 1 yes	Sel 1 no	Sel 2 yes	Sel 2 no	Sel 3 yes	Sel 3 no	Sel 4 yes	Sel 4 no										
Fairview	1.7	1	no	3	Fairview	3	1.3	yes	4	Fairview	3.5	1.4	yes	5	Fairview	4.6	0	no	1	42	13	3	10	14	7	7	6	3	3	9	3	6						
Fairview	4.3	1.2	no	7	Vaal	2	1.1	yes	1	Fairview	3.4	1.4	yes	6	Fairview	2.3	1.1	yes	2	1,2&3 Totals For Week																		
Fairview	2.1	1.1	no	8	Vaal	2	1.2	yes	4	Vaal	4.3	1.6	yes	3	Greyville	18.4	4.3	no	6		33																	
Greyville	2.1	1.1	yes	1	Vaal	3.9	1.5	no	7	Fairview	2.4	1.2	no	8	Fairview	4.2	1.3	yes	2	23094	1,2&3 Total to date		Week		536													
Greyville	2.4	1.1	yes	9	Greyville	1.6	1.1	no	2	Turffontein	3.1	1.2	no	3	Turffontein	7.4	2.2	no	5	43	Average per week																	
Fairview	1.7	1.1	no	4	Greyville	5.1	1.5	yes	3	Turffontein	6.8	2.5	no	7	Turffontein	8	2.3	yes	9																			
Fairview	6.2	2.2	no	5	Fairview	4.5	1.3	no	1						Kenilworth	4	1.4	no	1																			
Turffontein	2.5	1.4	no	4	Fairview	4.4	1.9	yes	3						Kenilworth	9.1	2.4	no	2																			
Greyville	1.6	1.2	no	1	Fairview	3.1	1.1	no	6						Kenilworth	11.8	3	no	5	27782	1,2,3&4 Total to date																	
Greyville	2.5	1.1	yes	2	Turffontein	5.3	2.1	no	1																													
Greyville	1.9	1.1	no	3	Turffontein	1.7	1	yes	2						52	Average per week																						
Greyville	10.6	2.6	no	6	Turffontein	3.9	1.7	yes	6																													
Greyville	1.8	1.1	no	8	Kenilworth	2.2	1.3	no	3																													
					Greyville	3.2	1.3	no	5																													
																Week 23/12/2019 to 29/12/2019																						



click <http://horseracingtips.co.za> to go back to Home Page

Selection No. 1				Selection No. 2				Selection No. 3				Selection No. 4				Totals Data Magic Grid™ Stats Start : September 2010																											
Today's Track	Now Win	Now Place	Same Jock?	RACE	Today's Track	Now Win	Now Place	Same Jock?	RACE	Today's Track	Now Win	Now Place	Same Jock?	RACE	Today's Track	Now Win	Now Place	Same Jock?	RACE	Totals For Week	Sel 1	Sel 1	Sel 1	Sel 2	Sel 2	Sel 2	Sel 3	Sel 3	Sel 3	Sel 4	Sel 4	Sel 4											
																					1	yes	no	2	yes	no	3	yes	no	4	yes	no											
Fairview	3.1	1.4	yes	2	Fairview	4.4	1.4	yes	1	Fairview	5	1.6	yes	4							12	6	2	4	3	2	1	3	2	1	0	0	0										
Fairview	2.3	1.2	no	6	Kenilworth	2	1	no	2	Fairview	5.5	2.1	yes	5																													
Fairview	1.8	1.2	no	7	Kenilworth	3.3	1.7	yes	3	Kenilworth	3.9	1.5	no	5																													
Fairview	1.4	1.1	yes	8																																							
Kenilworth	2.6	1.3	no	1																																							
Kenilworth	8.5	1.9	no	7																																							
																				1,2&3 Totals For Week			12																				
																				23106			1,2&3 Total to date															Week 537					
																				43			Average per week																				
																				27794			1,2,3&4 Total to date																				
																				52			Average per week																				
																				Week			30/12/2019			to			05/01/2020														
																				 <p>XtraCash Horse Racing Selection Service</p>																							
																				<p>click http://horseracingtips.co.za to go back to Home Page</p>																							