



Selection No. 1					Selection No. 2					Selection No. 3					Selection No. 4					Totals Data		Magic Grid™ Stats Start : September 2010																							
Today's Track	Now Win	Now Place	Same Jock?	RACE	Today's Track	Now Win	Now Place	Same Jock?	RACE	Today's Track	Now Win	Now Place	Same Jock?	RACE	Today's Track	Now Win	Now Place	Same Jock?	RACE	Totals For Week	Sel 1	Sel 1	Sel 1	Sel 2	Sel 2	Sel 2	Sel 3	Sel 3	Sel 3	Sel 4	Sel 4	Sel 4	Sel 4												
Kimberley	1.7	1.1	yes	4	Kenilworth	1.8	1.4	no	5	Kimberley	5.1	2.3	no	2	Vaal	9.5	2.9	no	3	49	20	13	7	9	3	6	14	6	8	6	2	4													
Kimberley	7.8	2.1	no	8	Vaal	3.6	1.4	no	2	Vaal	6.1	2	no	1	Vaal	12	3.5	no	6	1,2&3 Totals For Week																									
Vaal	2.7	1.4	yes	2	Fairview	12.1	3.4	no	8	Kenilworth	10.3	4	yes	3	Kenilworth	7.2	1.9	yes	2		43																								
Kenilworth	1.9	1	no	8	Kenilworth	5.4	1.6	no	1	Kenilworth	6.5	2	yes	6	Fairview	14.9	2.7	no	4	13957	1,2&3 Total to date		Week		329																				
Vaal	1.2	1	no	1	Kenilworth	5.3	2.1	yes	4	Kenilworth	9.4	3.2	yes	7	Fairview	4.9	1.7	no	7	42	Average per week																								
Vaal	1.8	0	yes	3	Kenilworth	3.9	1.4	no	7	Vaal	2.9	1	yes	6	Kenilworth	2.8	1.2	yes	5																										
Vaal	7.4	2.4	no	7	Greyville	1.3	0	yes	1	Fairview	2.7	1.1	yes	2																															
Vaal	7.1	1.6	yes	9	Greyville	3	1	no	3	Greyville	5.9	1.1	no	3																															
Fairview	2.5	1.2	yes	1	Greyville	2	1.2	yes	4	Greyville	12.6	2.7	no	4																															
Greyville	3.1	1.4	no	1							Greyville	3.4	1	no	5																														
Greyville	6.6	1.1	yes	7							Greyville	3.1	1.8	no	8																														
Kenilworth	4.9	1.2	yes	8							Turffontein	2.9	1.4	yes	4																														
Kenilworth	10.9	3.5	yes	9							Greyville	2.5	1	no	5																														
Kenilworth	2.9	1.4	yes	10							Greyville	6.6	2	no	6																														
Turffontein	4.5	1.3	no	1																																									
Turffontein	2.5	0	yes	2																																									
Turffontein	3.8	1.2	no	3																																									
Turffontein	2.6	1.6	yes	5																																									
Greyville	3.8	1.4	yes	2																																									
Greyville	5.4	1.8	yes	8																																									
																						Week		04-01-16		to		10-01-16																	
																																													
																				click http://horseracingtips.co.za to go back to Home Page																									

Selection No. 1					Selection No. 2					Selection No. 3					Selection No. 4					Totals Data		Magic Grid™ Stats Start : September 2010																
Today's Track	Now Win	Now Place	Same Jock?	RACE	Today's Track	Now Win	Now Place	Same Jock?	RACE	Today's Track	Now Win	Now Place	Same Jock?	RACE	Today's Track	Now Win	Now Place	Same Jock?	RACE	Totals For Week	Sel 1	Sel 1	Sel 1	Sel 2	Sel 2	Sel 2	Sel 3	Sel 3	Sel 3	Sel 4	Sel 4	Sel 4						
Fairview	1.8	1	no	4	Fairview	2.9	1.5	yes	3	Fairview	4.6	1.5	yes	2	Fairview	4	1.5	yes	1	53	17	8	9	15	10	5	15	7	8	6	3	3						
Vaal	2.2	1	yes	2	Vaal	9.8	3	yes	5	Vaal	1.5	1.2	yes	8	Fairview	12.7	2.9	no	6																			
Vaal	3	1.7	no	4	Kenilworth	1.8	1.4	yes	2	Kenilworth	1.2	0	no	1	Vaal	4.8	1.6	no	3	1,2&3 Totals For Week																		
Kenilworth	8.6	2	no	4	Kenilworth	7.9	2.3	yes	5	Kenilworth	6.5	1.7	no	8	Fairview	6.7	2.2	no	8	47																		
Kenilworth	3.1	1.7	no	7	Vaal	4.1	1.7	no	3	Vaal	7.3	2.1	no	8	Greyville	3.2	1.4	yes	5	14004		1,2&3 Total to date		Week		330												
Vaal	1.5	1.2	no	1	Vaal	2.1	1.1	yes	5	Vaal	5.9	2.1	yes	9	Scottsville	12.4	3.1	yes	6	42		Average per week																
Vaal	1.5	1	yes	2	Vaal	2.7	1.2	no	6	Fairview	6.9	2.2	no	2																								
Vaal	3.2	1	yes	4	Fairview	6.1	1.9	no	1	Fairview	5.9	2.2	yes	6																								
Fairview	3.8	1.4	yes	4	Turffontein	1.3	1	no	5	Turffontein	4.3	1.3	no	1																								
Turffontein	1.2	1	no	2	Turffontein	5.3	1.8	yes	9	Turffontein	3	1.2	no	3																								
Turffontein	1.9	1.1	no	6	Kenilworth	2.5	1.9	yes	2	Turffontein	8.3	2.6	yes	4																								
Turffontein	3.2	1	no	8	Greyville	2.4	1	yes	8	Kenilworth	3.8	1.6	yes	7																								
Kenilworth	1.9	1.3	yes	3	Borrowdale	1.6	1.7	yes	2	Kenilworth	4.1	1.3	yes	8																								
Kenilworth	3.7	1.3	yes	4	Borrowdale	7	1.5	yes	5	Greyville	2.6	1.3	no	2																								
Scottsville	2.4	1.2	yes	2	Scottsville	4.5	1.3	no	4	Scottsville	6.3	1.6	no	8																								
Borrowdale	1.7	1	yes	7											51		Average per week																					
Scottsville	2.7	1.3	no	3											Week		11-01-16		to		17-01-16																	



click <http://horseracingtips.co.za> to go back to Home Page

Selection No. 1					Selection No. 2					Selection No. 3					Selection No. 4					Totals Data													Magic Grid™ Stats Start : September 2010										
Today's Track	Now Win	Now Place	Same Jock?	RACE	Today's Track	Now Win	Now Place	Same Jock?	RACE	Today's Track	Now Win	Now Place	Same Jock?	RACE	Today's Track	Now Win	Now Place	Same Jock?	RACE	Totals For Week	Sel 1	Sel 1 yes	Sel 1 no	Sel 2	Sel 2 yes	Sel 2 no	Sel 3	Sel 3 yes	Sel 3 no	Sel 4	Sel 4 yes	Sel 4 no											
Kimberley	5.2	1.9	no	8	Kimberley	1.5	1	yes	1	Kimberley	2.9	1.5	yes	4	Kimberley	3.2	1.6	yes	9					48	13	4	9	13	6	7	10	5	5	12	3	9							
Kenilworth	1.5	0	no	1	Kimberley	6.2	2.2	yes	7	Vaal	6.3	1.8	yes	7	Turffontein	5.5	1.7	no	5																								
Kenilworth	6.7	1.6	yes	2	Turffontein	1.9	1.4	no	1	Fairview	8.2	4.8	no	1	Turffontein	2.6	1	no	7																								
Kenilworth	2.5	1	no	7	Kenilworth	2.1	1	no	6	Fairview	13.2	3.1	yes	3	Vaal	6.2	2.1	no	3																								
Vaal	2.5	1.1	no	1	Vaal	3.7	1.5	no	2	Fairview	3.9	1.9	no	9	Fairview	3.5	1.2	no	7																								
Fairview	2.5	1.6	no	2	Vaal	7	2.5	no	5	Kenilworth	1.3	1.1	no	1	Fairview	5.3	2.2	no	8																								
Fairview	4	2.2	yes	6	Vaal	9.2	3	yes	6	Kenilworth	6.4	1.7	yes	7	Greyville	5.4	1.8	no	4																								
Greyville	8.7	3	no	2	Vaal	3.6	1.7	no	9	Turffontein	4.2	2.3	no	2	Greyville	4.2	1.8	yes	6																								
Greyville	4.6	2.3	no	5	Greyville	3.9	1.5	yes	3	Scottsville	5.7	2.1	no	5	Kenilworth	15.5	4.8	no	6																								
Greyville	3.8	1.6	no	8	Kenilworth	1.8	1	yes	3	Scottsville	6	1.4	yes	6	Scottsville	20.8	4.6	no	2																								
Turffontein	2.2	1.5	yes	6	Kenilworth	6.9	2	yes	4						Scottsville	9.9	2.8	yes	4																								
Turffontein	6.1	1.7	yes	8	Turffontein	3.9	1	no	6						Scottsville	4.5	2.5	no	7																								
Scottsville	1.2	1	no	1	Scottsville	1.6	1.3	no	3																																		
																				1,2&3 Totals For Week		36																					
																				14040		1,2&3 Total to date					Week		331														
																				42		Average per week																					
																				16939		1,2,3&4 Total to date																					
																				51		Average per week																					
																				Week		18-01-16		to		24-01-16																	
																																											
																				click http://horseracingtips.co.za to go back to Home Page																							

Selection No. 1					Selection No. 2					Selection No. 3					Selection No. 4					Totals Data																	
Today's Track	Now Win	Now Place	Same Jock?	RACE	Today's Track	Now Win	Now Place	Same Jock?	RACE	Today's Track	Now Win	Now Place	Same Jock?	RACE	Today's Track	Now Win	Now Place	Same Jock?	RACE	Totals For Week	Sel 1 yes	Sel 1 no	Sel 2 yes	Sel 2 no	Sel 3 yes	Sel 3 no	Sel 4 yes	Sel 4 no									
Fairview	1.3	1	yes	2	Fairview	11.1	2.8	yes	5	Kimberley	3	1.3	yes	3	Kimberley	5.6	1.6	no	1	59	21	10	11	13	8	5	13	6	7	12	6	6					
Fairview	4.7	1.3	yes	7	Turffontein	8.8	1.9	no	2	Greyville	2.2	1.4	no	5	Kimberley	7.1	2.4	yes	2																		
Turffontein	13.6	3	no	1	Turffontein	2.8	1.3	yes	4	Vaal	4.1	1.8	yes	2	Greyville	2.6	1.2	yes	1	1,2&3 Totals For Week																	
Turffontein	2.8	1.3	yes	3	Turffontein	4.1	1.6	no	5	Vaal	3.9	1.8	yes	3	Vaal	1.8	1.1	yes	8	47																	
Greyville	2	1	yes	3	Greyville	2.6	1.6	yes	2	Vaal	4.8	2.1	no	7	Greyville	10.1	2.9	yes	4																		
Greyville	1.3	1	yes	7	Vaal	4.4	1.5	no	4	Fairview	3.2	1.3	no	4	Kenilworth	14	4.4	no	3	14087	1,2&3 Total to date				Week	332											
Vaal	3.4	1.3	no	5	Vaal	5.3	1.9	no	9	Fairview	2.5	1.4	no	9	Kenilworth	4.3	1.4	no	4	42	Average per week																
Vaal	4.9	1.9	no	6	Greyville	2.9	1.5	yes	1	Fairview	7.5	2.3	no	9	Kenilworth	2	1.5	no	12																		
Fairview	3.5	2	no	1	Greyville	12.8	2.8	yes	2	Kenilworth	5.8	2	no	11	Kenilworth	4.7	1.6	no	5	16998	1,2,3&4 Total to date																
Fairview	4.2	1.6	no	2	Kenilworth	2.3	1.2	yes	5	Turffontein	13.1	3.2	no	4	Borrowdale	3.9	3.5	no	2	51	Average per week																
Fairview	2.7	1.3	yes	3	Kenilworth	10.3	3.6	yes	7	Greyville	6.6	0	yes	1	Borrowdale	6.9	2	yes	4																		
Fairview	1.7	1.1	no	4	Greyville	4.2	1.4	no	5	Greyville	4	1.4	yes	3	Borrowdale	3.5	1.8	yes	5																		
Greyville	4.2	1.7	yes	3	Borrowdale	7.5	1.7	yes	6	Greyville	2.8	1.3	yes	6																							
Kenilworth	1.5	1	no	2																																	
Kenilworth	8.2	2.6	no	8																																	
Turffontein	1.6	1	yes	1																																	
Turffontein	1.1	1	no	2																																	
Turffontein	1.5	1	yes	3																																	
Greyville	1.7	1	yes	2																																	
Greyville	1.4	1	no	8																																	
Borrowdale	3.4	1.5	no	1																																	



click <http://horseracingtips.co.za> to go back to Home Page


Selection No. 1					Selection No. 2					Selection No. 3					Selection No. 4					Totals Data		Magic Grid™ Stats Start : September 2010																												
Today's Track	Now Win	Now Place	Same Jock?	RACE	Today's Track	Now Win	Now Place	Same Jock?	RACE	Today's Track	Now Win	Now Place	Same Jock?	RACE	Today's Track	Now Win	Now Place	Same Jock?	RACE	Totals For Week	Sel 1	Sel1 yes	Sel1 no	Sel 2	Sel2 yes	Sel2 no	Sel 3	Sel3 yes	Sel3 no	Sel 4	Sel4 yes	Sel4 no																		
Vaal	3	1.2	no	6	Kimberley	2.6	1.1	no	3	Kimberley	5.5	1.5	yes	1	Kimberley	4.1	1.3	no	2	58	18	9	9	17	5	12	12	5	7	11	5	6																		
Durbanville	4.9	1.8	yes	1	Kimberley	4.5	2.3	no	6	Kimberley	7.9	2.6	yes	9	Vaal	2.3	1.4	no	2																															
Durbanville	3	1.6	no	4	Kimberley	2.3	1.1	yes	7	Vaal	3.4	1.5	no	5	Vaal	10.9	1.8	no	3	1,2&3 Totals For Week																														
Durbanville	4.8	1.3	no	5	Vaal	3.1	1.2	no	4	Vaal	5	1.9	no	8	Durbanville	3	1.6	yes	8	47																														
Fairview	1.9	1	no	2	Vaal	8.2	1.3	no	7	Durbanville	3.3	1.2	yes	2	Vaal	3.3	1.5	yes	7																															
Fairview	2.4	1	yes	3	Durbanville	5.9	2.2	no	3	Vaal	6.5	2.5	no	5	Vaal	11.8	3.5	no	9																															
Fairview	3.9	1.7	yes	6	Durbanville	3	1.2	no	6	Fairview	8.8	2.3	no	8	Fairview	7.9	2.4	yes	5	14134	1,2&3 Total to date																													
Greyville	3	1	no	1	Durbanville	4	2	no	7	Greyville	1.9	1.2	no	3	Fairview	10	2.2	no	9																															
Greyville	2.8	1	no	4	Vaal	10.4	1.3	no	2	Greyville	7.2	2.4	yes	5	Greyville	3.4	1.1	yes	2	42	Average per week																													
Greyville	1.7	1	yes	6	Vaal	3.2	1.8	no	3	Greyville	5.5	1.8	no	7	Kenilworth	2.1	1.2	yes	5																															
Turffontein	1.6	1.4	yes	1	Vaal	3.4	1.4	yes	4	Turffontein	3.7	1.6	no	4	Scottsville	8.1	2.5	no	7																															
Turffontein	4	1.5	no	3	Vaal	4.2	2.1	yes	6	Kenilworth	3.3	2.1	yes	6																																				
Kenilworth	1.9	0	yes	1	Vaal	3.8	2	yes	8																																									
Turffontein	8.5	2.4	no	6	Turffontein	2.3	1	no	2																																									
Kenilworth	4.1	1.4	yes	3	Turffontein	4.6	1.3	no	7																																									
Kenilworth	3.2	1.2	yes	7	Kenilworth	2.9	1	yes	4																																									
Scottsville	1.1	0	no	1	Scottsville	9	2.4	no	3																																									
Scottsville	4.9	1.5	yes	8																																														
																				17056	1,2,3&4 Total to date																													
																				51	Average per week																													
																				Week	01-02-16	to	07-02-16																											



click <http://horseracingtips.co.za> to go back to Home Page

Selection No. 1					Selection No. 2					Selection No. 3					Selection No. 4					Totals Data												Magic Grid™ Stats Start : September 2010													
Today's Track	Now Win	Now Place	Same Jock?	RACE	Today's Track	Now Win	Now Place	Same Jock?	RACE	Today's Track	Now Win	Now Place	Same Jock?	RACE	Today's Track	Now Win	Now Place	Same Jock?	RACE	Totals For Week	Sel 1 yes	Sel 1 no	Sel 2 yes	Sel 2 no	Sel 3 yes	Sel 3 no	Sel 4 yes	Sel 4 no																	
Fairview	1.9	1.1	no	8	Fairview	5.4	2.1	yes	1	Fairview	9.8	2.4	no	6	Kenilworth	3.2	1.3	no	3																										
Kenilworth	4.6	1.8	no	2	Fairview	3.7	1.4	yes	2	Kenilworth	3.5	1.4	yes	5	Kenilworth	3.9	2	no	4																										
Turffontein	1.5	1	no	5	Fairview	2.4	1.2	no	3	Turffontein	6.2	2	no	2	Kenilworth	6.1	2.1	no	6																										
Greyville	1.9	1.1	no	5	Fairview	4.3	1.7	yes	4	Greyville	2.3	1.2	yes	1	Kenilworth	6.4	2.6	yes	7																										
Greyville	2	1	no	6	Kenilworth	4.4	1.6	no	7	Vaal	3.7	2.1	no	2	Borrowdale	5	1.3	no	2																										
Greyville	1.5	1.2	no	7	Turffontein	2.8	1.4	yes	3	Vaal	5.5	2.5	no	5	Borrowdale	9	2.2	yes	3																										
Greyville	3.3	1.3	no	9	Greyville	16.8	4.6	no	2	Vaal	4.4	1.5	no	7																															
Vaal	1.6	1	yes	1	Greyville	6.6	1.8	no	3	Fairview	6.9	2.3	no	9																															
Vaal	1.3	1	yes	3	Vaal	4.3	1.3	no	4	Greyville	1.5	1	yes	6																															
Vaal	1.3	1.1	yes	8	Fairview	2.7	1.2	yes	1	Turffontein	2.3	1.2	yes	4																															
Vaal	1.7	1.3	yes	9	Fairview	1.8	1.1	no	6	Turffontein	1.9	1.3	no	5																															
Fairview	4.4	1.7	yes	3	Greyville	2.3	1.2	yes	4	Kenilworth	7	2.3	no	3																															
Greyville	6.2	2.6	no	1	Turffontein	9.1	2.9	no	8	Borrowdale	3.3	1.2	yes	1																															
Greyville	6.5	1.5	yes	3	Kenilworth	2.3	1	no	4	Borrowdale	2.5	1.3	no	5																															
Greyville	1.5	1	yes	5	Scottsville	3.6	1.7	no	1	Borrowdale	4	2.5	no	6																															
Greyville	3.6	1.7	no	8	Scottsville	1.7	1	yes	3	Scottsville	6.3	1.7	no	8																															
Turffontein	4.2	1.5	no	1	Scottsville	6.8	2	no	4																																				
Turffontein	2.9	1.5	no	3																																									
Turffontein	4	1.7	no	6																																									
Turffontein	4.6	1.6	yes	7																																									
Kenilworth	2.9	1.3	no	1																																									
Kenilworth	1.2	1	yes	2																																									
Kenilworth	5.1	1.8	yes	6																																									
Kenilworth	2.8	1.5	yes	8																																									
Borrowdale	4.1	1.8	no	7																																									

1,2&3 Totals For Week		64	25	11	14	17	7	10	16	5	11	6	2	4
14192		1,2&3 Total to date		Week		334								
42		Average per week												
17120		1,2,3&4 Total to date												
51		Average per week												
Week		08-02-16		to		14-02-16								



click <http://horseracingtips.co.za> to go back to Home Page

Selection No. 1					Selection No. 2					Selection No. 3					Selection No. 4					Totals Data		Magic Grid™ Stats Start : September 2010																		
Todays Track	Now Win	Now Place	Same Jock?	RACE	Todays Track	Now Win	Now Place	Same Jock?	RACE	Todays Track	Now Win	Now Place	Same Jock?	RACE	Todays Track	Now Win	Now Place	Same Jock?	RACE	Totals For Week	Sel 1	Sel 1	Sel 1	Sel 2	Sel 2	Sel 2	Sel 3	Sel 3	Sel 3	Sel 4	Sel 4	Sel 4								
Vaal	1.4	1.1	yes	2	Vaal	16.5	5.6	no	4	Kimberley	3.3	1.2	yes	1	Vaal	10.4	2.7	yes	5	43	12	7	5	12	3	9	10	4	6	9	1	8								
Kenilworth	1.3	1	no	1	Kenilworth	2.3	1.2	no	3	Vaal	4.3	1.4	no	3	Vaal	3	1.6	no	7																					
Kenilworth	2.4	1.1	no	4	Kenilworth	5.9	2.3	no	5	Vaal	7.1	2.1	no	6	Kenilworth	6.4	1.5	no	2	1,2&3 Totals For Week																				
Kenilworth	3.8	1.5	yes	7	Vaal	3.3	1.3	yes	1	Vaal	10	2.4	no	5	Kenilworth	3.9	1.8	no	6			34																		
Kenilworth	15.2	3.7	no	8	Vaal	3	1.4	yes	2	Vaal	7.8	1.9	no	7	Vaal	5.3	2.3	no	3																					
Fairview	2.4	1.5	yes	2	Fairview	2.5	1.6	no	1	Fairview	5.4	2.1	yes	4	Vaal	5.5	2.3	no	6	14226	1,2&3 Total to date																			
Fairview	3.3	1.4	yes	6	Fairview	5.9	2.7	no	7	Turffontein	4.8	2	no	3	Turffontein	7.9	2.7	no	5	42	Average per week																			
Fairview	1.1	1.1	yes	7	Turffontein	2.1	1.3	no	4	Kenilworth	2.3	1.5	yes	3	Greyville	7	3.8	no	1																					
Turffontein	2	1.3	no	2	Kenilworth	1.7	1.4	no	1	Greyville	4.6	1.8	no	3	Greyville	11.1	2	no	6	17163	1,2,3&4 Total to date																			
Greyville	2.9	1	no	2	Kenilworth	2.5	0	yes	4	Greyville	1.9	1.3	yes	8																										
Greyville	1.3	0	yes	4	Kenilworth	2.6	1.2	no	5																															
Greyville	2.1	1	yes	5	Kenilworth	9.3	3.6	no	6																															
																				51	Average per week																			
																				Week 15-02-16 to 21-02-16																				



click <http://horseracingtips.co.za> to go back to Home Page

Selection No. 1					Selection No. 2					Selection No. 3					Selection No. 4					Totals Data													Magic Grid™ Stats Start : September 2010				
Today's Track	Now Win	Now Place	Same Jock?	RACE	Today's Track	Now Win	Now Place	Same Jock?	RACE	Today's Track	Now Win	Now Place	Same Jock?	RACE	Today's Track	Now Win	Now Place	Same Jock?	RACE	Totals For Week	Sel 1 yes	Sel 1 no	Sel 2 yes	Sel 2 no	Sel 3 yes	Sel 3 no	Sel 4 yes	Sel 4 no									
Fairview	2.8	1.5	yes	2	Fairview	2.4	1.2	yes	6	Fairview	3.2	1	no	3	Fairview	5.3	1.4	no	1	51	17	6	11	14	8	6	12	5	7	8	1	7					
Fairview	5.2	1.6	no	5	Vaal	5.8	1.9	no	6	Fairview	5.9	2.5	no	4	Fairview	7	2.4	no	8																		
Vaal	5.9	1.7	no	1	Durbanville	3.7	1.7	yes	2	Vaal	5.4	2.1	yes	8	Vaal	10.1	2.6	no	9	1,2&3 Totals For Week																	
Vaal	1.3	1	no	2	Durbanville	4.4	1.3	yes	3	Durbanville	6.9	1.4	no	4	Durbanville	7.8	3.8	no	2	43																	
Vaal	3.1	1.3	no	4	Durbanville	9.8	2.8	yes	8	Durbanville	4.7	1.5	no	6	Durbanville	7	3	yes	3	14269 1,2&3 Total to date		Week 336															
Turffontein	6	1.4	no	2	Turffontein	7.4	1.9	no	1	Fairview	3.4	1.8	no	3	Scottsville	5.1	1.5	no	2	42 Average per week																	
Fairview	4.4	1.6	no	1	Greyville	4.3	1.5	yes	1	Fairview	2.1	1.6	no	4	Scottsville	5.5	2.4	no	6	17214 1,2,3&4 Total to date																	
Fairview	2.7	0	no	2	Durbanville	5.8	1.2	yes	1	Turffontein	1.3	1	yes	2	Scottsville	4.3	1.4	no	8	51 Average per week																	
Greyville	1.6	1	no	2	Borrowdale	2.1	1.1	no	1	Turffontein	3.4	1.6	no	3						Week 22-02-16 to 28-02-16																	
Turffontein	2.8	1.2	yes	1	Borrowdale	2.5	1.5	yes	2	Turffontein	4	2.1	yes	10																							
Turffontein	3	1.5	yes	8	Borrowdale	3.5	1.6	yes	5	Durbanville	3.7	1.2	yes	5																							
Turffontein	7.9	2.5	no	9	Scottsville	1.6	1	no	1	Scottsville	3.6	1.9	yes	7																							
Durbanville	3.2	1.6	no	4	Scottsville	2.4	1.6	no	3																												
Durbanville	2.4	1.3	yes	7	Scottsville	4.8	2	no	5																												
Borrowdale	3.4	2.3	yes	3																																	
Borrowdale	1.8	1.4	no	4																																	
Borrowdale	2.6	2.3	yes	7																																	



click <http://horseracingtips.co.za> to go back to Home Page

Selection No. 1					Selection No. 2					Selection No. 3					Selection No. 4					Totals Data		Magic Grid™ Stats Start : September 2010																				
Today's Track	Now Win	Now Place	Same Jock?	RACE	Today's Track	Now Win	Now Place	Same Jock?	RACE	Today's Track	Now Win	Now Place	Same Jock?	RACE	Today's Track	Now Win	Now Place	Same Jock?	RACE	Totals For Week	Sel 1	Sel1 yes	Sel1 no	Sel 2	Sel2 yes	Sel2 no	Sel 3	Sel3 yes	Sel3 no	Sel 4	Sel4 yes	Sel4 no										
Kimberley	1.9	1	yes	2	Fairview	5.2	1.5	no	2	Kimberley	6.3	2.1	no	5	Kimberley	5.3	1.9	yes	1	56	23	12	11	17	7	10	7	3	4	9	3	6										
Turffontein	2.2	1	yes	3	Fairview	2.4	1.2	no	3	Fairview	2	1.2	no	1	Kimberley	11	3.4	no	7																							
Greyville	2	1.2	no	2	Fairview	12.9	3.8	no	4	Kenilworth	3.5	1.7	yes	5	Kimberley	19.4	4.4	no	8	1,2&3 Totals For Week																						
Greyville	1.7	1.4	yes	3	Turffontein	3.2	1.1	yes	1	Kenilworth	2.8	1.3	yes	6	Greyville	4	0	no	7	47																						
Greyville	3.2	1.5	yes	4	Greyville	1.2	1	no	1	Kenilworth	7.6	2	yes	8	Vaal	13.4	7	no	3																							
Greyville	3.3	1.3	no	9	Vaal	2.2	1.2	no	2	Scottsville	5.7	2.2	no	3	Fairview	5.3	1.7	yes	6	14316	1,2&3 Total to date																					
Vaal	1.8	1.4	no	3	Vaal	4.2	1.8	yes	6	Scottsville	34.1	10.7	no	8	Fairview	3.5	1.5	yes	8	42	Average per week																					
Vaal	1.6	1	yes	4	Fairview	5	1.4	yes	1						Greyville	2.9	1.4	no	5																							
Vaal	1.3	1	yes	5	Fairview	12	2.5	no	7						Turffontein	2.6	1.3	no	5																							
Vaal	12.2	2.7	no	8	Fairview	3	2.1	no	9																																	
Fairview	2.6	1.4	no	2	Greyville	2.3	1.4	yes	1																																	
Fairview	2.5	1.3	yes	3	Greyville	2.8	1.3	yes	7																																	
Greyville	10.3	2.5	yes	2	Turffontein	2.2	1.1	no	1																																	
Greyville	11.5	2.5	no	3	Turffontein	4.5	0	yes	3																																	
Greyville	9.1	2.6	no	4	Turffontein	2.5	1.3	no	8																																	
Greyville	6.4	2.1	no	6	Scottsville	1.9	0	no	1																																	
Turffontein	5	1.7	no	2	Scottsville	3.7	1.4	yes	5																																	
Turffontein	1.2	1	yes	6																																						
Turffontein	3.1	1.6	yes	9																																						
Kenilworth	1.4	1.1	yes	1																																						
Kenilworth	1.9	1	yes	4																																						
Kenilworth	3.8	2	no	7																																						
Scottsville	2.4	1.2	no	4																																						




click <http://horseracingtips.co.za> to go back to Home Page

Selection No. 1					Selection No. 2					Selection No. 3					Selection No. 4					Totals Data													Magic Grid™ Stats Start : September 2010	
Today's Track	Now Win	Now Place	Same Jock?	RACE	Today's Track	Now Win	Now Place	Same Jock?	RACE	Today's Track	Now Win	Now Place	Same Jock?	RACE	Today's Track	Now Win	Now Place	Same Jock?	RACE	Totals For Week	Sel 1 yes	Sel 1 no	Sel 2 yes	Sel 2 no	Sel 3 yes	Sel 3 no	Sel 4 yes	Sel 4 no						
Kimberley	6	1.8	no	3	Turffontein	2.3	1	no	3	Kimberley	3.1	1.7	no	5	Kimberley	3.6	1.4	no	1	57	20	6	14	13	4	9	18	5	13	6	2	4		
Kimberley	7.5	2.2	yes	6	Vaal	13.5	2.2	no	1	Kimberley	3.6	1.3	yes	7	Turffontein	6.7	3.5	no	9	1,2&3 Totals For Week	51	14367	1,2&3 Total to date	43	Average per week	17327	1,2,3&4 Total to date	51	Average per week	Week 07-03-16 to 13-03-16	Week 338			
Kimberley	5.3	1.7	yes	9	Vaal	4.5	1.6	yes	2	Turffontein	3.1	1.5	no	4	Greyville	5.6	2	no	1															
Greyville	2.3	2	no	8	Fairview	2.4	1.3	no	3	Turffontein	2	1.2	no	7	Greyville	5.1	2.4	yes	3															
Vaal	2.4	3.1	no	3	Greyville	1.9	1.1	no	2	Greyville	1.7	0	no	4	Turffontein	4.2	1.6	no	4															
Vaal	2.1	1.3	no	4	Greyville	5	1.7	yes	6	Greyville	1.8	0	no	5	Greyville	9	2.3	yes	3															
Vaal	4.4	2.5	no	5	Turffontein	2.8	1.7	yes	1	Greyville	4.3	2.9	no	7																				
Vaal	4.6	2.2	no	6	Turffontein	2.7	1.6	no	6	Vaal	7.3	2.9	yes	8																				
Fairview	2.2	1.3	no	4	Kenilworth	3.6	1.6	no	2	Vaal	5	2.1	no	9																				
Greyville	2.7	1.2	yes	3	Borrowdale	1.7	1.4	no	3	Fairview	4.4	2.3	yes	2																				
Greyville	3.8	1.5	yes	4	Borrowdale	4.1	1.5	no	5	Fairview	13.9	4.3	no	9																				
Turffontein	1.6	1	no	3	Greyville	1.8	1	no	4	Greyville	6.5	2.2	no	1																				
Turffontein	2.4	1.7	no	7	Greyville	3.7	1.4	yes	6	Turffontein	2	1	no	2																				
Kenilworth	3.6	1.7	no	3						Turffontein	2	1	no	8																				
Kenilworth	6.3	1.5	no	4						Kenilworth	4.3	1.7	yes	5																				
Kenilworth	2.5	1.1	yes	6						Borrowdale	3.9	1.7	no	2																				
Greyville	4.5	1.2	no	1						Borrowdale	7.6	2	yes	7																				
Borrowdale	3.7	1.6	yes	6						Greyville	2.8	2.4	no	5																				
Greyville	3.4	1.7	no	2																														
Greyville	3	1.4	no	8																														



click <http://horseracingtips.co.za> to go back to Home Page


Selection No. 1					Selection No. 2					Selection No. 3					Selection No. 4					Totals Data		Magic Grid™ Stats Start : September 2010																		
Today's Track	Now Win	Now Place	Same Jock?	RAOE	Today's Track	Now Win	Now Place	Same Jock?	RAOE	Today's Track	Now Win	Now Place	Same Jock?	RAOE	Today's Track	Now Win	Now Place	Same Jock?	RAOE	Totals For Week	Sel 1	Sel 1	Sel 1	Sel 2	Sel 2	Sel 2	Sel 3	Sel 3	Sel 3	Sel 4	Sel 4	Sel 4								
Kimberley	8.9	2.7	yes	7	Kimberley	2.9	1.5	yes	2	Kimberley	10.6	3.4	no	4	Vaal	4	1.2	no	7	47	15	6	9	14	6	8	9	4	5	9	2	7								
Fairview	6.2	1.6	no	6	Vaal	8.5	1.1	yes	2	Vaal	4.6	1.8	yes	3	Greyville	3.8	1.7	no	1																					
Greyville	5.8	1.7	yes	2	Greyville	4.3	1.7	yes	4	Vaal	6.4	1.8	no	8	Greyville	3.8	1.4	no	3																					
Greyville	1.9	1	yes	4	Greyville	4.3	1.4	no	8	Greyville	2.4	1	no	7	Greyville	3.2	1.2	yes	5	1,2&3 Totals For Week																				
Turffontein	1	1	no	1	Fairview	2.9	1.4	no	3	Turffontein	3.2	2.1	yes	3	Fairview	13.9	3.2	no	4	38																				
Turffontein	6.8	2.4	no	7	Greyville	2.6	1	yes	1	Turffontein	3.2	1.3	no	6	Fairview	1.7	1.3	no	7	14405	1,2&3 Total to date																			
Turffontein	1.9	1.4	no	8	Greyville	2.9	1.2	no	3	Turffontein	4.6	1.5	yes	9	Greyville	2.1	1.1	no	5																					
Kenilworth	1.1	0	no	2	Greyville	6.3	2.9	yes	6	Borrowdale	9.2	2.1	yes	3	Turffontein	4.8	2.8	no	2	42	Average per week																			
Kenilworth	5.5	2.1	yes	5	Greyville	7.1	2.2	no	7	Borrowdale	5	3.3	no	6	Borrowdale	3	1.7	yes	2																					
Scottsville	3.8	1.3	no	2	Turffontein	4.2	1.4	no	4																															
Scottsville	3.3	1.1	no	3	Kenilworth	2.5	0	yes	1																															
Scottsville	16	6	no	6	Kenilworth	4.1	2.3	no	3																															
Scottsville	1.7	1	no	8	Kenilworth	3	2.2	no	4																															
Borrowdale	1.8	1.3	yes	5	Scottsville	2.5	1.3	no	1																															
Borrowdale	1.9	1.2	yes	7																																				
																				17374	1,2,3&4 Total to date																			
																				51	Average per week																			
																				Week		14-03-16	to	20-03-16																
																						click http://horseracingtips.co.za to go back to Home Page																		

Selection No. 1					Selection No. 2					Selection No. 3					Selection No. 4					Totals Data																					
Today's Track	Now Win	Now Place	Same Jock?	RACE	Today's Track	Now Win	Now Place	Same Jock?	RACE	Today's Track	Now Win	Now Place	Same Jock?	RACE	Today's Track	Now Win	Now Place	Same Jock?	RACE	Totals For Week	Sel 1	Sel1 yes	Sel1 no	Sel 2	Sel2 yes	Sel2 no	Sel 3	Sel3 yes	Sel3 no	Sel 4	Sel4 yes	Sel4 no									
Fairview	5.3	1.8	no	3	Greyville	1.6	1	no	5	Turffontein	5.4	1.6	no	4	Fairview	12.8	3.6	no	1	53	22	9	13	10	5	5	16	3	13	5	1	4									
Fairview	6	2.3	no	7	Vaal	2.8	1.5	no	2	Turffontein	6.5	2.5	no	5	Turffontein	1.9	1.1	no	3																						
Turffontein	3.4	1.3	no	1	Greyville	2.9	1.2	yes	5	Turffontein	1.9	1.4	no	8	Fairview	2.5	1.3	no	3	1,2&3 Totals For Week																					
Turffontein	2.7	1.5	yes	2	Greyville	6.7	1.9	no	7	Greyville	9.2	3.9	no	4	Fairview	5	2	yes	6	48																					
Turffontein	2	1	no	7	Mauritius	4.8	1.7	yes	2	Vaal	11.2	3	no	3	Greyville	19.9	3.2	no	2																						
Greyville	1.6	1.4	no	2	Mauritius	4.2	5.2	no	8	Vaal	5.5	2.1	no	7																											
Greyville	2.3	1.5	yes	6	Turffontein	3.5	1.6	no	2	Vaal	6.2	2.3	yes	10																											
Vaal	3.5	1.4	no	4	Turffontein	4	1.9	yes	9	Fairview	2.4	1.2	no	5																											
Vaal	1	1	no	5	Scottsville	2.3	1	yes	2	Fairview	4.6	1.7	no	9																											
Vaal	3.7	1.6	yes	6	Scottsville	2.3	1.4	yes	8	Mauritius	7.6	3.3	no	6																											
Fairview	1.3	1	yes	1						Turffontein	10.1	3.5	no	6																											
Fairview	3.5	1.1	no	7						Kenilworth	6.8	2.2	yes	2																											
Fairview	4.2	1.7	yes	8						Scottsville	2.7	1.1	no	1																											
Greyville	1.1	1.2	yes	1						Scottsville	2.6	1	no	5																											
Turffontein	2.3	1.4	no	1						Scottsville	3.7	1.8	no	6																											
Turffontein	2.7	1	yes	4						Scottsville	3.5	2.2	yes	7																											
Turffontein	8.6	2.2	no	5																																					
Turffontein	3.2	2	yes	8																																					
Kenilworth	3.3	1	no	1																																					
Kenilworth	1.4	1	no	3																																					
Kenilworth	2	1.2	yes	4																																					
Kenilworth	5.6	2.6	no	8																																					

14453	1,2&3 Total to date	Week	340
43	Average per week		
17427	1,2,3&4 Total to date		
51	Average per week		
Week	21-03-16	to	27-03-16



click <http://horseracingtips.co.za> to go back to Home Page

Selection No. 1					Selection No. 2					Selection No. 3					Selection No. 4					Totals Data												Magic Grid™ Stats Start : September 2010				
Today's Track	Now Win	Now Place	Same Jock?	RACE	Today's Track	Now Win	Now Place	Same Jock?	RACE	Today's Track	Now Win	Now Place	Same Jock?	RACE	Today's Track	Now Win	Now Place	Same Jock?	RACE	Totals For Week	Sel 1	Sel 1	Sel 1	Sel 2	Sel 2	Sel 2	Sel 3	Sel 3	Sel 3	Sel 4	Sel 4	Sel 4	Sel 4			
Vaal	1.8	1.1	yes	2	Fairview	2.3	1.7	no	2	Vaal	5	1.9	no	8	Fairview	3.9	1.5	yes	1	44	19	8	11	14	6	8	5	3	2	6	2	4				
Vaal	2	1	no	3	Fairview	4.7	1.7	no	7	Turffontein	3.2	1.6	yes	5	Fairview	6.6	2.1	no	5	1,2&3 Totals For Week																
Vaal	2	1.3	no	7	Fairview	6.8	2.5	no	8	Kenilworth	1.7	1	yes	2	Fairview	5.6	1.8	no	6	38																
Greyville	2.4	1.2	no	3	Vaal	15.2	3	yes	5	Kenilworth	3.6	1.8	yes	4	Fairview	6.5	1.8	no	9	14491 1,2&3 Total to date												Week 341				
Greyville	2.6	1	yes	8	Greyville	2.6	1.4	yes	4	Kenilworth	5.1	1.9	no	7	Turffontein	6.9	2.3	no	2	42 Average per week																
Turffontein	1.9	1.3	yes	3	Mauritius	3	1.9	no	1						Turffontein	1.4	1	yes	8	17471 1,2,3&4 Total to date																
Turffontein	2.9	1.6	no	4	Mauritius	2.6	1.1	no	7											51 Average per week																
Turffontein	2.1	1.3	yes	6	Turffontein	1.5	1	yes	5											Week 28-03-16 to 03-04-16																
Mauritius	3.6	1.5	no	3	Turffontein	1.6	1.4	yes	10																											
Mauritius	2.1	1.2	no	5	Kenilworth	4.6	1.9	yes	8											click http://horseracingtips.co.za to go back to Home Page																
Mauritius	5.3	2.8	no	6	Scottsville	4.9	2.8	no	1																											
Turffontein	1.8	1.2	yes	1	Scottsville	3.1	0	yes	4																											
Turffontein	1.4	1	yes	2	Scottsville	8.1	2.3	no	7																											
Turffontein	2.4	1.3	no	3	Scottsville	3.6	1.6	no	8																											
Turffontein	2.4	1.4	yes	4																																
Kenilworth	1.4	1	yes	1																																
Scottsville	7.9	2.5	no	3																																
Scottsville	1.3	0	no	5																																
Scottsville	1.4	0	no	6																																

Selection No. 1				Selection No. 2				Selection No. 3				Selection No. 4				Totals Data												Magic Grid™ Stats Start : September 2010													
Today's Track	Now Win	Now Place	Same Jock?	RACE	Today's Track	Now Win	Now Place	Same Jock?	RACE	Today's Track	Now Win	Now Place	Same Jock?	RACE	Today's Track	Now Win	Now Place	Same Jock?	RACE	Totals For Week	Sel 1	Sel 1	Sel 1	Sel 2	Sel 2	Sel 2	Sel 3	Sel 3	Sel 3	Sel 4	Sel 4	Sel 4	Sel 4								
Kimberley	2.5	1.4	no	1	Kimberley	3.9	1.8	no	3	Kenilworth	6.9	2	yes	1	Kenilworth	4.7	1.7	yes	4	63	21	10	11	18	9	9	13	5	8	11	8	3									
Kimberley	2.9	1.5	yes	2	Kimberley	8.6	2.1	no	5	Kenilworth	3.4	1.3	no	5	Turffontein	5.9	2.1	no	3																						
Kenilworth	1.6	1	yes	3	Kimberley	3.6	1.2	yes	7	Turffontein	1.9	1	yes	2	Turffontein	3	1.7	no	6	1,2&3 Totals For Week																					
Kenilworth	3.5	1.8	no	6	Turffontein	3.1	1.6	yes	8	Turffontein	3	1.4	no	4	Vaal	7.2	1.9	yes	2	52																					
Turffontein	3.9	1.3	no	1	Greyville	7.7	2.3	no	3	Vaal	5.9	2.3	no	7	Fairview	8.6	2.2	no	2																						
Turffontein	3.3	1.5	yes	5	Greyville	7.5	2.7	yes	4	Fairview	3.5	1.5	yes	3	Fairview	5.5	2	yes	4	14543	1,2&3 Total to date				Week	342															
Greyville	2.5	1.1	yes	1	Greyville	1.4	0	yes	5	Greyville	7.2	1.9	yes	1	Fairview	6.4	1.9	yes	7	43	Average per week																				
Greyville	1.6	1.3	no	2	Greyville	3.1	1.5	no	6	Greyville	2.1	1	no	6	Greyville	2.7	1.9	yes	3																						
Greyville	1.5	1.4	no	8	Vaal	3.7	1.3	no	6	Mauritius	4.8	2.4	no	3	Mauritius	3.5	2	yes	1	17534	1,2,3&4 Total to date																				
Vaal	4.2	1.3	yes	8	Fairview	3	1	yes	1	Mauritius	3.1	1.5	no	6	Kenilworth	4	1.8	yes	6	51	Average per week																				
Mauritius	2.2	1	yes	2	Greyville	3.9	1.7	yes	7	Turffontein	12	3.1	no	6	Scottsville	5.1	2.1	yes	2																						
Mauritius	2.2	1	yes	4	Mauritius	3.4	1.9	yes	5	Kenilworth	4.1	1.2	yes	1																											
Turffontein	1.7	1.2	no	2	Turffontein	3.3	1.9	no	4	Scottsville	3	1.3	no	5																											
Turffontein	4.1	1	no	5	Turffontein	2.9	1.1	no	7																																
Kenilworth	3.8	1.5	no	5	Borrowdale	7.5	2.4	no	1																																
Kenilworth	4.7	1.8	no	7	Scottsville	4.8	1.5	yes	3																																
Kenilworth	4.8	1.3	yes	8	Scottsville	4.5	1.3	no	4																																
Borrowdale	6	2.3	yes	2	Scottsville	2.7	1.2	yes	7																																
Borrowdale	2.1	1.5	no	4																																					
Borrowdale	3.8	2	yes	6																																					
Scottsville	6.3	2.2	no	8																																					



click <http://horseracingtips.co.za> to go back to Home Page

Selection No. 1					Selection No. 2					Selection No. 3					Selection No. 4					Totals Data																						
Track	Now Win	Now Place	Same Jock?	RACE	Track	Now Win	Now Place	Same Jock?	RACE	Track	Now Win	Now Place	Same Jock?	RACE	Track	Now Win	Now Place	Same Jock?	RACE	Totals For Week	Sel 1	Sel 1	Sel 1	Sel 2	Sel 2	Sel 2	Sel 3	Sel 3	Sel 3	Sel 4	Sel 4	Sel 4										
																						1	yes	no	2	yes	no	3	yes	no	4	yes	no									
Greyville	3.9	2	no	4	Vaal	7.3	2.6	no	5	Vaal	4	1.6	no	3	Fairview	7.5	2.2	yes	9	Totals	46	16	5	11	15	5	10	7	3	4	8	4	4									
Vaal	2.5	1.4	no	2	Vaal	27.3	6.1	no	8	Vaal	2.9	1.3	no	1	Greyville	3.2	1.7	yes	4	1,2&3 Totals																						
Vaal	3.3	1.7	no	3	Greyville	1.5	1.1	no	2	Fairview	3.8	2.4	no	1	Greyville	6.1	2.8	no	5	For Week	38																					
Vaal	3.9	2.2	no	7	Greyville	1.6	1	yes	6	Greyville	6.1	2.2	yes	2	Mauritius	2.8	1.2	yes	5	1,2&3 Total to date	14581																					
Fairview	1.7	1	no	6	Vaal	3.6	2.1	no	9	Turffontein	4.3	1.1	no	2	Mauritius	5.2	2	no	6	Average per week	43																					
Fairview	2.1	1.1	yes	8	Greyville	2	1.4	no	6	Turffontein	2.6	1	yes	3	Turffontein	2.3	1.6	no	1	1,2,3&4 Total to date	17580																					
Greyville	3	1.7	yes	1	Greyville	4.7	1.2	no	7	Scottsville	8.6	3.1	yes	8	Turffontein	2.1	1.1	yes	7	Average per week	51																					
Greyville	4.3	1.7	no	3	Mauritius	2.9	1	no	1						Kenilworth	9.7	2.3	no	5	Week																						
Mauritius	5	1.2	no	4	Mauritius	10.3	2.9	no	2																																	
Mauritius	2.4	1.6	no	7	Mauritius	6.9	3	no	3																																	
Turffontein	1.3	1	yes	5	Turffontein	5.3	1.8	no	4																																	
Kenilworth	1.7	1.1	no	1	Turffontein	2.7	1.8	yes	9																																	
Kenilworth	1.5	1	yes	3	Kenilworth	2.3	1.5	yes	2																																	
Scottsville	2.5	1	no	1	Scottsville	1.8	1	yes	2																																	
Scottsville	3.5	1.4	yes	5	Scottsville	2.1	1	yes	3																																	
Scottsville	6.8	3.1	no	7																																						




click <http://horseracingtips.co.za> to go back to Home Page

Selection No. 1				Selection No. 2				Selection No. 3				Selection No. 4				Totals Data												Magic Grid™ Stats Start : September 2010				
Today's Track	Now Win	Now Place	Same Jock?	RACE	Today's Track	Now Win	Now Place	Same Jock?	RACE	Today's Track	Now Win	Now Place	Same Jock?	RACE	Today's Track	Now Win	Now Place	Same Jock?	RACE	Totals For Week	Sel 1	Sel 1	Sel 1	Sel 2	Sel 2	Sel 2	Sel 3	Sel 3	Sel 3	Sel 4	Sel 4	Sel 4
Turffontein	5.3	1.6	no	1	Fairview	5.5	2	no	2	Fairview	2.3	1.1	no	4	Turffontein	3.5	1.6	yes	4	63	18	8	10	20	10	10	15	4	11	10	4	6
Turffontein	1.8	1	no	2	Fairview	3.3	1.7	no	7	Fairview	7.3	2.4	yes	5	Turffontein	2.7	1.4	yes	6	1,2&3 Totals For Week												
Turffontein	7.3	2	no	3	Fairview	4.1	2	yes	8	Greyville	2.6	1.4	no	3	Vaal	3.9	1.8	yes	9	53												
Greyville	2.8	2	yes	2	Turffontein	3.2	1.5	yes	7	Greyville	1.6	1.3	yes	7	Greyville	8.8	1.3	no	3	14634 1,2&3 Total to date												
Greyville	1.6	1.2	yes	5	Greyville	1.5	1.2	yes	1	Vaal	2.7	1.5	no	1	Greyville	4.6	1.7	no	4	43 Average per week												
Fairview	1.9	1.1	no	6	Greyville	5.2	1.6	no	6	Vaal	6.2	2.7	yes	2	Greyville	6.8	3.2	no	5	Week 344												
Greyville	4.5	1.7	yes	7	Vaal	2.2	1.3	no	3	Fairview	2.4	1.8	no	2	Mauritius	5	1.7	no	6	17643 1,2,3&4 Total to date												
Mauritius	2.2	1.3	yes	1	Vaal	6.7	2.1	yes	5	Greyville	27.9	2.9	no	1	Mauritius	3.1	1.7	yes	8	51 Average per week												
Mauritius	1.3	1.3	no	3	Fairview	5.1	1.6	yes	7	Greyville	4.1	1.3	no	8	Kenilworth	3.3	2	no	7	Week 18-04-16 to 24-04-16												
Turffontein	3	1.2	no	1	Fairview	10.2	2.4	no	8	Mauritius	1.5	1	no	5	Borrowdale	1.7	1	no	3													
Turffontein	3.1	1	yes	6	Greyville	4.1	1.8	no	2	Turffontein	6.1	1.9	no	2																		
Turffontein	5	1.7	no	8	Mauritius	1.3	1.7	no	2	Turffontein	8.1	2.7	no	4																		
Kenilworth	3	0	no	1	Mauritius	1.6	1.2	yes	7	Kenilworth	7.4	2.2	yes	6																		
Kenilworth	8.1	2	yes	5	Turffontein	3	1.9	yes	5	Scottsville	2.6	2.1	no	4																		
Borrowdale	1.4	1.1	yes	6	Kenilworth	4.6	1.6	no	2	Scottsville	3.7	1.7	no	1																		
Scottsville	2.3	1.8	yes	2	Kenilworth	1.9	1	yes	3																							
Scottsville	6.6	1.9	no	5	Kenilworth	14.4	3	no	8																							
Scottsville	2.5	1.1	no	8	Borrowdale	1.5	1.2	no	2																							
					Borrowdale	4.1	1.6	yes	4																							
					Borrowdale	5.1	2.5	yes	5																							



click <http://horseracingtips.co.za> to go back to Home Page

Selection No. 1					Selection No. 2					Selection No. 3					Selection No. 4					Totals Data													Magic Grid™ Stats Start : September 2010								
Today's Track	Now Win	Now Place	Same Jock?	RACE	Today's Track	Now Win	Now Place	Same Jock?	RACE	Today's Track	Now Win	Now Place	Same Jock?	RACE	Today's Track	Now Win	Now Place	Same Jock?	RACE	Totals For Week	Sel 1	Sel1 yes	Sel1 no	Sel 2	Sel2 yes	Sel2 no	Sel 3	Sel3 yes	Sel3 no	Sel 4	Sel4 yes	Sel4 no									
Kimberley	2.3	1.4	yes	1	Kimberley	4.5	1.9	yes	3	Kimberley	7.9	3.1	no	8	Kimberley	6.1	1.5	yes	7	55	19	8	11	19	13	6	10	6	4	7	3	4									
Kimberley	2.3	1.3	no	2	Kimberley	4.2	2	yes	5	Vaal	14.6	2.6	yes	3	Vaal	4.7	1.7	no	5																						
Vaal	5.3	1.5	no	2	Vaal	5.9	2	no	1	Vaal	2.2	1.6	no	7	Scottsville	6.9	2.5	no	6	1,2&3 Totals For Week																					
Scottsville	1.4	1	yes	1	Vaal	2.6	1.3	no	4	Scottsville	3.7	1.5	yes	7	Vaal	9.9	2.2	no	2	48																					
Scottsville	1.2	1.1	yes	2	Vaal	3.8	1.9	no	6	Vaal	1.8	1	yes	4	Turffontein	3	1.7	yes	5	14682	1,2&3 Total to date												Week	345							
Scottsville	2.5	1.2	no	4	Scottsville	5.7	1.7	yes	3	Mauritius	4.4	2	yes	3	Turffontein	2.1	1.2	yes	7	43	Average per week																				
Scottsville	4.3	1.7	no	5	Vaal	2.4	1.4	yes	6	Mauritius	1.6	1.4	yes	4	Kenilworth	6.5	1.7	no	6	17698	1,2,3&4 Total to date																				
Scottsville	3.2	1.6	no	8	Fairview	2.2	1	yes	1	Mauritius	6.7	3.2	no	8																											
Vaal	4.5	1.7	yes	8	Fairview	2	1.3	no	3	Turffontein	6.2	2.8	yes	6																											
Fairview	1.7	1	no	2	Mauritius	5.9	3.9	no	6	Scottsville	3.2	1.5	no	3																											
Fairview	2.2	1.3	no	4	Turffontein	6.3	2	no	2																																
Mauritius	3.2	1.4	no	2	Turffontein	1.6	1.1	yes	9																																
Turffontein	2.2	1.1	yes	4	Kenilworth	1.4	1	yes	1																																
Turffontein	1.1	1	yes	8	Kenilworth	4.5	2.2	yes	8																																
Kenilworth	4.8	1.4	yes	3	Scottsville	5.4	1.7	yes	4																																
Turffontein	4.7	1.9	yes	11	Scottsville	3	1.7	yes	5																																
Scottsville	1.4	1	no	1	Scottsville	1.8	1.3	yes	6																																
Scottsville	1.4	1	no	2	Scottsville	5	2.1	yes	7																																
Scottsville	9.4	2.3	no	8	Scottsville	3.3	2	yes	9																																





click <http://horseracingtips.co.za> to go back to Home Page

Selection No. 1					Selection No. 2					Selection No. 3					Selection No. 4					Totals Data													Magic Grid™ Stats Start : September 2010							
Today's Track	Now Win	Now Place	Same Jock?	RACE	Today's Track	Now Win	Now Place	Same Jock?	RACE	Today's Track	Now Win	Now Place	Same Jock?	RACE	Today's Track	Now Win	Now Place	Same Jock?	RACE	Totals For Week	Sel 1	Sel 1	Sel 1	Sel 2	Sel 2	Sel 2	Sel 3	Sel 3	Sel 3	Sel 4	Sel 4	Sel 4								
																					1	yes	no	2	yes	no	3	yes	no	4	yes	no								
Fairview	6.1	1.8	no	3	Fairview	2.9	1.4	no	1	Greyville	1.9	1.2	yes	1	Vaal	2.2	1.6	no	2	59	14	6	8	19	7	12	6	1	5	20	11	9								
Fairview	6.1	2.2	no	7	Fairview	3.3	1.7	no	5	Fairview	3.6	1.3	no	6	Vaal	7.3	1.8	yes	7																					
Vaal	2.5	1.1	no	1	Fairview	6.8	1.5	yes	8	Fairview	2.4	1.1	no	8	Greyville	2.5	1	no	4	1,2&3 Totals For Week																				
Vaal	1.6	1.1	no	3	Greyville	6.1	2.2	no	3	Greyville	2.3	1.2	no	1	Greyville	5.5	1.8	yes	7	39																				
Greyville	1.1	1	yes	2	Vaal	3.2	1.4	no	1	Greyville	3.9	1.5	no	7	Greyville	3.2	1.4	yes	8																					
Fairview	4.4	2	no	9	Vaal	2.8	1.2	no	3	Turffontein	6.3	2	no	6	Vaal	2.3	1.4	no	2	14721	1,2&3 Total to date																			
Mauritius	1.6	1.1	yes	3	Vaal	3.1	1.4	no	5						Vaal	4.4	2.5	no	4																					
Mauritius	1.5	1.1	no	5	Vaal	7	2.4	yes	7						Vaal	7.9	2.3	yes	8	43	Average per week																			
Turffontein	10.5	2.7	no	9	Fairview	1.9	1.3	yes	3						Fairview	5.5	1.5	no	1																					
Borrowdale	1.4	1.2	yes	1	Fairview	7	2.1	no	5						Fairview	3.7	2.2	yes	2																					
Borrowdale	7.3	2.9	no	6	Fairview	5.9	2.4	yes	7						Fairview	5	1.6	yes	4	17757	1,2,3&4 Total to date																			
Kenilworth	3.1	1.3	yes	2	Greyville	3.9	1.1	no	8						Greyville	2.9	1.4	no	3	51	Average per week																			
Kenilworth	3.4	0	yes	5	Mauritius	6.5	1.9	no	1						Greyville	4.4	1.8	no	5																					
Kenilworth	10.6	2.5	yes	8	Mauritius	5	4.1	yes	7						Greyville	7.5	2.2	yes	6																					
					Turffontein	3.1	1.9	no	3						Mauritius	3.4	2.5	yes	6																					
					Turffontein	6.4	2	no	4						Turffontein	2.8	1.7	no	1																					
					Borrowdale	2.5	1.4	yes	4						Turffontein	5.9	1.8	no	7	Week	02-05-16 to 08-05-16																			
					Borrowdale	6.2	1.7	yes	5						Turffontein	6.7	2.3	yes	8																					
					Kenilworth	3.1	2.5	no	6						Borrowdale	4.2	1.4	yes	2																					
															Kenilworth	2.7	1.4	yes	3																					



click <http://horseracingtips.co.za> to go back to Home Page

Selection No. 1					Selection No. 2					Selection No. 3					Selection No. 4					Totals Data																			
Today's Track	Now Win	Now Place	Same Jock?	RACE	Today's Track	Now Win	Now Place	Same Jock?	RACE	Today's Track	Now Win	Now Place	Same Jock?	RACE	Today's Track	Now Win	Now Place	Same Jock?	RACE	Totals For Week	Sel 1	Sel1 yes	Sel1 no	Sel 2	Sel2 yes	Sel2 no	Sel 3	Sel3 yes	Sel3 no	Sel 4	Sel4 yes	Sel4 no							
Kimberley	3.3	1.6	no	5	Kimberley	3.9	1.6	no	4	Kimberley	7.9	2.7	no	9	Kimberley	6.5	2.8	yes	6	51	14	5	9	17	7	10	11	3	8	9	3	6							
Scottsville	4.6	1.6	no	1	Kenilworth	10.5	4.3	no	2	Kenilworth	3.5	1.7	no	5	Kenilworth	3.6	1.2	no	1																				
Scottsville	13.5	6.1	no	7	Kenilworth	1.9	1.2	no	4	Kenilworth	3.6	1	no	7	Scottsville	3.7	1.6	no	4	1,2&3 Totals For Week																			
Scottsville	2.1	1.6	yes	8	Scottsville	2.9	1.1	yes	5	Vaal	5.9	2.6	yes	8	Vaal	1.5	0	yes	1	42																			
Vaal	4.9	1.7	yes	2	Vaal	3.1	1.6	no	3	Fairview	1.5	2.3	yes	2	Mauritius	3.5	1.9	yes	5																				
Vaal	7	3.1	no	6	Greyville	1.7	1	yes	2	Greyville	2.1	1.1	no	1	Turffontein	5.2	1.7	no	2																				
Fairview	2.3	1	no	1	Greyville	4.2	2.1	yes	4	Greyville	1.5	1	no	5	Turffontein	13.1	2.4	no	7	14763	1,2&3 Total to date			Week			347												
Fairview	5.5	1.6	no	3	Mauritius	3.3	1.7	no	1	Turffontein	2.2	1.3	yes	1	Kenilworth	3.5	1.4	no	4	43	Average per week																		
Fairview	4.5	1.6	no	5	Mauritius	3.3	1.7	no	6	Turffontein	2.5	1	no	3	Kenilworth	3.9	1.8	no	7																				
Fairview	9.2	2.1	yes	7	Mauritius	3.2	1.2	no	7	Fairview	2.5	1.3	no	1																									
Greyville	2.5	1.3	no	6	Turffontein	2.5	1	yes	4	Fairview	1.6	1	no	3																									
Turffontein	1.2	1	no	5	Kenilworth	2.3	1.1	yes	1																														
Kenilworth	1.4	1	yes	2	Kenilworth	2.5	1.4	no	3																														
Fairview	5.2	2.2	yes	8	Kenilworth	2.3	1	yes	5																														
					Kenilworth	2.8	1	no	8																														
					Fairview	1.6	1	no	2																														
					Fairview	1.4	1.1	yes	7																														
																				Week		09-05-16		to		15-05-16													
																																							
																				click http://horseracingtips.co.za to go back to Home Page																			

Selection No. 1					Selection No. 2					Selection No. 3					Selection No. 4					Totals Data													Magic Grid™ Stats Start : September 2010		
Todays Track	Now Win	Now Place	Same Jock?	RACE	Todays Track	Now Win	Now Place	Same Jock?	RACE	Todays Track	Now Win	Now Place	Same Jock?	RACE	Todays Track	Now Win	Now Place	Same Jock?	RACE	Totals For Week	Sel 1	Sel1 yes	Sel1 no	Sel 2	Sel2 yes	Sel2 no	Sel 3	Sel3 yes	Sel3 no	Sel 4	Sel4 yes	Sel4 no			
Kimberley	3.7	1.6	yes	1	Vaal	1.4	1	no	1	Kimberley	5.7	2.4	no	4	Kimberley	5.8	2.3	yes	7	59	20	9	11	20	12	8	10	2	8	9	1	8			
Kimberley	2.8	1.5	no	2	Greyville	6.3	1.9	no	1	Vaal	4.4	2.1	yes	4	Greyville	3.9	1.4	no	3	1,2&3 Totals For Week 50	14813 1,2&3 Total to date													Week	348
Vaal	1.8	1.2	yes	2	Greyville	3.4	1.3	yes	2	Greyville	5.5	1.5	no	1	Vaal	2.5	1.2	no	2		43 Average per week														
Greyville	2.4	1.3	no	8	Greyville	5.3	2.2	yes	4	Greyville	3.2	1.6	yes	6	Fairview	13.6	2.8	no	2	17867 1,2,3&4 Total to date	51 Average per week														
Fairview	3.4	1.9	yes	3	Greyville	6.3	1.9	no	6	Kenilworth	9	1.7	no	2	Greyville	2.4	1.8	no	3		Week 16-05-16 to 22-05-16														
Fairview	2.2	1	no	8	Vaal	1.8	1.4	no	1	Kenilworth	1.8	1.6	no	7	Greyville	7.2	2	no	5	 <p>click http://horseracingtips.co.za to go back to Home Page</p>															
Greyville	3.4	1.6	no	7	Vaal	3.8	1.5	no	5	Borrowdale	2.4	2.1	no	3	Turffontein	8.8	1.7	no	2																
Mauritius	4	1.4	no	1	Vaal	2.6	1	yes	7	Borrowdale	2.3	1.4	no	7	Turffontein	5.7	2	no	5																
Mauritius	2.9	1.7	no	4	Greyville	2.9	1.5	yes	2	Scottsville	9.8	2.9	no	5	Kenilworth	2.5	1.3	no	5																
Mauritius	1.3	1	yes	5	Greyville	4	1.7	yes	4	Scottsville	11.6	2.8	no	6																					
Mauritius	2.1	1.4	no	6	Greyville	2.5	1.4	no	8																										
Turffontein	1.7	1	no	1	Mauritius	2.7	0	yes	2																										
Turffontein	2.6	1.4	yes	3	Mauritius	3.6	1.8	yes	3																										
Kenilworth	1.4	1	no	4	Mauritius	3.1	1.3	yes	7																										
Kenilworth	2	1.2	yes	6	Turffontein	8.2	1.3	no	4																										
Borrowdale	5	1.9	no	1	Turffontein	6.2	2.4	yes	9																										
Borrowdale	29.7	6.5	yes	2	Kenilworth	1.7	1	yes	1																										
Borrowdale	1.5	1	yes	6	Scottsville	3.7	1.5	yes	1																										
Scottsville	3.4	1.3	yes	4	Scottsville	3.3	1.7	yes	2																										
Scottsville	7	2	no	8	Scottsville	3.4	1.3	no	3																										


Selection No. 1					Selection No. 2					Selection No. 3					Selection No. 4					Totals Data													Magic Grid™ Stats Start : September 2010					
Today's Track	Now Win	Now Place	Same Jock?	RACE	Today's Track	Now Win	Now Place	Same Jock?	RACE	Today's Track	Now Win	Now Place	Same Jock?	RACE	Today's Track	Now Win	Now Place	Same Jock?	RACE	Totals For Week	Sel 1	Sel1 yes	Sel1 no	Sel 2	Sel2 yes	Sel2 no	Sel 3	Sel3 yes	Sel3 no	Sel 4	Sel4 yes	Sel4 no						
Kimberley	2.6	1.2	no	3	Kimberley	3.3	1.5	yes	2	Kimberley	7.9	2.5	no	7	Kimberley	3.5	1.3	no	4	56	10	3	7	27	17	10	8	0	8	11	4	7						
Greyville	2.4	1.4	yes	8	Kimberley	3.8	1.5	no	8	Greyville	7.5	2.2	no	9	Greyville	4.2	2	no	1	1,2&3 Totals For Week																		
Mauritius	4.9	2.1	yes	2	Kimberley	4.1	1.8	yes	9	Fairview	1.7	1.2	no	2	Greyville	2	1.1	no	4	45																		
Mauritius	1.9	1	no	4	Vaal	2	1.1	no	2	Fairview	7.6	2.1	no	5	Greyville	12	4.2	no	5	14858	1,2&3 Total to date																Week	349
Greyville	5.7	2.2	no	1	Vaal	2.5	1.4	no	4	Fairview	4.1	1	no	8	Vaal	3.6	1.3	no	5	43	Average per week																	
Greyville	4.5	2.1	no	9	Vaal	2.5	1.8	yes	7	Mauritius	3.5	2.5	no	8	Vaal	7.3	2.2	no	8	17923	1,2,3&4 Total to date																	
Kenilworth	1.2	1	no	1	Greyville	1.6	1	yes	6	Turffontein	3.6	1.6	no	4	Fairview	3	1.4	yes	1	51	Average per week																	
Kenilworth	3.7	1.1	no	3	Greyville	6.9	2.3	yes	7	Turffontein	10.5	2.9	no	9	Mauritius	3.1	1.2	yes	6																			
Turffontein	2.1	0	yes	3	Vaal	6.2	2.2	yes	1						Greyville	2.7	1	yes	3																			
Turffontein	4	1.5	no	5	Vaal	1.8	1.1	yes	2						Kenilworth	7.6	3.5	yes	8																			
					Vaal	4.5	2.1	yes	6						Turffontein	10.7	2.7	no	1																			
					Fairview	14	3.3	no	3																													
					Fairview	6.4	2.6	yes	4																													
					Mauritius	1.8	1.4	no	1																													
					Mauritius	3.3	2.2	yes	3																													
					Mauritius	1.9	1	yes	5																													
					Mauritius	2.4	1	yes	7																													
					Greyville	3.4	1.2	yes	5																													
					Greyville	2.1	1	yes	6																													
					Greyville	3.5	1.2	yes	7																													
					Greyville	6.8	2.5	yes	10																													
					Kenilworth	3.7	1.2	no	4																													
					Kenilworth	3.7	1.2	no	5																													
					Kenilworth	9.4	0	no	7																													
					Turffontein	2.3	1.2	no	2																													
					Turffontein	2.3	1.4	yes	7																													
					Turffontein	4.8	1.6	no	8																													



Selection No. 1					Selection No. 2					Selection No. 3					Selection No. 4					Totals Data Magic Grid™ Stats Start : September 2010																	
Today's Track	Now Win	Now Place	Same Jock?	RACE	Today's Track	Now Win	Now Place	Same Jock?	RACE	Today's Track	Now Win	Now Place	Same Jock?	RACE	Today's Track	Now Win	Now Place	Same Jock?	RACE	Totals For Week	Sel 1 yes	Sel 1 no	Sel 2 yes	Sel 2 no	Sel 3 yes	Sel 3 no	Sel 4 yes	Sel 4 no									
Kimberley	2.3	1.2	yes	3	Kimberley	4.8	1.5	yes	7	Kimberley	1.6	1.1	yes	4	Kimberley	2.8	1.1	yes	1	59	18	6	12	21	11	10	13	4	9	7	4	3					
Kimberley	5.8	2.3	yes	5	Kenilworth	3.8	1.6	no	3	Vaal	4.5	0	no	2	Kenilworth	6.7	1.9	yes	1																		
Kimberley	2.3	1.2	no	8	Kenilworth	2.3	1.5	yes	4	Mauritius	3.7	1.5	no	3	Scottsville	12.2	3.9	no	8	1,2&3 Totals For Week																	
Kenilworth	1.3	1	yes	2	Kenilworth	2.9	1.6	yes	5	Mauritius	1.7	1.3	no	5	Vaal	3.2	1.4	yes	7	52																	
Scottsville	1.8	1.3	no	3	Kenilworth	4.4	1.9	no	7	Mauritius	2.1	1	no	6	Mauritius	11.4	3.3	no	1																		
Scottsville	1.6	1	no	5	Scottsville	4.3	1.5	no	2	Scottsville	6.6	2.3	yes	1	Mauritius	6.6	3.7	yes	8																		
Scottsville	2	1	no	7	Vaal	4.2	1.1	no	1	Scottsville	3.1	1.5	no	2	Turffontein	7.9	2.8	no	1	14910	1,2&3 Total to date				Week 350												
Scottsville	1.5	1.1	no	9	Vaal	3.6	1.7	no	9	Scottsville	7.3	2.2	no	4																							
Vaal	3.2	1.2	yes	8	Fairview	3.9	1.6	yes	1	Scottsville	2.3	1.1	yes	5																							
Fairview	1.5	1	no	3	Fairview	8.9	2.7	no	6	Scottsville	7.1	2.7	no	10	43	Average per week																					
Fairview	2.4	1.1	no	4	Fairview	3.1	1.1	yes	7	Borrowdale	1.9	1.3	yes	4																							
Mauritius	2	1	no	2	Fairview	19.5	3.1	yes	8	Kenilworth	5.2	2.2	no	2																							
Mauritius	2.7	1.5	no	4	Mauritius	5.3	1.1	yes	7	Turffontein	2	1.3	no	3	17982	1,2,3&4 Total to date																					
Scottsville	3.6	1.8	no	6	Borrowdale	1.8	1.8	no	1																												
Borrowdale	1.3	1.4	yes	5	Kenilworth	1.3	0	yes	3																												
Borrowdale	8.9	3.3	yes	7	Kenilworth	2	1	no	7																												
Kenilworth	2	1	no	1	Turffontein	5.8	2	yes	2																												
Kenilworth	1.2	1	no	4	Turffontein	1.8	1.1	no	4																												
					Turffontein	2	1	yes	6																												
					Turffontein	4.5	2	no	8																												
					Turffontein	3.6	2.2	yes	9																												



click <http://horseracingtips.co.za> to go back to Home Page

Selection No. 1					Selection No. 2					Selection No. 3					Selection No. 4					Totals Data																						
																				Magic Grid™ Stats Start : September 2010																						
Today's Track	Now Win	Now Place	Same Jock?	RACE	Today's Track	Now Win	Now Place	Same Jock?	RACE	Today's Track	Now Win	Now Place	Same Jock?	RACE	Today's Track	Now Win	Now Place	Same Jock?	RACE	Totals For Week	Sel 1	Sel1 yes	Sel1 no	Sel 2	Sel2 yes	Sel2 no	Sel 3	Sel3 yes	Sel3 no	Sel 4	Sel4 yes	Sel4 no										
Fairview	1.9	1.6	no	8	Fairview	1.6	1	no	2	Fairview	5.4	2.1	no	1	Fairview	6	2.1	yes	7	43	11	6	5	17	7	10	9	2	7	6	4	2										
Vaal	3.3	1.5	no	5	Fairview	1.5	1	no	3	Fairview	1.2	1	yes	4	Vaal	11.7	2.9	no	1																							
Scottsville	1.4	1	yes	3	Scottsville	3.2	1.5	yes	6	Fairview	9.6	2.3	yes	6	Vaal	8.7	2.3	yes	4	1,2&3 Totals For Week																						
Mauritius	1.7	1.5	yes	3	Scottsville	4.1	1.7	no	7	Vaal	3.5	1.5	no	7	Vaal	7.5	2.2	yes	5	37																						
Greyville	2.9	1.5	yes	4	Vaal	4.4	1.7	yes	1	Scottsville	4.5	1.6	no	2	Mauritius	4.8	2.9	yes	2																							
Kenilworth	2.9	1.2	yes	2	Vaal	3.5	1.4	no	3	Fairview	4.4	1.5	no	7	Mauritius	4.3	1.3	no	4																							
Greyville	4.5	2.2	no	10	Vaal	3.9	1.4	yes	6	Kenilworth	2.1	1	no	4																												
Kenilworth	11.6	3	no	8	Vaal	4.6	2	yes	7	Kenilworth	7	2	no	6																												
Turffontein	5.8	1.4	no	2	Fairview	5.1	1.9	yes	4	Kenilworth	2.5	1	no	7																												
Turffontein	2.6	1.4	yes	5	Fairview	3.3	1.5	yes	6																																	
Turffontein	3.3	1.2	yes	6	Mauritius	10.2	2.7	no	1																																	
					Greyville	5.2	1.9	no	1																																	
					Greyville	5.4	1.8	no	7																																	
					Kenilworth	2.1	1.1	yes	3																																	
					Kenilworth	6.2	1.8	no	5																																	
					Turffontein	5.8	2.2	no	7																																	
					Turffontein	5	1.9	no	8																																	
																				14947		1,2&3 Total to date					Week		351													
																				43		Average per week																				
																				18025		1,2,3&4 Total to date																				
																				51		Average per week																				
																				Week		06-06-16 to 12-06-16																				
																																										
																				click http://horseracingtips.co.za to go back to Home Page																						

Selection No. 1					Selection No. 2					Selection No. 3					Selection No. 4					Totals Data												Magic Grid™ Stats Start : September 2010				
Today's Track	Now Win	Now Place	Same Jock?	RACE	Today's Track	Now Win	Now Place	Same Jock?	RACE	Today's Track	Now Win	Now Place	Same Jock?	RACE	Today's Track	Now Win	Now Place	Same Jock?	RACE	Totals For Week	Sel 1	Sel1 yes	Sel1 no	Sel 2	Sel2 yes	Sel2 no	Sel 3	Sel3 yes	Sel3 no	Sel 4	Sel4 yes	Sel4 no				
Vaal	1.9	1	yes	3	Vaal	4.4	1.4	no	4	Vaal	3.8	1.3	no	1	Vaal	2	1.1	no	2	55	15	4	11	17	4	13	14	5	9	9	3	6				
Greyville	1.4	1	no	7	Vaal	5.2	2	no	7	Greyville	14.7	4	no	4	Vaal	2.1	1.4	no	5																	
Turffontein	3.5	1.4	no	1	Greyville	2.2	1.3	yes	5	Greyville	3.2	1.2	no	8	Greyville	6	2.4	no	3	1,2&3 Totals For Week																
Fairview	2.7	1.1	yes	1	Turffontein	1.5	1	no	6	Turffontein	2	1	yes	2	Turffontein	4	1.9	no	7	46																
Greyville	1.9	1	yes	1	Fairview	5.8	1.7	no	5	Turffontein	2.3	1.4	no	3	Turffontein	4.4	1.5	no	3	14993 1,2&3 Total to date																
Greyville	1.2	1	no	2	Greyville	3.5	1.5	no	3	Fairview	3.9	1.8	no	2	Kenilworth	4.3	2.4	yes	2	Week 352																
Greyville	1.7	1.3	no	8	Greyville	4	1.2	yes	4	Fairview	4	1.9	no	8	Kenilworth	13.6	2.6	no	4	43 Average per week																
Turffontein	3.9	1.7	no	2	Greyville	3.2	1.1	no	5	Mauritius	5.2	2.4	no	2	Kenilworth	7.6	2.2	yes	8																	
Turffontein	1.4	1	no	5	Mauritius	1.6	1.6	no	4	Mauritius	5.1	1.5	no	6	Scottsville	4.4	1.5	yes	2	18080 1,2,3&4 Total to date																
Turffontein	10.8	2.7	no	6	Mauritius	2.4	1.8	no	5	Turffontein	6.8	2.2	yes	8						51 Average per week																
Kenilworth	1.5	1.3	yes	1	Mauritius	2.8	1.2	no	8	Scottsville	6.4	2.7	no	1																						
Kenilworth	6.2	1.8	no	3	Turffontein	4.7	1.9	no	1	Scottsville	7.3	3	yes	4																						
Borrowdale	7.6	4.1	no	2	Turffontein	4.7	1.8	no	4	Scottsville	7.2	2.2	yes	5																						
Scottsville	4	1.3	no	3	Kenilworth	6.4	1.8	no	5	Scottsville	2.6	1.4	yes	7																						
Borrowdale	1.8	1	no	4	Borrowdale	1.5	1.4	yes	1						Week 13-06-16 to 19-06-16																					
					Borrowdale	2.4	1.4	no	6																											
					Borrowdale	5.4	1.5	yes	7																											




click <http://horseracingtips.co.za> to go back to Home Page

Selection No. 1					Selection No. 2					Selection No. 3					Selection No. 4					Totals Data										Magic Grid™ Stats Start : September 2010														
Today's Track	Now Win	Now Place	Same Jock?	RACE	Today's Track	Now Win	Now Place	Same Jock?	RACE	Today's Track	Now Win	Now Place	Same Jock?	RACE	Today's Track	Now Win	Now Place	Same Jock?	RACE	Totals For Week	Sel 1	Sel1 yes	Sel1 no	Sel 2	Sel2 yes	Sel2 no	Sel 3	Sel3 yes	Sel3 no	Sel 4	Sel4 yes	Sel4 no												
Kimberley	1.7	1.4	no	1	Kimberley	3.5	1.7	no	3	Kenilworth	4.4	1.4	yes	1	Kimberley	14.4	3.1	yes	4	52	12	2	10	13	6	7	12	5	7	15	4	11												
Kimberley	2.3	1.7	no	8	Kimberley	7.2	2.1	yes	7	Kenilworth	9	3.6	no	7	Kimberley	5.5	1.8	no	6																									
Kenilworth	4.4	1.7	no	6	Kimberley	14.4	6	no	10	Scottsville	2.3	1.6	yes	1	Scottsville	4.8	2.1	yes	3	1,2&3 Totals For Week																								
Fairview	8.3	2.2	no	5	Kenilworth	1.5	1.2	yes	3	Vaal	6.7	2.6	no	5	Scottsville	12.9	3.3	no	4	37																								
Mauritius	1.7	1	no	3	Kenilworth	1.8	1	no	5	Vaal	4.2	1.6	no	8	Scottsville	18.3	4.8	no	5																									
Mauritius	2.3	2.2	no	7	Kenilworth	10.1	3.3	no	9	Fairview	9.2	1.6	no	8	Vaal	4.3	1.6	no	1	15030	1,2&3 Total to date																							
Mauritius	3.5	2	no	8	Scottsville	4	2	no	2	Turffontein	5	2	yes	6	Vaal	5.3	2.2	no	3																									
Turffontein	1.2	1	yes	3	Fairview	2.4	1.5	yes	4	Kenilworth	5.7	1.8	yes	4	Fairview	5.1	2	no	1	43	Average per week																							
Turffontein	1.7	1	no	5	Mauritius	1.4	1	yes	4	Greyville	6.2	1.7	no	4	Fairview	3.4	1.4	yes	3																									
Kenilworth	2.3	1.7	no	1	Turffontein	2.9	1.6	yes	1	Greyville	8.2	1.5	no	5	Mauritius	3.5	1	no	6	18132	1,2,3&4 Total to date																							
Kenilworth	3.6	1.1	yes	6	Kenilworth	3.8	2.3	no	3	Greyville	3.8	1.7	no	6	Turffontein	5	1.8	no	2	51	Average per week																							
Greyville	2.6	1.5	no	1	Greyville	9.2	2.3	no	3	Greyville	10.4	2.3	yes	7	Turffontein	6.1	2.1	no	4																									
					Greyville	2.5	1.5	yes	9						Kenilworth	3.3	1.4	yes	5																									
															Kenilworth	7.3	2.1	no	8																									
															Greyville	5.7	1.9	no	8																									
																				Week	20-06-16		to	26-06-16																				



click <http://horseracingtips.co.za> to go back to Home Page

Selection No. 1					Selection No. 2					Selection No. 3					Selection No. 4					Totals Data																	
Today's Track	Now Win	Now Place	Same Jock?	RACE	Today's Track	Now Win	Now Place	Same Jock?	RACE	Today's Track	Now Win	Now Place	Same Jock?	RACE	Today's Track	Now Win	Now Place	Same Jock?	RACE	Totals For Week	Sel 1	Sel1 yes	Sel1 no	Sel 2	Sel2 yes	Sel2 no	Sel 3	Sel3 yes	Sel3 no	Sel 4	Sel4 yes	Sel4 no					
Vaal	2.4	1.8	yes	1	Kimberley	6.8	2.3	no	9	Kimberley	1.8	1	yes	2	Vaal	7.4	2.2	yes	4	Vaal	50	12	6	6	10	5	5	16	6	10	12	4	8				
Vaal	1.3	1.1	no	2	Vaal	8.8	2.9	no	5	Kimberley	15.2	2.9	no	4	Durbanville	5.2	2.4	no	2	Durbanville	8.3	3.3	no	7	1,2&3 Totals For Week												
Vaal	9.6	2.5	no	6	Durbanville	2.5	1	yes	4	Vaal	4.5	1.5	yes	3	Durbanville	8.3	3.3	no	7	38																	
Durbanville	1.3	1.1	yes	3	Vaal	3.2	2	yes	2	Vaal	3.2	1.5	no	1	Vaal	2.9	1.5	yes	6	15068 1,2&3 Total to date																	
Vaal	4.5	1.1	yes	8	Vaal	5	1.6	yes	5	Fairview	7.8	2.3	no	5	Fairview	4	1.5	no	4	Week 354																	
Fairview	1.3	1.2	yes	2	Fairview	4.9	1.8	no	9	Fairview	5.2	2	no	7	Mauritius	2.5	1	no	1	43 Average per week																	
Mauritius	1.9	1.4	yes	2	Turffontein	2.4	1.5	no	1	Mauritius	2	1	no	3	Mauritius	4.5	3.7	no	5	18182 1,2,3&4 Total to date																	
Greyville	5.1	1.6	no	4	Turffontein	2.4	1.7	no	5	Turffontein	2.1	1	yes	3	Mauritius	3.6	2.8	yes	6	51 Average per week																	
Turffontein	4.5	1.7	no	4	Turffontein	4.2	1.8	yes	4	Greyville	4.4	1.6	no	9	Greyville	2.8	1.5	yes	1	Week 27-06-16 to 03-07-16																	
Greyville	4.7	1.6	yes	8	Turffontein	4.4	1.8	yes	5	Greyville	3.8	1.4	yes	10	Greyville	4.8	1.8	no	2																		
Borrowdale	3	1.7	no	7	Turffontein	5.3	2.7	no	6	Turffontein	5.3	2.7	no	6	Turffontein	2.5	1.4	no	2	click http://horseracingtips.co.za to go back to Home Page																	
Turffontein	1.1	1	no	1	Turffontein	5.5	1.3	no	8	Turffontein	5.5	1.3	no	8	Mauritius	7.4	4	no	8																		
					Turffontein	8.6	2.6	yes	9	Turffontein	8.6	2.6	yes	9																							
					Borrowdale	2.3	1.5	no	3	Borrowdale	2.3	1.5	no	3																							
					Turffontein	11	1.9	no	2	Turffontein	11	1.9	no	2																							
					Turffontein	3.5	1.4	yes	7	Turffontein	3.5	1.4	yes	7																							

Selection No. 1					Selection No. 2					Selection No. 3					Selection No. 4					Totals Data													Magic Grid™ Stats Start : September 2010							
Today's Track	Now Win	Now Place	Same Jock?	RACE	Today's Track	Now Win	Now Place	Same Jock?	RACE	Today's Track	Now Win	Now Place	Same Jock?	RACE	Today's Track	Now Win	Now Place	Same Jock?	RACE	Totals For Week	Sel 1	Sel1 yes	Sel1 no	Sel 2	Sel2 yes	Sel2 no	Sel 3	Sel3 yes	Sel3 no	Sel 4	Sel4 yes	Sel4 no								
Kenilworth	2.6	1.1	no	2	Fairview	2.8	1.2	no	1	Fairview	1.8	1.1	no	3	Fairview	6.1	1.7	yes	2	46	13	3	10	14	4	10	7	2	5	12	3	9								
Kenilworth	1.8	1	no	4	Fairview	6.5	2.4	no	5	Scottsville	4.6	2	no	4	Fairview	3.2	1.5	no	7																					
Scottsville	2.7	1.6	yes	9	Scottsville	2.5	1.1	no	1	Scottsville	3.2	1.4	no	7	Kenilworth	3.7	1.4	no	5	1,2&3 Totals For Week																				
Vaal	1.6	1.3	no	4	Scottsville	2.6	1	yes	2	Turffontein	5.5	2.4	no	9	Scottsville	3.1	1.5	no	5	34																				
Vaal	6.9	2.6	no	5	Scottsville	3	1.4	yes	3	Scottsville	2.2	1.1	yes	1	Vaal	5.8	1.7	yes	6																					
Fairview	1.7	1.3	yes	1	Vaal	1.7	1.5	no	2	Scottsville	1.6	1.2	no	7	Fairview	3	1.7	no	7																					
Fairview	1.3	1	no	2	Fairview	1.8	1	no	6	Scottsville	4.5	1.7	yes	9	Fairview	5.1	1.3	no	8	15102	1,2&3 Total to date					Week	355													
Mauritius	2.1	1	no	3	Turffontein	1.6	1.4	yes	2						Mauritius	26.4	3.6	no	1	43	Average per week																			
Mauritius	1.5	1.4	no	4	Turffontein	2	1.4	yes	3						Mauritius	3.1	1.4	no	5																					
Mauritius	4.4	3.1	yes	6	Mauritius	1.8	1	no	8						Kenilworth	4	1.3	yes	3																					
Turffontein	5.2	1.8	no	5	Turffontein	4.8	1.5	no	7						Turffontein	4.6	1.3	no	6	18228	1,2,3&4 Total to date																			
Kenilworth	3.3	1	no	2	Kenilworth	3.9	1.5	no	6						Turffontein	11.1	2.7	no	8	51	Average per week																			
Kenilworth	3	1	no	7	Scottsville	2.8	1.5	no	4																															
					Scottsville	3.1	1.5	no	5																															
																				Week		04-07-16		to		10-07-16														




click <http://horseracingtips.co.za> to go back to Home Page

Selection No. 1					Selection No. 2					Selection No. 3					Selection No. 4					Totals Data		Magic Grid™ Stats Start : September 2010																		
Today's Track	Now Win	Now Place	Same Jock?	RAOE	Today's Track	Now Win	Now Place	Same Jock?	RAOE	Today's Track	Now Win	Now Place	Same Jock?	RAOE	Today's Track	Now Win	Now Place	Same Jock?	RAOE	Totals For Week	Sel 1	Sel 1	Sel 1	Sel 2	Sel 2	Sel 2	Sel 3	Sel 3	Sel 3	Sel 4	Sel 4	Sel 4								
																						1	yes	no	2	yes	no	3	yes	no	4	yes	no							
Kimberley	5.8	1.6	no	6	Kimberley	2.6	1.1	no	1	Kimberley	9.3	3	yes	2	Vaal	15.1	4	yes	1	61	19	6	13	16	5	11	15	7	8	11	6	5								
Greyville	3.5	1.1	no	3	Kimberley	7.2	2.4	yes	8	Kimberley	3.9	1.1	no	9	Greyville	3.2	1	no	2																					
Greyville	4.1	2	no	6	Vaal	7.7	3.3	no	2	Vaal	10.3	2.5	yes	4	Vaal	10.5	2.9	yes	7	1,2&3 Totals For Week																				
Greyville	1.4	1	no	9	Vaal	1.3	1	yes	3	Vaal	6.1	1.7	yes	8	Fairview	2.8	1.4	yes	2																					
Vaal	2.5	1.1	yes	3	Vaal	11	2.6	no	7	Greyville	2.9	1.3	no	1	Fairview	4.5	1.3	yes	4	50																				
Vaal	30.2	8.5	no	8	Greyville	3.2	1.5	no	4	Greyville	5.7	1.2	no	5	Fairview	6	2.2	no	5																					
Fairview	1.3	1	yes	1	Greyville	2.7	1	no	8	Greyville	8.9	2.9	yes	7	Mauritius	4.4	1.1	no	1	15152	1,2&3 Total to date																			
Fairview	4	1.9	no	8	Vaal	4.9	1.8	no	1	Vaal	2.9	2	no	2	Mauritius	9.4	2	no	3																					
Mauritius	1.4	1.2	yes	4	Fairview	4.5	1.3	no	3	Vaal	4.4	1.8	no	4	Mauritius	2.6	1.8	yes	7	43	Average per week																			
Mauritius	1.7	2.2	no	6	Mauritius	4.7	1.8	yes	2	Greyville	8.1	3.1	yes	7	Borrowdale	2.6	1.5	yes	3																					
Greyville	3.5	1.5	yes	2	Mauritius	1.8	1.2	yes	5	Borrowdale	4.2	1.1	no	1	Borrowdale	6.3	2.1	no	6																					
Greyville	1.6	1	no	3	Greyville	7.6	2	no	4	Borrowdale	34.4	4.4	yes	4																										
Borrowdale	5.2	1.9	no	5	Greyville	5.7	2.2	no	6	Borrowdale	7.5	2.3	yes	7																										
Kenilworth	2.2	1	no	2	Kenilworth	3.4	1.3	no	5	Kenilworth	18.6	5.3	no	1																										
Kenilworth	3	1.5	no	4	Turffontein	1.9	1	yes	1	Turffontein	4.5	1.7	no	4																										
Kenilworth	5.5	1.2	no	6	Turffontein	3.6	1.5	no	6																															
Kenilworth	2	1	no	7																																				
Kenilworth	5.4	2.4	yes	8																																				
Turffontein	5.8	1.5	yes	2																																				



click <http://horseracingtips.co.za> to go back to Home Page

Selection No. 1					Selection No. 2					Selection No. 3					Selection No. 4					Totals Data													Magic Grid™ Stats Start : September 2010	
Today's Track	Now Win	Now Place	Same Jock?	RACE	Today's Track	Now Win	Now Place	Same Jock?	RACE	Today's Track	Now Win	Now Place	Same Jock?	RACE	Today's Track	Now Win	Now Place	Same Jock?	RACE	Totals For Week	Sel 1	Sel1 yes	Sel1 no	Sel 2	Sel2 yes	Sel2 no	Sel 3	Sel3 yes	Sel3 no	Sel 4	Sel4 yes	Sel4 no		
Vaal	1.4	1	no	1	Kimberley	3	1.7	no	1	Kimberley	3.4	1.2	no	9	Kimberley	9.1	2.6	no	7	51	16	7	9	12	4	8	13	4	9	10	2	8		
Vaal	4.1	1.4	yes	2	Kimberley	2.3	1.3	no	8	Greyville	3.2	1.8	no	5	Greyville	5.5	2.1	no	2	1,2&3 Totals For Week														
Vaal	3.1	1.4	no	4	Greyville	5.9	1.9	yes	8	Greyville	2.6	1.5	yes	6	Greyville	5.5	1.3	no	4	41														
Greyville	2.6	1.4	no	1	Fairview	4.4	1.7	no	1	Vaal	7.4	2.3	no	3	Vaal	9	2	yes	2	15193 1,2&3 Total to date													Week	357
Greyville	1.7	1.1	no	3	Fairview	6.1	1.7	no	4	Vaal	7.9	2.5	no	4	Vaal	3	1	no	8	43 Average per week														
Greyville	3.3	1.3	no	7	Fairview	10.7	3.2	yes	8	Fairview	4.6	1.6	yes	2	Fairview	2.9	1.7	yes	5	18340 1,2,3&4 Total to date														
Vaal	9.1	3.1	yes	7	Mauritius	1.8	1	yes	5	Fairview	3.7	1.4	no	6	Mauritius	3.4	1.9	no	6	51 Average per week														
Fairview	2.8	1	no	7	Mauritius	6.4	2	yes	7	Scottsville	4.9	1.5	no	2	Scottsville	3.5	1.3	no	6	Week 18-07-16 to 24-07-16														
Mauritius	1.6	2.5	no	4	Scottsville	3.1	1.4	no	5	Scottsville	3.9	2	yes	8	Turffontein	6.3	2.4	no	5															
Mauritius	5.3	3	yes	8	Kenilworth	2.9	1.4	no	3	Kenilworth	3	1.7	no	1	Turffontein	6.3	2	no	6	click http://horseracingtips.co.za to go back to Home Page														
Scottsville	2.6	1	yes	1	Turffontein	1.8	1.2	no	4	Kenilworth	4.1	1.9	no	2																				
Scottsville	3.3	1.5	yes	3	Turffontein	4.4	1.7	no	7	Kenilworth	5.8	2	yes	6																				
Scottsville	1.5	1	yes	4						Turffontein	1.8	1.1	no	3																				
Kenilworth	4.1	1.7	no	4																														
Turffontein	2.1	1.1	no	1																														
Turffontein	1.5	1	yes	2																														

Selection No. 1					Selection No. 2					Selection No. 3					Selection No. 4					Totals Data		Magic Grid™ Stats Start : September 2010																
Today's Track	Now Win	Now Place	Same Jock?	RACE	Today's Track	Now Win	Now Place	Same Jock?	RACE	Today's Track	Now Win	Now Place	Same Jock?	RACE	Today's Track	Now Win	Now Place	Same Jock?	RACE	Totals For Week	Sel 1	Sel 1 yes	Sel 1 no	Sel 2	Sel 2 yes	Sel 2 no	Sel 3	Sel 3 yes	Sel 3 no	Sel 4	Sel 4 yes	Sel 4 no						
Vaal	13.6	3.6	no	7	Kimberley	11.7	3.4	no	2	Vaal	4.7	2	no	5	Kimberley	6.3	2.6	yes	4	43	14	6	8	9	6	3	11	5	6	9	4	5						
Vaal	4.1	1.8	yes	8	Fairview	3.2	1.4	yes	1	Fairview	5.1	1.9	yes	4	Kimberley	7.5	2.7	yes	5																			
Mauritius	14	3.8	no	8	Fairview	7.5	3.1	yes	5	Fairview	8.6	2.1	no	8	Vaal	14.2	4.5	no	1	1,2&3 Totals For Week																		
Turffontein	1.4	1	no	2	Fairview	3	1.6	no	6	Mauritius	3.5	1.6	no	7	Vaal	1.8	1	yes	2	34																		
Turffontein	3	1.1	no	7	Mauritius	4	1.3	no	4	Turffontein	5.2	1.7	yes	1	Vaal	8.6	1.9	no	3																			
Turffontein	1.8	1	yes	8	Mauritius	1.7	0	yes	6	Turffontein	1.9	1	no	3	Vaal	4.9	1.6	yes	4																			
Kenilworth	1.4	1	yes	1	Greyville	1.5	1.1	yes	2	Turffontein	2.5	1.3	yes	9	Mauritius	6.6	2.3	no	5	15227	1,2&3 Total to date			Week 358														
Kenilworth	3.5	1.6	no	4	Greyville	7.7	2.2	yes	4	Kenilworth	2.5	1.3	yes	3	Kenilworth	6	2.9	no	8	43	Average per week																	
Kenilworth	2.7	1.3	yes	5	Borrowdale	2.8	1.5	yes	3	Greyville	1.9	1.2	yes	8	Greyville	15.9	5.2	no	11																			
Kenilworth	2.8	1	no	9						Greyville	5.5	2.2	no	9																								
Greyville	7.1	2.5	yes	10						Borrowdale	3.5	1.7	no	4																								
Borrowdale	1.5	1.2	no	1																																		
Borrowdale	2.1	1.4	yes	2																																		
Borrowdale	1.3	1.1	no	6																																		



Selection No. 1					Selection No. 2					Selection No. 3					Selection No. 4					Totals Data																			
																				Magic Grid™ Stats Start : September 2010																			
Todays Track	Now Win	Now Place	Same Jock?	RACE	Todays Track	Now Win	Now Place	Same Jock?	RACE	Todays Track	Now Win	Now Place	Same Jock?	RACE	Todays Track	Now Win	Now Place	Same Jock?	RACE	Totals For Week	Sel 1	Sel1 yes	Sel1 no	Sel 2	Sel2 yes	Sel2 no	Sel 3	Sel3 yes	Sel3 no	Sel 4	Sel4 yes	Sel4 no							
Fairview	1.3	1	no	3	Fairview	10.2	2.9	yes	4	Fairview	2.8	1.4	yes	1	Fairview	9.5	3	no	2	45	11	4	7	7	5	2	18	9	9	9	4	5							
Greyville	3.2	1.5	no	1	Fairview	2.9	1.8	yes	3	Durbanville	7.9	2.1	no	1	Durbanville	5	2.3	no	9																				
Greyville	1.5	1	yes	2	Mauritius	2.3	2.4	no	7	Durbanville	6	1.9	yes	2	Vaal	3.1	1.3	yes	3	1,2&3 Totals For Week																			
Greyville	4.3	1.8	no	5	Greyville	5.1	1.6	no	2	Durbanville	4.6	1.4	yes	3	Vaal	3.4	1	yes	6	36																			
Mauritius	15.8	3.9	no	1	Greyville	1.6	1	yes	4	Durbanville	5	1.8	no	7	Fairview	4.7	2.2	no	4																				
Mauritius	1.6	1	yes	4	Greyville	3.5	1.5	yes	5	Greyville	6.1	2.4	no	3	Mauritius	3.1	1.1	no	2	15263	1,2&3 Total to date					Week 359													
Greyville	5.8	2.5	yes	3	Turffontein	3.7	1	yes	3	Greyville	3.9	1.3	yes	4	Greyville	3.3	1.7	yes	9	43	Average per week																		
Greyville	2.4	1.6	no	7						Greyville	3.8	1.6	no	6	Kimberley	7.7	2.4	yes	2																				
Kimberley	3.6	1.8	yes	5						Greyville	3.5	1.7	yes	7	Turffontein	14.1	3.6	no	2	18428	1,2,3&4 Total to date																		
Turffontein	6.6	2	no	1						Fairview	5.7	1.1	yes	1						51	Average per week																		
Turffontein	8.3	2.5	no	6						Fairview	2.4	1.6	yes	2																									
										Mauritius	3.8	2.3	yes	3																									
										Mauritius	4.1	1.6	yes	5																									
										Greyville	19.1	4.2	no	1																									
										Kimberley	6.4	2.3	no	1																									
										Kimberley	22.6	4.2	no	6																									
										Turffontein	3.7	1.6	no	4																									
										Turffontein	2.9	1.8	no	7																									



click <http://horseracingtips.co.za> to go back to Home Page

Selection No. 1					Selection No. 2					Selection No. 3					Selection No. 4					Totals Data												Magic Grid™ Stats Start : September 2010		
Today's Track	Now Win	Now Place	Same Jock?	RACE	Today's Track	Now Win	Now Place	Same Jock?	RACE	Today's Track	Now Win	Now Place	Same Jock?	RACE	Today's Track	Now Win	Now Place	Same Jock?	RACE	Totals For Week	Sel 1	Sel1 yes	Sel1 no	Sel 2	Sel2 yes	Sel2 no	Sel 3	Sel3 yes	Sel3 no	Sel 4	Sel4 yes	Sel4 no		
Fairview	3	1.5	yes	1	Fairview	4.4	2.2	no	5	Fairview	3.5	1.2	no	6	Fairview	4.5	2.2	yes	7	49	11	3	8	15	7	8	11	2	9	12	7	5		
Fairview	5.8	1.9	no	2	Greyville	8.3	3.2	no	2	Turffontein	5	1.7	no	1	Turffontein	6.6	2	yes	6	1,2&3 Totals For Week														
Fairview	1.3	1	yes	4	Greyville	2.3	1.1	no	8	Turffontein	4.9	2.5	yes	4	Turffontein	5.2	2.3	yes	7		37													
Turffontein	1.5	1	no	3	Vaal	2.3	1.2	yes	3	Turffontein	4.6	3	no	5	Vaal	6.2	2.5	yes	6	15300	1,2&3 Total to date												Week	360
Greyville	2.5	1.2	no	1	Vaal	3.2	1.4	yes	4	Turffontein	8.6	3.1	yes	8	Vaal	3.7	1.8	yes	8	43	Average per week													
Greyville	6.9	2.7	no	7	Fairview	4.7	1.4	no	1	Greyville	7.8	2.1	no	4	Fairview	8.2	3.9	yes	5															
Fairview	2.5	1.4	no	7	Fairview	4.9	2	yes	2	Greyville	2.7	1.2	no	6	Turffontein	4.9	1.6	no	3															
Turffontein	2.9	1.6	no	4	Turffontein	4.6	2.2	no	2	Greyville	3.9	1.8	no	9	Turffontein	4.9	1.6	no	6															
Kenilworth	2.2	1.2	no	4	Turffontein	3.1	1.1	yes	8	Vaal	2.6	1.4	no	2	Kenilworth	9.6	3.7	no	1	43	Average per week													
Kenilworth	3.6	1.8	yes	9	Kenilworth	2.9	1.6	yes	2	Fairview	6.4	2.6	no	3	Scottsville	5.1	1.3	no	1															
Scottsville	2.7	1.5	no	9	Kenilworth	9.6	2.8	no	5	Fairview	5.6	2.4	no	4	Scottsville	4.5	1.8	no	4	18477	1,2,3&4 Total to date													
					Kenilworth	7.8	3.7	no	7						Scottsville	14	3.6	yes	5	51	Average per week													
					Scottsville	2.9	1.2	yes	3																									
					Scottsville	1.4	1	yes	6																									
					Scottsville	11.7	3.3	no	7																									
																								Week 08-08-16 to 14-08-16										



click <http://horseracingtips.co.za> to go back to Home Page

Selection No. 1					Selection No. 2					Selection No. 3					Selection No. 4					Totals Data																		
																				Magic Grid™ Stats Start : September 2010																		
Today's Track	Now Win	Now Place	Same Jock?	RAOE	Today's Track	Now Win	Now Place	Same Jock?	RAOE	Today's Track	Now Win	Now Place	Same Jock?	RAOE	Today's Track	Now Win	Now Place	Same Jock?	RAOE	Totals For Week	Sel 1 yes	Sel 1 no	Sel 2 yes	Sel 2 no	Sel 3 yes	Sel 3 no	Sel 4 yes	Sel 4 no										
Kimberley	6.9	2.1	no	3	Kimberley	2.1	1.3	yes	4	Kimberley	3.9	1.7	no	1	Kimberley	6.4	3.2	no	2	45	9	2	7	14	5	9	13	5	8	9	7	2						
Kenilworth	1.4	1	no	2	Kenilworth	8.8	3	no	5	Kimberley	6.7	2.3	no	9	Kimberley	5.7	2	yes	5																			
Fairview	2.8	1.5	no	2	Vaal	1.4	1	no	6	Kenilworth	4	1.5	yes	3	Kenilworth	2.2	1	yes	1	1,2&3 Totals For Week																		
Mauritius	4	1.3	yes	2	Vaal	9.6	3	no	7	Kenilworth	3	1.3	yes	6	Kenilworth	8.9	2.7	yes	8			36																
Mauritius	4.4	1.9	no	8	Turffontein	3.1	1.8	yes	6	Kenilworth	2.7	1.5	yes	7	Vaal	16.1	3	yes	1	15336 1,2&3 Total to date		Week 361																
Turffontein	6.9	2.2	no	2	Turffontein	3.6	1.3	no	7	Vaal	3.5	1.9	no	2	Turffontein	5.2	2	yes	2			42	Average per week															
Kenilworth	3.6	1.9	no	2	Fairview	1.8	1	yes	1	Vaal	3	1.2	no	8	Fairview	10.2	2.7	no	8	18522 1,2,3&4 Total to date																		
Kenilworth	3.8	1.5	yes	3	Fairview	2	1.4	no	7	Turffontein	4.9	2.2	yes	4	Turffontein	4.2	1.7	yes	5			51	Average per week															
Kenilworth	3.1	1.9	no	4	Mauritius	3.9	1.7	yes	1	Fairview	3.1	1.3	no	3	Kenilworth	4.6	2.1	yes	1	Week 15-08-16 to 21-08-16																		
					Mauritius	1.7	1.2	no	4	Fairview	16.7	3.9	no	4																								
					Mauritius	1.7	3.6	yes	5	Mauritius	17.5	2.6	no	3																								
					Mauritius	2.1	1.6	no	7	Turffontein	4.7	1.9	no	8																								
					Turffontein	2.6	1.6	no	7	Kenilworth	2.6	1	yes	7																								
					Kenilworth	2.8	1.3	no	6																													




click <http://horseracingtips.co.za> to go back to Home Page

Selection No. 1					Selection No. 2					Selection No. 3					Selection No. 4					Totals Data																					
					Magic Grid™ Stats Start : September 2010																																				
Todays Track	Now Win	Now Place	Same Jock?	RACE	Todays Track	Now Win	Now Place	Same Jock?	RACE	Todays Track	Now Win	Now Place	Same Jock?	RACE	Todays Track	Now Win	Now Place	Same Jock?	RACE	Totals For Week	Sel 1	Sel1 yes	Sel1 no	Sel 2	Sel2 yes	Sel2 no	Sel 3	Sel3 yes	Sel3 no	Sel 4	Sel4 yes	Sel4 no									
Kimberley	2.8	1.2	yes	4	Kimberley	5.9	1.5	no	3	Greyville	4.1	1.6	yes	1	Kimberley	5	1.8	no	6	50	21	8	13	11	6	5	7	6	1	11	4	7									
Kimberley	3.3	2.3	yes	5	Vaal	2.2	1.6	no	4	Greyville	3	1.4	yes	4	Vaal	4.5	1.4	no	1																						
Vaal	8	2.9	yes	2	Vaal	3.3	2.2	yes	6	Fairview	6.8	1.4	yes	2	Vaal	1.8	1.1	yes	5	1,2&3 Totals For Week		39																			
Greyville	2	1	no	2	Vaal	3.1	0	yes	7	Fairview	2.4	1.4	no	3	Greyville	2.6	1.2	no	8	15375	1,2&3 Total to date		Week		362																
Greyville	1.7	1	yes	5	Greyville	1.7	1	no	3	Fairview	2.8	1.5	yes	7	Vaal	8.4	2.9	no	8	42	Average per week																				
Vaal	2.6	1	no	2	Vaal	4.2	1.5	no	3	Kenilworth	6.2	2.1	yes	3	Fairview	10	1.6	no	1	18572	1,2,3&4 Total to date																				
Vaal	1.2	1	no	4	Mauritius	2.7	1.6	yes	4	Scottsville	3	1.3	yes	3	Fairview	18.3	3.7	no	4	51	Average per week																				
Vaal	4.6	1.8	no	6	Mauritius	2	1.1	yes	6						Mauritius	4.6	1.5	yes	2	Week 22-08-16 to 28-08-16																					
Fairview	3.9	1.2	no	8	Turffontein	3.2	1.3	yes	4						Turffontein	6	2.2	yes	8																						
Mauritius	2.4	1.2	yes	1	Turffontein	4.4	1.7	no	6						Kenilworth	3.2	1	yes	2																						
Mauritius	2.2	1	no	3	Kenilworth	11.2	3.8	yes	4						Scottsville	14.1	3.9	no	2																						
Mauritius	2.1	1.1	yes	5																																					
Mauritius	1.7	1.6	no	7																																					
Turffontein	2.9	1.4	yes	1																																					
Turffontein	1.6	1	yes	3																																					
Turffontein	4.9	1.8	no	5																																					
Turffontein	2.5	1.4	no	9																																					
Kenilworth	2.4	1.4	no	1																																					
Kenilworth	2.8	1.2	no	8																																					
Scottsville	2.5	1.2	no	5																																					
Scottsville	16.7	4.4	no	11																																					



click <http://horseracingtips.co.za> to go back to Home Page

Selection No. 1					Selection No. 2					Selection No. 3					Selection No. 4					Totals Data Magic Grid™ Stats Start : September 2010																	
Today's Track	Now Win	Now Place	Same Jock?	RACE	Today's Track	Now Win	Now Place	Same Jock?	RACE	Today's Track	Now Win	Now Place	Same Jock?	RACE	Today's Track	Now Win	Now Place	Same Jock?	RACE	Totals For Week	Sel 1 1	Sel 1 no	Sel 2 2	Sel 2 yes	Sel 2 no	Sel 3 3	Sel 3 yes	Sel 3 no	Sel 4 4	Sel 4 yes	Sel 4 no						
Kimberley	3	2	yes	2	Kimberley	3.2	1.7	yes	4	Kimberley	11.6	3.1	no	1	Kenilworth	2.9	1.4	no	4	52	18	6	12	15	8	7	11	2	9	8	2	6					
Kimberley	8.7	2.2	no	8	Vaal	2.6	1.3	no	3	Vaal	5.6	2.5	no	1	Greyville	6	1.8	no	2																		
Vaal	2	1.4	no	7	Vaal	9.2	2.7	no	6	Vaal	4.7	1.2	no	2	Greyville	3.9	1.9	no	6	1,2&3 Totals For Week																	
Kenilworth	4.3	1.5	yes	1	Greyville	6.3	2	no	7	Kenilworth	1.6	1	yes	6	Vaal	4.7	1.7	no	8	44																	
Kenilworth	2.5	1	yes	2	Vaal	2.4	1.2	yes	1	Greyville	2.6	1.3	no	3	Turffontein	6.3	2.9	yes	2	15419	1,2&3 Total to date			Week 363													
Kenilworth	2.8	1	no	5	Vaal	1.6	1.1	yes	4	Greyville	5	1.7	no	5	Kenilworth	4.7	2.3	no	1	42	Average per week																
Kenilworth	10	2.4	no	9	Vaal	3.2	1.3	no	7	Turffontein	4.9	1.7	no	1	Kenilworth	4.6	2.3	yes	4	18624	1,2,3&4 Total to date																
Vaal	2.9	1.9	yes	3	Turffontein	2.8	1.1	yes	4	Mauritius	3.2	0	no	4	Kenilworth	4.8	2.5	no	5	51	Average per week																
Vaal	2.8	1.6	no	5	Turffontein	1.7	1	no	7	Scottsville	6.3	2	yes	2																							
Turffontein	2.4	1	no	6	Kenilworth	2.5	1.1	no	7	Scottsville	4.1	2	no	4																							
Kenilworth	1.2	1	yes	2	Mauritius	4.8	1.3	yes	3	Scottsville	-	-	no	5																							
Kenilworth	4.5	1.5	no	3	Mauritius	2.2	1.1	yes	3																												
Kenilworth	8.7	2.2	no	6	Mauritius	2.9	2	yes	8																												
Kenilworth	3.5	1.5	no	8	Scottsville	5.5	2.1	no	6																												
Mauritius	11.1	3.3	no	1	Scottsville	2.9	1.7	yes	10																												
Mauritius	2.2	1.7	yes	5																																	
Mauritius	1.8	1	no	7																																	
Scottsville	4.8	1.7	no	1																																	



click <http://horseracingtips.co.za> to go back to Home Page

Selection No. 1					Selection No. 2					Selection No. 3					Selection No. 4					Totals Data		Magic Grid™ Stats Start : September 2010																				
Today's Track	Now Win	Now Place	Same Jock?	RACE	Today's Track	Now Win	Now Place	Same Jock?	RACE	Today's Track	Now Win	Now Place	Same Jock?	RACE	Today's Track	Now Win	Now Place	Same Jock?	RACE	Totals For Week	Sel 1	Sel 1	Sel 1	Sel 2	Sel 2	Sel 2	Sel 3	Sel 3	Sel 3	Sel 4	Sel 4											
																					1	yes	no	2	yes	no	3	yes	no	4	yes	no										
Fairview	5.9	2	no	7	Fairview	3	1.2	yes	3	Fairview	4.5	1.8	no	1	Fairview	3.2	1.8	no	4	60	16	5	11	18	4	14	15	9	6	11	3	8										
Vaal	2.8	1.5	yes	5	Fairview	1.6	1	no	5	Vaal	4.6	1.8	yes	2	Fairview	12.2	3.4	no	8																							
Scottsville	4.2	1.7	no	2	Fairview	3.7	1.7	no	6	Vaal	2.6	1	yes	3	Vaal	8.6	2	no	1	1,2&3 Totals For Week																						
Fairview	5.8	2.1	yes	2	Vaal	3.4	1	no	4	Vaal	4.5	1.9	yes	2	Scottsville	2.6	1.1	no	1	49																						
Fairview	3.9	2.1	no	5	Scottsville	6.2	1.8	no	4	Vaal	7.5	3.6	no	6	Vaal	3.8	1.5	yes	1																							
Fairview	6.1	2.2	no	7	Scottsville	2.9	1.4	no	5	Fairview	3.3	1.3	yes	1	Mauritius	8.7	2.1	no	2	15468	1,2&3 Total to date																					
Mauritius	1.6	1.2	yes	7	Vaal	1.9	1	no	3	Fairview	8	1.7	no	3	Turffontein	3	1.8	no	8	42 Average per week																						
Mauritius	13.5	2.8	no	8	Vaal	10.6	2.9	yes	7	Mauritius	14.4	1.5	no	1	Borrowdale	2.8	1.5	no	4	18684	1,2,3&4 Total to date																					
Turffontein	3.4	1.5	no	1	Vaal	4	1.7	no	8	Mauritius	4.3	1.8	no	5	Greyville	4.8	1.4	yes	2	51	Average per week																					
Turffontein	1.9	1.2	yes	4	Fairview	5.7	1.9	no	4	Mauritius	16.3	5.7	yes	6	Greyville	6.1	1.6	no	3																							
Turffontein	8.6	3	no	9	Fairview	4	1.7	no	4	Turffontein	2.2	1.4	no	7	Greyville	3.7	1.6	yes	7																							
Durbanville	6.8	2.3	no	2	Fairview	4.2	1.7	no	6	Durbanville	4.2	1.9	yes	3																												
Borrowdale	3.8	1.7	yes	3	Mauritius	5.6	2.2	no	4	Durbanville	1.9	1	yes	4																												
Borrowdale	3.1	2.3	no	7	Turffontein	2.5	0	no	2	Durbanville	3.5	1.9	yes	5																												
Greyville	1.8	1	no	4	Durbanville	3.3	1	yes	7	Durbanville	7.4	2.6	yes	6																												
Greyville	2.2	1.1	no	5	Durbanville	2	1	yes	8																																	
					Durbanville	2.1	1.5	no	9																																	
					Greyville	6	2.3	no	6																																	



click <http://horseracingtips.co.za> to go back to Home Page

Selection No. 1					Selection No. 2					Selection No. 3					Selection No. 4					Totals Data																			
Today's Track	Now Win	Now Place	Same Jock?	RACE	Today's Track	Now Win	Now Place	Same Jock?	RACE	Today's Track	Now Win	Now Place	Same Jock?	RACE	Today's Track	Now Win	Now Place	Same Jock?	RACE	Totals For Week	Sel 1	Sel 1	Sel 1	Sel 2	Sel 2	Sel 2	Sel 3	Sel 3	Sel 3	Sel 4	Sel 4	Sel 4							
																					1	yes	no	2	yes	no	3	yes	no	4	yes	no							
Kimberley	3.7	1.5	yes	4	Kimberley	4.5	1.4	no	2	Kimberley	4.7	1.9	no	1	Durbanville	5.3	2.4	yes	6	52	16	9	7	11	6	5	19	9	10	6	2	4							
Kimberley	5.1	1.7	yes	6	Kimberley	7.9	1.7	yes	3	Vaal	2.4	1.1	yes	2	Vaal	2.1	1.2	no	2																				
Kimberley	4.6	1.9	no	7	Kimberley	2.7	1.7	yes	8	Vaal	3.2	1	no	3	Vaal	12.3	3	no	7	1,2&3 Totals For Week																			
Durbanville	2.7	1	yes	2	Durbanville	8.4	1.9	no	3	Vaal	4.6	1.7	yes	5	Fairview	4.8	2	yes	4	46																			
Durbanville	5.2	1.7	no	7	Vaal	1.6	1	no	1	Vaal	7.7	3.1	no	7	Mauritius	2.1	1	no	1																				
Vaal	4	1.1	no	3	Mauritius	15.3	5.4	yes	2	Durbanville	2.5	1.3	no	1	Durbanville	6.9	2.2	no	1																				
Vaal	2	1.1	no	4	Durbanville	14.3	3.9	no	3	Durbanville	3	1.2	yes	5						15514	1,2&3 Total to date																		
Fairview	2.1	1.6	no	1	Durbanville	1.4	1	yes	8	Vaal	3.2	1.5	yes	5						43	Average per week																		
Fairview	3.5	1.5	yes	5	Turffontein	1.4	1	yes	1	Vaal	3.1	1.8	yes	6																									
Mauritius	4.5	1.8	no	3	Turffontein	5.9	1.9	no	9	Fairview	12.8	3.5	no	6																									
Mauritius	2.2	1.6	yes	4	Greyville	2.8	1.2	yes	8	Fairview	3.4	1	yes	8																									
Mauritius	4.8	2.1	yes	5						Mauritius	3.2	1.4	yes	7																									
Durbanville	1.8	1	yes	4						Mauritius	2.3	1.2	yes	8																									
Durbanville	1.7	1.3	yes	5						Durbanville	3.7	1.6	no	2																									
Durbanville	6.6	2.1	yes	9						Durbanville	2.7	1	no	6																									
Greyville	3.2	1.1	no	1						Durbanville	9.1	3.2	yes	10																									
										Turffontein	3.8	1.7	no	7																									
										Greyville	5.6	2.5	no	6																									
										Greyville	2.3	1.1	no	7																									



click <http://horseracingtips.co.za> to go back to Home Page

Selection No. 1					Selection No. 2					Selection No. 3					Selection No. 4					Totals Data													Magic Grid™ Stats Start : September 2010		
Today's Track	Now Win	Now Place	Same Jock?	RACE	Today's Track	Now Win	Now Place	Same Jock?	RACE	Today's Track	Now Win	Now Place	Same Jock?	RACE	Today's Track	Now Win	Now Place	Same Jock?	RACE	Totals For Week	Sel 1	Sel1 yes	Sel1 no	Sel 2	Sel2 yes	Sel2 no	Sel 3	Sel3 yes	Sel3 no	Sel 4	Sel4 yes	Sel4 no			
Kimberley	2.7	0	yes	2	Kimberley	2.5	1.4	yes	9	Kimberley	3.2	1.9	yes	1	Kimberley	6.6	2	yes	3	70	23	12	11	12	7	5	22	8	14	13	6	7			
Vaal	1.4	1.1	yes	1	Vaal	3	1.2	yes	2	Kimberley	2.8	1.3	no	5	Kimberley	2.3	1	yes	6	1,2&3 Totals For Week															
Vaal	7.9	1.4	no	7	Fairview	7.8	2.3	yes	3	Vaal	2.8	1.2	no	3	Kimberley	3	1	yes	7	57															
Vaal	3.5	1.5	yes	8	Fairview	3.7	1.6	yes	4	Vaal	3.1	2.8	no	5	Greyville	4.5	1.4	yes	1																
Greyville	1.4	1	no	3	Mauritius	2.7	1.6	yes	3	Vaal	9.2	2.8	no	6	Greyville	2.1	1	no	5																
Greyville	5.8	2.5	no	4	Turffontein	3.3	1.5	no	2	Greyville	4.7	1.7	yes	2	Fairview	5.6	2.2	no	7																
Vaal	1.3	1	no	3	Turffontein	1.8	1.3	yes	3	Greyville	4.2	1.9	yes	6	Mauritius	5.4	2	yes	2	15571	1,2&3 Total to date					Week			366						
Vaal	1.4	1	no	5	Durbanville	2.9	1.3	no	3	Greyville	10.5	3.9	no	8	Mauritius	8.3	2.1	no	4																
Vaal	7.1	2.6	yes	6	Durbanville	2.1	1	no	4	Vaal	9.2	1.6	no	1	Mauritius	3	1.5	yes	8	43	Average per week														
Fairview	3.2	1.5	yes	2	Durbanville	3.2	2.4	no	5	Vaal	4.8	2.2	no	7	Turffontein	8	2.2	no	8																
Greyville	1.5	1	no	2	Borrowdale	3.3	1.6	no	3	Vaal	6.6	2.1	no	8	Turffontein	9.1	3.4	no	9																
Greyville	3.2	1.4	yes	3	Borrowdale	2.8	1.7	yes	4	Fairview	9	2.3	yes	5	Borrowdale	1.7	1.4	no	2	18806	1,2,3&4 Total to date														
Greyville	2.2	1	no	5						Fairview	9.5	2.7	no	6	Borrowdale	29.3	7.1	no	7	51	Average per week														
Greyville	6	2.1	yes	7						Fairview	5.2	2.1	no	8																					
Mauritius	2.7	1.4	yes	5						Greyville	2.8	1.1	yes	4																					
Mauritius	1.5	1	yes	6						Mauritius	2.5	1	no	1																					
Turffontein	3	2.1	no	1						Mauritius	2.8	1.1	yes	7																			Week 19-09-16 to 25-09-16		
Durbanville	3.1	1	no	7						Turffontein	6.5	2.5	no	7																					
Scottsville	1.8	1	yes	1						Durbanville	3.3	1.5	no	1																					
Scottsville	2.1	1.2	no	3						Durbanville	3.3	1.7	no	2																					
Scottsville	4	2	yes	5						Durbanville	7.5	2.4	yes	6																					
Borrowdale	3.6	1.4	yes	1						Scottsville	3.2	1	yes	8																					
Borrowdale	4.7	2.4	no	6																															




click <http://horseracingtips.co.za> to go back to Home Page

Selection No. 1					Selection No. 2					Selection No. 3					Selection No. 4					Totals Data														
Today's Track	Now Win	Now Place	Same Jock?	RACE	Today's Track	Now Win	Now Place	Same Jock?	RACE	Today's Track	Now Win	Now Place	Same Jock?	RACE	Today's Track	Now Win	Now Place	Same Jock?	RACE	Totals For Week	Sel 1 yes	Sel 1 no	Sel 2 yes	Sel 2 no	Sel 3 yes	Sel 3 no	Sel 4 yes	Sel 4 no						
Turffontein	1.4	1.1	yes	3	Turffontein	1.4	1	no	4	Kimberley	2.2	1	no	1	Kimberley	2.2	1.3	no	2	48	21	13	8	10	5	5	11	4	7	6	2	4		
Turffontein	4.5	1.2	no	5	Durbanville	2.7	1.2	yes	1	Kimberley	2.5	1.6	no	3	Kimberley	15.2	2.9	yes	6	1,2&3 Totals For Week 42	15613 1,2&3 Total to date		Week 367											
Turffontein	1.6	1.1	yes	8	Fairview	2.8	1.4	yes	1	Kimberley	3.4	1.6	no	8	Turffontein	4.6	2.7	no	1		43 Average per week													
Durbanville	3.5	2.4	no	2	Fairview	3.3	1.7	yes	2	Turffontein	2.3	1.4	yes	2	Fairview	7.1	1.6	yes	3		18854 1,2,3&4 Total to date													
Durbanville	2.4	1.7	no	5	Greyville	3.9	1.4	yes	1	Durbanville	3	1.6	yes	4	Mauritius	25.8	9	no	1		51 Average per week													
Fairview	3.3	1.3	yes	5	Greyville	3.1	1.1	no	7	Durbanville	6.4	2.4	no	8	Durbanville	5.1	1.5	no	3		Week 26-09-16 to 02-10-16													
Fairview	5.2	1.9	yes	8	Mauritius	2.6	1.5	no	4	Fairview	4	1.6	no	2																				
Greyville	2.4	1.3	yes	3	Scottsville	2.8	1.4	yes	1	Fairview	5.6	1.7	yes	7																				
Mauritius	5.2	2.8	no	2	Scottsville	8.7	3.1	no	6	Greyville	12.9	2.5	no	2																				
Mauritius	2.6	1	yes	3	Scottsville	14.5	4.2	no	9	Scottsville	3.2	2	yes	4																				
Mauritius	1.9	1	yes	5						Durbanville	3.5	1.4	no	4																				
Mauritius	1.5	0	yes	6																														
Mauritius	2.6	1.8	yes	7																														
Scottsville	2.2	1.4	yes	2																														
Scottsville	2	1.2	no	3																														
Scottsville	4.5	1.8	no	8																														
Durbanville	1.7	1.2	yes	1																														
Durbanville	2	0	yes	2																														
Durbanville	3	1.4	no	6																														
Durbanville	4.4	0	no	7																														
Durbanville	3.2	1.4	yes	8																														




click <http://horseracingtips.co.za> to go back to Home Page

Selection No. 1					Selection No. 2					Selection No. 3					Selection No. 4					Totals Data Magic Grid™ Stats Start : September 2010																		
Today's Track	Now Win	Now Place	Same Jock?	RAOE	Today's Track	Now Win	Now Place	Same Jock?	RAOE	Today's Track	Now Win	Now Place	Same Jock?	RAOE	Today's Track	Now Win	Now Place	Same Jock?	RAOE	Totals For Week	Sel 1 yes	Sel 1 no	Sel 2 yes	Sel 2 no	Sel 3 yes	Sel 3 no	Sel 4 yes	Sel 4 no										
Kimberley	6.2	2.3	no	7	Kimberley	7.5	2.9	yes	2	Kimberley	9.8	2.7	yes	9	Kimberley	9.7	2.7	no	6	58	16	6	10	18	9	9	12	3	9	12	4	8						
Durbanville	2.9	1.3	yes	2	Kimberley	4.1	1.7	no	3	Fairview	6.7	2.1	no	1	Fairview	5.5	1.5	no	3																			
Durbanville	1.3	1	no	4	Fairview	2.3	1.1	yes	7	Fairview	3.2	1.6	no	8	Fairview	2.6	1.1	yes	5	1,2&3 Totals For Week																		
Vaal	1.4	1	no	2	Durbanville	1.8	1	no	1	Durbanville	3.3	1.5	no	5	Fairview	2	1	no	6	46																		
Greyville	1.1	1	no	2	Durbanville	2.1	1.4	yes	3	Greyville	1.4	1	no	1	Vaal	5.3	1.6	no	3																			
Greyville	29.3	6.3	no	7	Durbanville	4.6	1.3	yes	7	Mauritius	3.4	1.5	no	1	Vaal	7.7	1.9	yes	8																			
Greyville	7.3	2.4	no	8	Vaal	2.6	1.2	no	1	Turffontein	8.2	2.5	yes	4	Fairview	9.5	1.8	no	1	15659	1,2&3 Total to date									Week	368							
Mauritius	1.3	1	yes	2	Vaal	2.9	1.5	yes	4	Turffontein	4.7	1.9	no	5	Greyville	3.4	1	yes	4	43	Average per week																	
Turffontein	3	1.2	no	8	Vaal	6.2	1.8	no	6	Turffontein	1.5	1.4	yes	6	Greyville	5	2.7	yes	6																			
Borrowdale	5.6	2.6	no	1	Vaal	3.1	1.2	yes	7	Scottsville	2.4	1.1	no	2	Turffontein	2.9	1.3	no	3	18912	1,2,3&4 Total to date																	
Scottsville	4.2	1.4	no	8	Fairview	2.6	1.4	no	2	Scottsville	2.3	1.3	no	5	Borrowdale	7.7	3.5	no	3	51	Average per week																	
Durbanville	1.7	1.1	no	1	Fairview	2.1	1.5	no	3	Durbanville	2.7	1.3	no	4	Scottsville	13.6	3.2	no	4																			
Durbanville	2.2	1.7	yes	3	Greyville	5.2	1.5	no	3																													
Durbanville	2.6	1.1	yes	5	Mauritius	1.9	1.3	no	3																													
Durbanville	3.4	1.2	yes	7	Turffontein	1.8	1.2	yes	7																													
Durbanville	3.3	1.7	yes	8	Scottsville	3.8	1.8	no	3																													
					Scottsville	2.2	1	yes	6																													
					Durbanville	1.8	1	yes	9																													



click <http://horseracingtips.co.za> to go back to Home Page

Selection No. 1					Selection No. 2					Selection No. 3					Selection No. 4					Totals Data		Magic Grid™ Stats Start : September 2010																			
Track	Now Win	Now Place	Same Jock?	RACE	Track	Now Win	Now Place	Same Jock?	RACE	Track	Now Win	Now Place	Same Jock?	RACE	Track	Now Win	Now Place	Same Jock?	RACE	Totals For Week	Sel 1	Sel 1	Sel 1	Sel 2	Sel 2	Sel 2	Sel 3	Sel 3	Sel 3	Sel 4	Sel 4	Sel 4									
Kimberley	1.8	1	yes	1	Kimberley	3.1	1.4	no	9	Vaal	8	1.9	yes	3	Kimberley	5.6	1.9	yes	5	53	16	9	7	17	4	13	10	9	1	10	5	5									
Kimberley	3	1.4	yes	3	Vaal	3.3	1.2	no	2	Vaal	4.3	1.8	yes	6	Kimberley	7.8	2.4	no	6																						
Kimberley	1.6	1.2	no	7	Durbanville	2.5	1.3	no	1	Vaal	1.6	1.1	yes	7	Turffontein	3.4	1.6	no	2	1,2&3 Totals For Week																					
Vaal	6.6	2.5	no	4	Durbanville	3.8	1.4	no	2	Durbanville	2.6	1.3	yes	4	Fairview	2.3	1.1	yes	8	43																					
Fairview	1.7	1	no	1	Durbanville	3.1	1.3	no	5	Durbanville	4.9	1.7	yes	6	Greyville	4.4	2.1	no	6																						
Fairview	3.8	1.3	no	2	Turffontein	3.6	1.3	no	1	Mauritius	3.6	1.5	yes	9	Mauritius	5.5	1.9	no	5	15702	1,2&3 Total to date					Week	369														
Fairview	3.5	1.4	no	3	Turffontein	3.5	1.3	no	3	Turffontein	1.9	1.1	yes	4	Durbanville	2.9	0	yes	2	43	Average per week																				
Fairview	4.5	1.5	yes	7	Fairview	5.2	2.1	no	4	Scottsville	7.3	2.7	yes	1	Durbanville	4.6	2.4	yes	6	18965	1,2,3&4 Total to date																				
Greyville	5.9	1.9	no	2	Greyville	4	1.6	no	1	Scottsville	2.9	1.8	yes	6	Turffontein	2.9	1.6	no	3	51	Average per week																				
Greyville	2.7	1.4	yes	9	Greyville	3	1.4	yes	3	Scottsville	3.6	1.4	no	8	Scottsville	3.8	1.7	yes	7																						
Mauritius	1.6	1	yes	3	Greyville	4.2	1.9	no	4																																
Durbanville	3.4	1.3	yes	3	Mauritius	2.2	1.9	no	2																																
Durbanville	5.1	2	yes	7	Mauritius	1.8	1.8	yes	4																																
Durbanville	2.6	1.4	yes	8	Mauritius	1.7	1.3	yes	6																																
Turffontein	2.7	1.2	no	1	Mauritius	1.5	1.2	no	7																																
Turffontein	1.5	1	yes	6	Durbanville	1.5	1.1	no	1																																
					Durbanville	1.7	1	yes	4																																
																				Week		10-10-16		to		16-10-16															
																																									
																				click http://horseracingtips.co.za to go back to Home Page																					

Selection No. 1					Selection No. 2					Selection No. 3					Selection No. 4					Totals Data																	
Track	Now Win	Now Place	Same Jock?	RACE	Track	Now Win	Now Place	Same Jock?	RACE	Track	Now Win	Now Place	Same Jock?	RACE	Track	Now Win	Now Place	Same Jock?	RACE	Totals For Week	Sel 1 yes	Sel 1 no	Sel 2 yes	Sel 2 no	Sel 3 yes	Sel 3 no	Sel 4 yes	Sel 4 no									
Fairview	1.5	1	yes	1	Durbanville	2.1	1.1	no	4	Durbanville	3	1	no	2	Fairview	3.8	1.7	yes	2	55	13	4	9	10	3	7	16	7	9	16	8	8					
Greyville	4.2	1.7	yes	4	Greyville	1.8	1	yes	1	Durbanville	5.9	1.7	yes	5	Fairview	5.4	1.9	no	3																		
Vaal	2	1.2	no	2	Vaal	3.1	2	no	7	Greyville	5.4	1.6	yes	5	Fairview	11	3.1	no	5	1,2&3 Totals For Week																	
Vaal	4.9	1.6	no	6	Vaal	5.9	1.6	no	8	Greyville	3.2	1.4	no	6	Fairview	7.9	2.5	yes	6																		
Fairview	2.2	1.6	no	4	Fairview	4.1	1.4	no	3	Vaal	6.5	1.8	no	1	Durbanville	3.1	1.5	yes	1	39																	
Fairview	7.5	2.4	no	8	Greyville	4.1	2.1	no	6	Vaal	2.3	1.4	no	4	Durbanville	2.1	1.1	yes	3																		
Greyville	3.5	1.5	no	2	Greyville	3.1	1.1	yes	7	Fairview	2.8	1.4	yes	1	Fairview	6.6	1.9	yes	7	15741	1,2&3 Total to date					Week 370											
Turffontein	2	1.3	no	1	Greyville	2	1	no	8	Greyville	2.8	1.1	no	1	Greyville	5.3	2	no	3																		
Turffontein	3.7	1.4	no	5	Mauritius	2.2	1.1	yes	5	Greyville	13.2	2.4	no	5	Mauritius	1.5	1	yes	2	43	Average per week																
Turffontein	1.6	1.3	yes	7	Kenilworth	2.7	1.4	no	1	Mauritius	1.5	1	yes	4	Mauritius	15.1	2.9	no	7																		
Turffontein	6.7	2.4	no	9						Mauritius	3.8	2.4	yes	8	Turffontein	19.8	6.1	yes	2																		
Kenilworth	1.7	1.2	no	4						Turffontein	2.7	1.2	yes	6	Turffontein	3	1.4	no	3	19020	1,2,3&4 Total to date																
Borrowdale	4.3	1.5	yes	7						Kenilworth	6.2	1.6	no	3	Turffontein	23.4	4.5	yes	4	51	Average per week																
										Kenilworth	4	2	yes	6	Kenilworth	3.8	1.2	no	5																		
										Kenilworth	4	2.2	no	8	Borrowdale	1.9	1.5	no	2																		
										Borrowdale	6.8	2.3	no	6	Borrowdale	2.2	2.6	no	4																		
																					Week	17-10-16		to		23-10-16											



click <http://horseracingtips.co.za> to go back to Home Page

Selection No. 1					Selection No. 2					Selection No. 3					Selection No. 4					Totals Data		Magic Grid™ Stats Start : September 2010																	
Today's Track	Now Win	Now Place	Same Jock?	RACE	Today's Track	Now Win	Now Place	Same Jock?	RACE	Today's Track	Now Win	Now Place	Same Jock?	RACE	Today's Track	Now Win	Now Place	Same Jock?	RACE	Totals For Week	Sel 1	Sel 1	Sel 1	Sel 2	Sel 2	Sel 2	Sel 3	Sel 3	Sel 3	Sel 4	Sel 4	Sel 4							
Kimberley	1.9	2.9	no	4	Kimberley	2.1	1.1	yes	1	Kimberley	3.5	2	no	3	Kimberley	10.6	4.6	yes	7	70	26	9	17	19	7	12	14	3	11	11	7	4							
Kimberley	3.9	2.1	yes	9	Vaal	2.6	1.5	no	1	Kimberley	8.9	2.4	yes	6	Vaal	4.1	2.4	no	3																				
Vaal	7.4	2.6	no	4	Scottsville	3.4	1.4	no	2	Kimberley	1.9	1	no	8	Vaal	7.1	2.6	yes	6	1,2&3 Totals For Week																			
Scottsville	5.4	1.7	no	3	Scottsville	3	1.4	no	6	Vaal	5.4	2.4	no	2	Vaal	10.7	3.9	yes	8	59																			
Scottsville	4.5	1.8	no	7	Kenilworth	1.2	0	no	2	Scottsville	4.9	1.3	no	1	Kenilworth	4.7	1.6	yes	6																				
Scottsville	2	1	no	9	Kenilworth	2.5	1.1	yes	8	Kenilworth	4.5	1.4	no	1	Kenilworth	14.2	2.9	no	7																				
Kenilworth	2.9	1.5	no	3	Vaal	11.1	3	yes	6	Vaal	4.1	2.2	no	7	Vaal	5.8	1.8	yes	4	15800	1,2&3 Total to date																		
Kenilworth	2	1.3	no	4	Fairview	3.7	1.3	no	3	Fairview	1.8	1	no	5	Greyville	8.8	2.9	no	4																				
Kenilworth	3.5	1.1	yes	5	Fairview	4.9	1.2	no	7	Fairview	3.1	1.5	no	7	Greyville	9.8	2.7	yes	7	43	Average per week																		
Vaal	1.5	1.1	yes	1	Greyville	3.5	1.1	no	8	Fairview	4.3	2.2	no	8	Vaal	10.7	3.1	no	9																				
Vaal	3.7	1.4	no	3	Mauritius	2.7	2.1	yes	3	Mauritius	2.9	1.3	no	1	Fairview	9.7	2.5	yes	9																				
Greyville	5.5	1	no	1	Vaal	1.2	1	no	1	Mauritius	3	1.2	yes	4																									
Greyville	1.3	1	no	2	Vaal	3.9	2.1	no	5	Kenilworth	6.6	2.4	yes	5																									
Greyville	2.1	1	no	3	Vaal	4.3	1.8	no	10	Kenilworth	3.4	1.5	no	6																									
Greyville	5.7	2	no	5	Kenilworth	3.1	1.5	no	3																														
Mauritius	1.9	1.8	yes	2	Kenilworth	6.3	1.9	yes	7																														
Mauritius	2.4	1.8	yes	5	Fairview	2.8	1.2	yes	4																														
Mauritius	3.9	2.1	yes	6	Fairview	3.1	1.2	yes	6																														
Mauritius	2.9	1.6	no	7	Fairview	8	2.8	no	8																														
Vaal	1.8	1.3	no	3																																			
Vaal	1.2	1.6	no	4																																			
Kenilworth	3	1.2	yes	2																																			
Kenilworth	3.3	2.2	yes	4																																			
Kenilworth	12	3.4	no	8																																			
Fairview	4.9	1.9	yes	2																																			
Fairview	4.3	2.2	no	7																																			



click <http://horseracingtips.co.za> to go back to Home Page

Selection No. 1					Selection No. 2					Selection No. 3					Selection No. 4					Totals Data																						
Today's Track	Now Win	Now Place	Same Jock?	RACE	Today's Track	Now Win	Now Place	Same Jock?	RACE	Today's Track	Now Win	Now Place	Same Jock?	RACE	Today's Track	Now Win	Now Place	Same Jock?	RACE	Totals For Week	Sel 1	Sel1 yes	Sel1 no	Sel 2	Sel2 yes	Sel2 no	Sel 3	Sel3 yes	Sel3 no	Sel 4	Sel4 yes	Sel4 no										
Kimberley	9.3	2.7	no	1	Kimberley	3.9	1.6	yes	2	Kenilworth	2.9	1.5	yes	6	Greyville	6.3	1.6	yes	1	71	25	9	16	19	11	8	16	10	6	11	4	7										
Kimberley	2.3	1.1	yes	5	Kimberley	4.3	1.3	no	4	Turffontein	4.2	1.9	yes	5	Greyville	4.4	1.5	no	2																							
Kimberley	3.1	1.2	no	6	Kimberley	9.1	3.2	no	7	Turffontein	6.3	2.3	no	7	Greyville	3.6	1.8	no	6	1,2&3 Totals For Week																						
Kenilworth	2.3	1.6	no	4	Kenilworth	7.6	2	yes	3	Greyville	4.6	1.5	yes	4	Mauritius	11.3	2	no	4	60																						
Kenilworth	1.7	1.4	yes	7	Kenilworth	6.6	3.5	yes	5	Greyville	14.1	2.5	no	5	Turffontein	4.1	1.7	yes	7																							
Kenilworth	2.6	1.2	no	8	Turffontein	2.5	1.2	yes	2	Vaal	2.2	1	no	1	Turffontein	5.9	2.2	yes	9																							
Greyville	4.7	1.7	no	3	Greyville	3.4	1.3	no	8	Vaal	4.3	1.7	yes	6	Turffontein	8.4	2.8	no	10	15860	1,2&3 Total to date																					
Vaal	1.5	1	no	2	Fairview	5.1	1.9	yes	5	Vaal	2.5	1.4	yes	8	Kenilworth	4.6	2.2	no	2	43	Average per week																					
Vaal	2.8	1.3	no	3	Fairview	3.6	1.5	yes	7	Vaal	2.4	1	yes	9	Kenilworth	4.4	1.7	yes	7																							
Vaal	2.9	1.6	yes	7	Fairview	2.3	1.3	no	8	Greyville	3.4	1.3	yes	5	Greyville	7.3	2.8	no	5																							
Fairview	2.2	1.1	yes	2	Greyville	4.2	1.4	yes	2	Greyville	1.9	1.2	yes	7	Greyville	5.9	3.2	no	7	19161	1,2,3&4 Total to date																					
Greyville	9.4	2.1	no	3	Greyville	4	1.3	yes	8	Mauritius	8.9	2	yes	2																												
Greyville	2.4	1.6	yes	4	Mauritius	2.8	1.5	yes	1	Mauritius	1.2	0	yes	6																												
Mauritius	1.8	2.5	yes	3	Turffontein	2.3	1	yes	8	Kenilworth	8.2	1.9	no	3																												
Mauritius	1.2	0	yes	5	Kenilworth	3.5	1.2	no	4	Greyville	3.7	1.4	no	3																												
Mauritius	2.5	1	no	8	Greyville	2	1.1	yes	8	Borrowdale	6.9	2.3	no	4																												
Turffontein	1.1	1.1	no	1	Greyville	4.7	1.7	no	6																																	
Turffontein	6.7	2.3	no	4	Borrowdale	3.4	1.5	no	1																																	
Kenilworth	2.7	1.8	no	5	Borrowdale	3.4	1.5	no	6																																	
Kenilworth	3.3	1.6	no	6																																						
Kenilworth	2.1	1	yes	8																																						
Greyville	1.3	1.2	no	1																																						
Borrowdale	7.3	2.1	no	2																																						
Borrowdale	1.8	1	no	5																																						
Borrowdale	5.2	1.7	yes	7																																						



click <http://horseracingtips.co.za> to go back to Home Page

Selection No. 1					Selection No. 2					Selection No. 3					Selection No. 4					Totals Data													Magic Grid™ Stats Start : September 2010	
Today's Track	Now Win	Now Place	Same Jock?	RACE	Today's Track	Now Win	Now Place	Same Jock?	RACE	Today's Track	Now Win	Now Place	Same Jock?	RACE	Today's Track	Now Win	Now Place	Same Jock?	RACE	Totals For Week	Sel 1	Sel1 yes	Sel1 no	Sel 2	Sel2 yes	Sel2 no	Sel 3	Sel3 yes	Sel3 no	Sel 4	Sel4 yes	Sel4 no		
Vaal	1.3	1.1	no	3	Kimberley	4.1	1.6	yes	8	Kimberley	3.3	1.3	yes	4	Vaal	5.5	1.8	no	1	37	14	4	10	10	6	4	6	4	2	7	1	6		
Greyville	2.2	1.7	no	2	Vaal	9.6	3.3	no	5	Vaal	3.8	1.5	yes	8	Vaal	4.4	1.8	no	7	1,2&3 Totals For Week														
Greyville	2.5	1.2	no	7	Greyville	3.4	1.6	yes	6	Greyville	3.9	1.7	no	3	Greyville	8.9	2.4	no	4	30														
Kenilworth	8.8	2.2	no	4	Kenilworth	3.5	1.2	yes	1	Kenilworth	2.6	1	no	8	Kenilworth	4.4	1.9	no	5	15890 1,2&3 Total to date													Week 373	
Kenilworth	1.8	1.1	yes	9	Kenilworth	4.8	3.1	yes	2	Kenilworth	3.6	1.3	yes	6	Mauritius	5.5	1.6	no	3	43 Average per week														
Mauritius	6	1.9	no	7	Kenilworth	4.2	2.2	no	2	Turffontein	2.1	1.4	yes	1	Kenilworth	5	1.6	no	5	19198 1,2,3&4 Total to date														
Kenilworth	4	1.6	yes	1	Turffontein	1.6	1	no	3						Greyville	9.6	3	yes	6	51 Average per week														
Kenilworth	3.3	1.7	no	3	Turffontein	2.7	1.2	yes	6											Week 07-11-16 to 13-11-16														
Kenilworth	3.5	1.5	no	6	Greyville	6.1	2.2	yes	7																									
Turffontein	4.9	1.8	yes	4	Greyville	2.3	1	no	8																									
Greyville	3.8	1.9	no	2																														
Greyville	2.6	1.8	no	5																														
Turffontein	4.3	1.9	no	8																														
Turffontein	2.9	1.5	yes	9																														



click <http://horseracingtips.co.za> to go back to Home Page

Selection No. 1					Selection No. 2					Selection No. 3					Selection No. 4					Totals Data												Magic Grid™ Stats Start : September 2010		
Today's Track	Now Win	Now Place	Same Jock?	RACE	Today's Track	Now Win	Now Place	Same Jock?	RACE	Today's Track	Now Win	Now Place	Same Jock?	RACE	Today's Track	Now Win	Now Place	Same Jock?	RACE	Totals For Week	Sel 1	Sel1 yes	Sel1 no	Sel 2	Sel2 yes	Sel2 no	Sel 3	Sel3 yes	Sel3 no	Sel 4	Sel4 yes	Sel4 no		
Kimberley	1.6	1	no	4	Vaal	1.6	1	no	1	Kimberley	2.3	1.1	no	3	Kimberley	6.2	0	no	2	55	18	7	11	13	4	9	15	8	7	9	4	5		
Kimberley	5.3	1.7	no	6	Vaal	2	1	yes	3	Kimberley	5.6	2	yes	7	Kenilworth	11	2.8	yes	4	1,2&3 Totals For Week														
Vaal	2.9	1.1	no	4	Vaal	3.7	1.6	no	5	Kimberley	3.4	1.8	yes	8	Kenilworth	4.2	1.8	no	6	46														
Vaal	2.3	1.3	no	7	Kenilworth	3.7	1.6	yes	2	Kimberley	3.9	1.6	yes	9	Kenilworth	2.2	1.2	yes	7	15936		1,2&3 Total to date		Week 374										
Kenilworth	2.1	1.2	no	8	Kenilworth	5.8	1.5	no	3	Vaal	4.8	0	no	2	Vaal	6.4	2.3	no	6	43		Average per week												
Vaal	3.6	1.5	yes	1	Fairview	2.8	1.4	no	2	Kenilworth	3.4	1.4	yes	5	Fairview	3.9	1.6	no	5	19253		1,2,3&4 Total to date												
Vaal	1.8	1.2	no	2	Fairview	8.7	2.6	no	7	Vaal	3	1.2	yes	3	Greyville	4.5	1.7	no	7	51		Average per week												
Vaal	1.2	1	yes	4	Mauritius	8	2.8	no	1	Vaal	4.1	1.7	no	7	Mauritius	6.5	1.3	yes	7	Week 14-11-16 to 20-11-16														
Vaal	2.1	1	no	8	Mauritius	4.4	1.9	yes	2	Greyville	1.6	1.1	no	3	Kenilworth	2.7	1.7	yes	1															
Fairview	4	1.5	yes	4	Mauritius	1.7	0	yes	5	Greyville	8.4	2.5	no	4																				
Greyville	1.8	1.1	no	1	Kenilworth	6.8	2.1	no	5	Kenilworth	4.3	2.3	yes	4																				
Greyville	2	1.3	no	2	Turffontein	5.9	1.9	no	7	Kenilworth	9.5	3.1	yes	9																				
Mauritius	1.6	1.1	yes	3	Borrowdale	6.8	2.5	no	7	Turffontein	2.3	1.1	yes	4																				
Mauritius	1.4	0	yes	6						Borrowdale	7.6	2.7	no	4																				
Mauritius	7.3	2.8	no	8						Borrowdale	4.7	2.2	no	6																				
Kenilworth	2.7	1.5	yes	8																														
Turffontein	4.1	1.7	no	5																														
Borrowdale	5.2	2.6	yes	2																														



click <http://horseracingtips.co.za> to go back to Home Page

Selection No. 1					Selection No. 2					Selection No. 3					Selection No. 4					Totals Data										Magic Grid™ Stats Start : September 2010									
Todays Track	Now Win	Now Place	Same Jock?	RACE	Todays Track	Now Win	Now Place	Same Jock?	RACE	Todays Track	Now Win	Now Place	Same Jock?	RACE	Todays Track	Now Win	Now Place	Same Jock?	RACE	Totals For Week	Sel 1 yes	Sel 1 no	Sel 2 yes	Sel 2 no	Sel 3 yes	Sel 3 no	Sel 4 yes	Sel 4 no											
Fairview	5.5	2	no	7	Vaal	4.2	1.7	yes	6	Fairview	7.5	2	no	4	Fairview	3.6	1.6	no	1	49	15	8	7	9	5	4	13	8	5	12	4	8							
Fairview	2.9	1.2	no	8	Kenilworth	1.9	1.3	no	6	Vaal	3	1.5	yes	1	Vaal	2.9	1.4	no	4																				
Vaal	5.2	1.5	yes	2	Greyville	3.4	1.2	yes	3	Kenilworth	2.1	1.1	no	3	Vaal	3	1.1	yes	7	1,2&3 Totals For Week																			
Kenilworth	2.7	0	yes	2	Mauritius	2.2	1	no	1	Kenilworth	2.5	1.7	no	7	Greyville	3.5	1.6	yes	8	37																			
Kenilworth	2.8	1.9	yes	4	Mauritius	1.2	1.2	no	2	Fairview	11.8	2.9	yes	3	Mauritius	6	2.1	yes	3																				
Kenilworth	6.7	2.4	yes	5	Mauritius	2.7	1.4	yes	7	Greyville	4.7	1.1	yes	1	Mauritius	7.9	0	no	5	15973	1,2&3 Total to date						Week 375												
Fairview	2.1	1.4	no	2	Mauritius	3.1	1.2	no	8	Greyville	2	1	no	4	Turffontein	8.4	1.8	yes	7	43	Average per week																		
Fairview	2.2	1.2	yes	4	Kenilworth	3	1.6	yes	4	Greyville	5.6	1.9	no	7	Kenilworth	6.6	2.9	no	5																				
Fairview	6.3	2.3	no	7	Greyville	6.7	2.4	yes	6	Mauritius	6.6	2.9	yes	6	Kenilworth	9.3	2.3	no	6	19302	1,2,3&4 Total to date																		
Turffontein	1.9	1.3	yes	2						Turffontein	1.7	1.2	yes	3	Kenilworth	4.7	1.7	no	8	51	Average per week																		
Turffontein	6	1.9	no	9						Turffontein	4.5	1.8	yes	4	Greyville	2.1	1.3	no	3																				
Kenilworth	7.2	3.2	no	3						Kenilworth	2.5	1	yes	1	Greyville	1.8	1.2	no	9																				
Kenilworth	2.2	1.3	yes	4						Greyville	3.4	1.6	yes	10																									
Greyville	11.5	2.8	no	1																																			
Greyville	2.3	1.2	yes	2																																			
																				Week	21-11-16	to	27-11-16																



click <http://horseracingtips.co.za> to go back to Home Page

Selection No. 1					Selection No. 2					Selection No. 3					Selection No. 4					Totals Data Magic Grid™ Stats Start : September 2010														
Today's Track	Now Win	Now Place	Same Jock?	RACE	Today's Track	Now Win	Now Place	Same Jock?	RACE	Today's Track	Now Win	Now Place	Same Jock?	RACE	Today's Track	Now Win	Now Place	Same Jock?	RACE	Totals For Week	Sel 1 yes	Sel 1 no	Sel 2 yes	Sel 2 no	Sel 3 yes	Sel 3 no	Sel 4 yes	Sel 4 no						
Kimberley	4	1.6	yes	3	Vaal	5.8	1.6	yes	2	Kimberley	7.3	2.4	no	1	Vaal	8.9	2.6	yes	4	67	24	8	16	16	4	12	20	7	13	7	2	5		
Kimberley	5.4	1.9	no	9	Kenilworth	1.7	0	no	2	Kimberley	5.6	1.8	no	4	Vaal	10.7	3.6	no	5	1,2&3 Totals For Week	60													
Vaal	1.2	1	yes	1	Kenilworth	1.1	1	no	3	Kimberley	4.2	1.4	no	5	Vaal	8.1	2.8	no	6															
Kenilworth	2.4	1.4	yes	8	Kenilworth	5.5	1.7	no	9	Kenilworth	2	1.1	yes	1	Fairview	7.8	2.6	no	7	16033	1,2&3 Total to date	Week 376												
Vaal	1.3	1	no	1	Vaal	1.4	1	yes	5	Kenilworth	4	1.7	no	4	Greyville	2.5	1.1	yes	6			43	Average per week											
Vaal	1.2	1	no	2	Greyville	1.8	1.1	yes	1	Kenilworth	1.9	1	no	6	Mauritius	15.4	2	no	1															
Vaal	3.4	1.6	no	3	Greyville	2.8	1.3	no	4	Vaal	2.3	1.3	yes	6	Kenilworth	12.6	2.9	no	4															
Vaal	1.4	1	yes	4	Mauritius	1.8	1.1	no	3	Fairview	16.1	3.5	no	1																				
Fairview	2.5	1.2	no	3	Mauritius	3.2	1.6	no	4	Fairview	4.3	1.1	yes	2																				
Fairview	3.7	1.6	no	4	Turffontein	2.8	1.4	no	2	Turffontein	3.3	1	no	1																				
Greyville	1.8	1.2	yes	2	Turffontein	7.4	2.3	no	8	Borrowdale	8	3	yes	1																				
Greyville	1.6	1	no	3	Mauritius	1.9	1	no	1	Borrowdale	4	1.1	yes	3																				
Greyville	1.6	1.1	yes	7	Mauritius	6.3	2.3	no	6	Borrowdale	4.3	2.3	no	4																				
Mauritius	1.8	1.3	no	2	Mauritius	2	1.1	no	7	Borrowdale	6.7	2.3	yes	7																				
Mauritius	3.5	1.6	no	6	Scottsville	1.7	1.1	yes	1	Kenilworth	4.4	1.4	no	1																				
Mauritius	3.2	1.2	no	7	Scottsville	1.8	1	no	4	Kenilworth	3.3	1.1	no	2																				
Turffontein	3.4	1.2	yes	3						Kenilworth	3.5	1.6	yes	5																				
Turffontein	5.3	1.7	no	4						Kenilworth	6.2	1.5	no	8																				
Turffontein	3.2	1.6	no	6						Mauritius	1.6	1.5	no	2																				
Borrowdale	3.2	1.4	no	5						Scottsville	10.4	2.9	no	2																				
Kenilworth	2.4	1.4	yes	3																														
Kenilworth	1.8	1.1	no	6																														
Mauritius	3	1.4	no	4																														
Mauritius	2.9	1.5	no	5																														



click <http://horseracingtips.co.za> to go back to Home Page

Selection No. 1					Selection No. 2					Selection No. 3					Selection No. 4					Totals Data					Magic Grid™ Stats Start : September 2010																		
Today's Track	Now Win	Now Place	Same Jock?	RACE	Today's Track	Now Win	Now Place	Same Jock?	RACE	Today's Track	Now Win	Now Place	Same Jock?	RACE	Today's Track	Now Win	Now Place	Same Jock?	RACE	Totals For Week	Sel 1 1	Sel 1 yes	Sel 1 no	Sel 2 2	Sel 2 yes	Sel 2 no	Sel 3 3	Sel 3 yes	Sel 3 no	Sel 4 4	Sel 4 yes	Sel 4 no											
Kimberley	1.4	0	no	2	Kimberley	11.2	3.9	no	5	Kimberley	6.7	2	no	1	Kimberley	4.9	1.7	yes	6	59	16	3	13	17	5	12	14	6	8	12	4	8											
Kimberley	3.3	1.5	no	4	Kimberley	5	1.6	yes	7	Kenilworth	2.6	1.6	no	5	Kenilworth	10.2	2.2	no	1																								
Greyville	5	1.9	no	1	Kimberley	4	1.4	no	8	Turffontein	3	1.8	no	4	Kenilworth	5.7	1.5	no	2	1,2&3 Totals For Week																							
Vaal	8.3	2.9	no	5	Kenilworth	1.6	1	no	3	Greyville	4.7	2.1	yes	3	Kenilworth	6.1	2.3	no	7	47																							
Fairview	1.9	1.4	no	1	Kenilworth	2.6	1.6	yes	6	Greyville	3	1.3	no	1	Greyville	1.8	1.1	yes	7																								
Fairview	4	1.7	no	3	Turffontein	3.8	1.2	no	1	Vaal	3.5	1.5	no	7	Vaal	5.7	2.1	no	2	16080	1,2&3 Total to date						Week 377																
Fairview	3.7	1.7	no	8	Turffontein	1.4	1	yes	2	Greyville	5.8	2.1	yes	5	Vaal	5.1	2	no	3	43	Average per week																						
Fairview	7.8	2.8	yes	9	Greyville	3.3	1.6	no	2	Greyville	5.7	1.8	no	8	Vaal	6.6	2	no	6																								
Greyville	3	1.3	no	2	Greyville	2.1	1.3	yes	6	Kenilworth	2.4	0	yes	4	Fairview	7.8	1.8	no	2	19428	1,2,3&4 Total to date																						
Greyville	3.7	1.4	yes	3	Fairview	1.8	1.2	no	4	Vaal	3.7	1.2	yes	4	Fairview	4.6	1.7	yes	5	52	Average per week																						
Greyville	9.9	2.5	no	4	Greyville	4.6	1.3	no	1	Vaal	1.8	1.2	no	9	Kenilworth	3.9	1.6	no	5																								
Greyville	4.4	1.8	yes	7	Greyville	3.7	2	no	6	Scottsville	3.1	1.4	no	3	Scottsville	4.4	2	yes	4	Week 05-12-16 to 11-12-16																							
Kenilworth	2.8	1.5	no	2	Kenilworth	1.8	1.4	no	1	Scottsville	4.1	1.6	yes	1																													
Vaal	6.2	2	no	2	Kenilworth	4	1.2	no	3	Scottsville	4.4	1.4	yes	6																													
Vaal	2	1.2	no	3	Vaal	1.9	1.2	no	6																																		
Scottsville	2.7	1.2	no	1	Scottsville	2.6	1.4	yes	2																																		
					Scottsville	6.1	2.3	no	8																																		



click <http://horseracingtips.co.za> to go back to Home Page

Selection No. 1					Selection No. 2					Selection No. 3					Selection No. 4					Totals Data		Magic Grid™ Stats Start : September 2010											
Today's Track	Now Win	Now Place	Same Jock?	RAOE	Today's Track	Now Win	Now Place	Same Jock?	RAOE	Today's Track	Now Win	Now Place	Same Jock?	RAOE	Today's Track	Now Win	Now Place	Same Jock?	RAOE	Totals For Week	Sel 1	Sel1 yes	Sel1 no	Sel 2	Sel2 yes	Sel2 no	Sel 3	Sel3 yes	Sel3 no	Sel 4	Sel4 yes	Sel4 no	
Kimberley	4.2	1.8	yes	3	Kimberley	2.7	1.1	no	1	Greyville	3.1	1.3	yes	6	Kenilworth	4.8	2.1	yes	6	55	15	5	10	19	12	7	10	3	7	11	6	5	
Kenilworth	7.4	1.8	yes	8	Kimberley	6.4	3	yes	5	Fairview	4	1.6	no	1	Turffontein	6.6	1.9	no	2	1,2&3 Totals For Week 44	16124	1,2&3 Total to date	Week 378										
Turffontein	3.4	1.5	no	4	Kimberley	3.1	1.4	yes	6	Turffontein	8.3	2.9	no	5	Turffontein	3.8	2	yes	7														
Greyville	1.4	1	no	2	Kimberley	4.5	1.8	yes	9	Turffontein	6.2	1.9	no	7	Greyville	9.9	2.1	no	5	43	Average per week												
Greyville	1.6	1	yes	1	Kenilworth	3.9	1.8	yes	3	Turffontein	3.9	1.6	no	9	Fairview	6.4	2.9	yes	6														
Greyville	3	1.3	no	7	Turffontein	2.1	1.2	no	1	Kenilworth	3.3	1.1	no	1	Greyville	9.8	1.3	yes	3	19483	1,2,3&4 Total to date												
Fairview	1.9	1.1	no	2	Turffontein	5.3	1.6	yes	3	Kenilworth	7.2	3.2	yes	3	Turffontein	4.8	1.9	no	3			52	Average per week										
Greyville	1.2	1	no	4	Turffontein	5.4	1.4	yes	5	Kenilworth	7.2	2.2	no	6	Kenilworth	10.5	3.7	no	5														
Turffontein	5.1	1.3	no	1	Turffontein	8.2	2.4	yes	6	Scottsville	5.2	1.6	yes	7	Scottsville	6.3	2	no	8	Week 12-12-16 to 18-12-16													
Turffontein	5.4	2.2	no	6	Turffontein	2.4	1	yes	8	Borrowdale	5	1.8	no	1	Borrowdale	3.7	1.1	yes	4														
Turffontein	1.9	1	no	10	Greyville	2.5	1.3	yes	3						Borrowdale	4.6	3.1	yes	5														
Kenilworth	3.5	1.5	yes	8	Greyville	3	1.5	yes	8																								
Scottsville	2.1	1.1	no	5	Fairview	2.7	1.4	yes	3																								
Scottsville	4.6	1.7	no	6	Fairview	2.7	1.4	no	4																								
Borrowdale	5.2	1.3	yes	3	Fairview	5.7	2.2	no	8																								
					Greyville	4.9	2.1	yes	8																								
					Turffontein	2.9	1.5	no	4																								
					Kenilworth	2.2	1.4	no	4																								
					Scottsville	3	1.7	no	3																								




click <http://horseracingtips.co.za> to go back to Home Page

Selection No. 1					Selection No. 2					Selection No. 3					Selection No. 4					Totals Data												
Todays Track	Now Win	Now Place	Same Jock?	FACE	Todays Track	Now Win	Now Place	Same Jock?	FACE	Todays Track	Now Win	Now Place	Same Jock?	FACE	Todays Track	Now Win	Now Place	Same Jock?	FACE	Totals For Week	Sel 1	Sel 1	Sel 1	Sel 2	Sel 2	Sel 2	Sel 3	Sel 3	Sel 3	Sel 4	Sel 4	Sel 4
Fairview	1.4	1	yes	3	Fairview	1.7	1	yes	2	Kenilworth	3.8	2	yes	5	Fairview	3.3	1.4	yes	1	49	10	3	7	19	9	10	10	4	6	10	2	8
Fairview	7.7	2.5	no	8	Fairview	2.6	1.3	yes	4	Kenilworth	3	1.5	no	6	Fairview	5.1	1.8	no	5	1,2&3 Totals For Week												
Kenilworth	2	1.3	no	1	Kenilworth	1.5	1.1	yes	2	Scottsville	2.5	1.2	no	3	Kenilworth	5	1.7	no	3	39												
Scottsville	2.1	1.2	no	8	Kenilworth	2.3	1	yes	8	Scottsville	21.4	4.6	no	5	Scottsville	4.5	1.9	no	7	16163 1,2&3 Total to date												
Vaal	4.5	1.5	yes	2	Vaal	8.7	2.6	no	3	Vaal	9	2.3	no	1	Vaal	19.2	5	no	6	43	Average per week											
Fairview	3.4	1.4	no	9	Vaal	2.3	1.2	no	4	Kenilworth	2.7	1.3	no	1	Vaal	4.2	1.9	no	8	Week 379												
Greyville	3.6	1.7	yes	4	Vaal	2.2	1.5	yes	5	Kenilworth	3.9	2.1	yes	5	Fairview	5.1	1.6	no	1	19532 1,2,3&4 Total to date												
Greyville	3.3	1.2	no	6	Vaal	3.6	1.7	no	9	Kenilworth	2.6	1.4	yes	9	Fairview	8.1	2	no	6	52	Average per week											
Kenilworth	3.8	1.7	no	7	Fairview	5.9	1.6	yes	4	Turffontein	2.6	1.3	no	7	Greyville	6.8	2.9	no	5	Week 19-12-16 to 25-12-16												
Kenilworth	4.2	1.6	no	8	Fairview	4	1.4	no	5	Turffontein	4.6	1.5	yes	8	Kenilworth	9.1	2.8	yes	3													
					Fairview	5.2	1.6	no	7																							
					Greyville	2.5	1	no	2																							
					Greyville	2	1.4	no	3																							
					Greyville	3.3	1.9	yes	7																							
					Greyville	3.7	1.3	yes	8																							
					Kenilworth	1.5	1	yes	4																							
					Turffontein	3.2	1.2	no	2																							
					Turffontein	4.6	1.6	no	3																							
					Turffontein	1.9	1.3	no	4																							



click <http://horseracingtips.co.za> to go back to Home Page

Selection No. 1					Selection No. 2					Selection No. 3					Selection No. 4					Totals Data Magic Grid™ Stats Start : September 2010																	
Today's Track	Now Win	Now Place	Same Jock?	RACE	Today's Track	Now Win	Now Place	Same Jock?	RACE	Today's Track	Now Win	Now Place	Same Jock?	RACE	Today's Track	Now Win	Now Place	Same Jock?	RACE	Totals For Week	Sel 1 yes	Sel 1 no	Sel 2 yes	Sel 2 no	Sel 3 yes	Sel 3 no	Sel 4 yes	Sel 4 no									
Greyville	1.8	1.1	no	2	Greyville	2.6	1.3	no	8	Greyville	8.3	1.8	no	3	Greyville	6.3	1.8	no	1	53	11	3	8	19	4	15	12	3	9	11	3	8					
Vaal	1.4	1.2	yes	1	Vaal	2.6	1.4	no	2	Vaal	3.1	1.1	no	3	Greyville	7.3	2.5	no	7																		
Vaal	1.4	1.1	no	1	Vaal	5.6	2.7	no	4	Vaal	3.4	1.6	no	9	Vaal	6.3	2.1	no	7	1,2&3 Totals For Week																	
Vaal	3.9	1.5	no	5	Vaal	3.3	1.6	yes	6	Vaal	3.7	1.5	no	8	Fairview	5.7	1.9	yes	2	42																	
Fairview	15.2	3	yes	1	Vaal	4.1	1.8	no	7	Fairview	7.2	2.3	yes	8	Fairview	10.9	2.3	no	4																		
Greyville	5.5	1.6	no	7	Vaal	10.5	3	no	8	Greyville	6.2	1.9	no	2	Fairview	3.9	1.8	no	7	16205	1,2&3 Total to date				Week	380											
Turffontein	1.2	1	no	1	Vaal	2	1.3	no	2	Greyville	3.7	1.6	no	8	Greyville	4	1.3	no	5	43	Average per week																
Kenilworth	2.1	1.6	no	4	Vaal	8.3	2.3	no	3	Turffontein	3.5	1.5	no	5	Turffontein	4.6	1.9	yes	4																		
Greyville	1.1	0	yes	1	Vaal	3.1	1.2	no	4	Turffontein	3.9	1.5	yes	6	Turffontein	2.3	1	no	7	19585	1,2,3&4 Total to date																
Greyville	1.1	1	no	2	Vaal	3.7	1.9	yes	6	Kenilworth	6	1.9	no	1	Turffontein	7.7	1.9	yes	8	52	Average per week																
Greyville	5.5	2.3	no	3	Fairview	5.4	2.1	no	5	Kenilworth	3.8	1.7	yes	6	Greyville	6.2	2.9	no	6																		
					Fairview	3.7	1.5	no	6	Greyville	4	1.8	no	7																							
					Greyville	2.4	1.2	no	3																												
					Greyville	2.5	1.2	no	4																												
					Turffontein	3.2	1.8	no	2																												
					Kenilworth	3.3	1.3	yes	3																												
					Kenilworth	2.9	1.5	no	7																												
					Kenilworth	2.3	2.4	yes	8																												
					Greyville	3.2	1.5	no	4																												



click <http://horseracingtips.co.za> to go back to Home Page