





Selection No. 1					Selection No. 2					Selection No. 3					Selection No. 4					Totals Data		Magic Grid™ Stats Start : September 2010											
Today's Track	Now Win	Now Place	Same Jock?	FACE	Today's Track	Now Win	Now Place	Same Jock?	FACE	Today's Track	Now Win	Now Place	Same Jock?	FACE	Today's Track	Now Win	Now Place	Same Jock?	FACE	Totals For Week	Sel 1	Sel 1 yes	Sel 1 no	Sel 2	Sel 2 yes	Sel 2 no	Sel 3	Sel 3 yes	Sel 3 no	Sel 4	Sel 4 yes	Sel 4 no	
Fairview	3.4	1.6	yes	2	Fairview	18	4.1	no	8	Fairview	3.8	1.5	no	1	Scottsville	3.4	1.2	no	7	55	18	9	9	22	12	10	9	3	6	6	3	3	
Fairview	1.6	1	yes	3	Scottsville	1.9	1	yes	4	Scottsville	8.5	4.1	no	1	Turffontein	3.3	1.5	yes	9	1,2&3 Totals For Week													
Fairview	3.4	1.6	no	4	Turffontein	2.3	1	no	2	Scottsville	5.2	2	no	5	Fairview	11.4	3.1	yes	3	49													
Turffontein	1.5	1.1	yes	1	Turffontein	5.4	1.5	yes	4	Turffontein	12.5	3	yes	8	Scottsville	2.8	1.5	no	3	11558 1,2&3 Total to date Week 276													
Turffontein	1.6	1	yes	3	Turffontein	2	1	yes	6	Kenilworth	2.3	1.2	yes	7	Scottsville	3.7	1.3	yes	4	42 Average per week													
Kenilworth	2.4	1	yes	3	Turffontein	2.4	1	yes	7	Fairview	5.7	1.9	no	1	Scottsville	6.9	2.7	no	6	13929 1,2,3&4 Total to date													
Fairview	2.3	1	yes	5	Kenilworth	2.2	1	yes	1	Fairview	4.6	1.7	yes	8						50 Average per week													
Fairview	3	1.4	no	6	Kenilworth	3.4	2.3	yes	2	Greyville	5.2	1.9	no	1						Week 29-12-14 to 04-01-15													
Fairview	7.4	1.8	no	7	Kenilworth	3.4	1.7	no	4	Greyville	10.4	2.5	no	6																			
Greyville	2.6	1	no	2	Kenilworth	2	1.3	yes	8						click http://horseracingtips.co.za to go back to Home Page																		
Greyville	1.8	1	no	4	Turffontein	2.5	1.3	no	2																								
Turffontein	1.5	1.1	no	1	Turffontein	2.2	1.3	no	4																								
Turffontein	1.4	1	yes	4	Turffontein	4.8	1.7	yes	5																								
Kenilworth	1.4	1	yes	2	Turffontein	2.1	1.3	yes	6																								
Kenilworth	4.8	1.7	no	5	Fairview	2	1	yes	2																								
Scottsville	4	1.5	yes	2	Greyville	2.2	1	yes	3																								
Scottsville	4.3	2.3	no	5	Greyville	1.7	1	no	7																								
Scottsville	4.4	2.2	no	8	Turffontein	6.5	2.6	no	3																								
					Turffontein	1.9	1.2	yes	5																								
					Turffontein	2.9	1.2	no	7																								
					Kenilworth	3.3	1.1	no	3																								
					Kenilworth	9.5	2.3	no	4																								

Selection No. 1					Selection No. 2					Selection No. 3					Selection No. 4					Totals Data										Magic Grid™ Stats Start : September 2010									
Track	Now Win	Now Place	Now Same Jock?	FAOR	Track	Now Win	Now Place	Now Same Jock?	FAOR	Track	Now Win	Now Place	Now Same Jock?	FAOR	Track	Now Win	Now Place	Now Same Jock?	FAOR	Totals For Week	Sel 1 yes	Sel 1 no	Sel 2 yes	Sel 2 no	Sel 3 yes	Sel 3 no	Sel 4 yes	Sel 4 no											
Kimberley	8.5	2.4	no	1	Kimberley	3.6	1.2	no	3	Kimberley	3.9	1.7	no	2	Vaal	4.7	2.1	yes	4	63	12	6	6	19	7	12	23	10	13	9	2	7							
Kimberley	1.6	1.4	yes	7	Kimberley	3.5	1.7	no	6	Kimberley	3.3	1.8	yes	5	Vaal	1.9	1.2	no	10	1,2&3 Totals For Week																			
Vaal	1.4	1.1	yes	3	Vaal	3.7	1.6	yes	2	Kimberley	1.7	1.2	yes	8	Vaal	12	3.3	yes	4	54																			
Kenilworth	5.9	1.8	no	5	Vaal	3.7	1.5	no	6	Vaal	7.3	2.3	no	1	Vaal	3	1.5	no	6	11612 1,2&3 Total to date																			
Fairview	2.3	1	yes	7	Vaal	1.8	1	yes	9	Vaal	2.2	1.2	yes	5	Vaal	1.8	1	no	7	Week 277																			
Greyville	2.4	1	no	2	Kenilworth	1.9	1	yes	4	Vaal	1.9	2.1	no	7	Greyville	5.5	1.4	no	6	42 Average per week																			
Kenilworth	1.3	0	no	1	Vaal	2.1	1	no	1	Vaal	3.5	1.5	yes	8	Kenilworth	10.1	3.2	no	6	13992 1,2,3&4 Total to date																			
Kenilworth	1.9	1.8	yes	10	Vaal	2	1	yes	3	Kenilworth	3.2	1.3	no	3	Borrowdale	35.6	5.4	no	8	51 Average per week																			
Borrowdale	1.7	1.4	no	4	Vaal	1.8	1	yes	5	Kenilworth	1.8	1.1	yes	6	Borrowdale	5	1	no	9	Week 05-01-15 to 11-01-15																			
Turffontein	4.5	1.4	yes	3	Vaal	2.3	1.4	no	8	Kenilworth	14.3	4	no	7																									
Turffontein	5.3	1.7	no	5	Fairview	4.2	1.6	no	4	Vaal	9.5	3.4	yes	2						click http://horseracingtips.co.za to go back to Home Page																			
Turffontein	3.5	1.6	yes	6	Fairview	5.5	2	no	6	Vaal	3.1	1.5	yes	9																									
					Fairview	3.3	1.1	no	9	Fairview	3.6	1.4	no	1																									
					Kenilworth	5	1.7	yes	5	Fairview	3.2	1.4	yes	2																									
					Kenilworth	3	1.3	no	7	Greyville	2.2	1	no	3																									
					Borrowdale	2.4	1	no	7	Greyville	3.8	1.5	yes	4																									
					Turffontein	2.7	1.1	no	1	Greyville	2.9	1	no	5																									
					Turffontein	3.9	1.8	no	4	Greyville	18.7	5.3	no	7																									
					Turffontein	1.8	1.2	yes	7	Kenilworth	9.3	2	yes	9																									
										Kenilworth	1.6	1.8	no	10																									
										Borrowdale	3.8	1.9	no	1																									
										Turffontein	7.1	1.9	no	2																									
										Turffontein	1.9	1.4	no	8																									

Selection No. 1					Selection No. 2					Selection No. 3					Selection No. 4					Totals Data												
Today's Track	Now Win	Now Place	Same Jock?	FACE	Today's Track	Now Win	Now Place	Same Jock?	FACE	Today's Track	Now Win	Now Place	Same Jock?	FACE	Today's Track	Now Win	Now Place	Same Jock?	FACE	Totals For Week	Sel 1 yes	Sel 1 no	Sel 2 yes	Sel 2 no	Sel 3 yes	Sel 3 no	Sel 4 yes	Sel 4 no				
Fairview	1.5	1	yes	2	Fairview	2.6	1	no	1	Vaal	3.3	1.1	yes	3	Fairview	4.8	1.4	yes	4	56	13	7	6	24	8	16	11	6	5	8	1	7
Vaal	1.7	1.3	yes	5	Fairview	2.9	1.2	yes	8	Kenilworth	6.7	2.5	yes	1	Vaal	3.1	1.5	no	10	1,2&3 Totals For Week												
Kenilworth	1.8	1	yes	2	Vaal	1.9	1	no	4	Vaal	8.1	2	no	8	Kenilworth	4.2	2.5	no	7	48												
Kenilworth	3.1	1.2	yes	5	Vaal	9	2.4	yes	6	Fairview	5.9	2.1	no	5	Vaal	3.4	2.2	no	7	11660	1,2&3 Total to date					Week 278						
Kenilworth	1.4	0	yes	8	Vaal	3.5	1.3	yes	8	Greyville	20	3.7	no	5	Fairview	5.8	2.3	no	3	42 Average per week												
Vaal	1.8	1	no	3	Kenilworth	4.9	2.2	no	3	Greyville	3.9	1.4	yes	6	Greyville	8.1	2.5	no	7	14048 1,2,3&4 Total to date												
Vaal	2.2	1.1	no	9	Kenilworth	3.3	1.4	no	6	Kenilworth	3.9	1.7	yes	5	Greyville	3.3	1	no	8	51 Average per week												
Greyville	4.1	1.3	no	2	Kenilworth	5.2	2	yes	9	Scottsville	6.8	3.1	no	2	Turffontein	2.7	1.8	no	5	Week 12-01-15 to 18-01-15												
Kenilworth	4.5	1.5	no	2	Vaal	2.6	1	yes	2	Scottsville	2	1.1	no	3																		
Kenilworth	4.3	2	yes	3	Vaal	4.7	1.9	no	4	Scottsville	5.1	1.8	yes	4	click http://horseracingtips.co.za to go back to Home Page																	
Kenilworth	1.6	1	no	4	Vaal	1.5	1.5	no	5	Scottsville	10.6	3.2	yes	9																		
Kenilworth	1.5	1.8	yes	6	Fairview	2.6	1	no	1																							
Scottsville	2.2	1.2	no	5	Fairview	2.1	1	no	2																							
					Fairview	5.8	2.6	no	4																							
					Fairview	2.2	1	no	7																							
					Fairview	3.8	1.6	no	8																							
					Fairview	3.2	1.2	no	9																							
					Greyville	2.7	1.1	yes	3																							
					Greyville	4.5	1.3	no	4																							
					Turffontein	10.4	2.9	no	2																							
					Turffontein	2.2	1.6	no	6																							
					Turffontein	1.3	1	yes	7																							
					Kenilworth	3.9	1.5	yes	9																							
					Scottsville	2.7	1.4	no	8																							

Selection No. 1					Selection No. 2					Selection No. 3					Selection No. 4					Totals Data		Magic Grid™ Stats Start : September 2010										
Today's Track	Now Win	Now Place	Now Same Jock?	FAOR	Today's Track	Now Win	Now Place	Now Same Jock?	FAOR	Today's Track	Now Win	Now Place	Now Same Jock?	FAOR	Today's Track	Now Win	Now Place	Now Same Jock?	FAOR	Totals For Week	Sel 1	Sel 1 yes	Sel 1 no	Sel 2	Sel 2 yes	Sel 2 no	Sel 3	Sel 3 yes	Sel 3 no	Sel 4	Sel 4 yes	Sel 4 no
Kimberley	2	1	no	1	Kimberley	3.8	1.5	yes	3	Turffontein	8	2.1	no	2	Kimberley	3.2	1.4	no	2	64	21	6	15	21	11	10	8	3	5	14	6	8
Kimberley	3.1	1.4	no	5	Turffontein	7.8	2.2	yes	4	Kenilworth	2.2	1.1	no	2	Kimberley	2.3	1	no	6	1,2&3 Totals For Week		50		11710		1,2&3 Total to date		Week 279				
Turffontein	1.6	1	yes	1	Turffontein	2	1.2	yes	5	Kenilworth	4.6	1.9	no	8	Kimberley	2.4	1.5	yes	8	42		Average per week		14112		1,2,3&4 Total to date		51		Average per week		
Turffontein	2.6	1.8	yes	3	Turffontein	5.6	2.3	yes	6	Vaal	3.8	1.7	no	2	Vaal	11.6	3.5	no	4	19-01-15 to 25-01-15				click http://horseracingtips.co.za to go back to Home Page								
Turffontein	2.8	1.2	no	8	Kenilworth	4.7	1.3	yes	1	Vaal	2.6	1.5	yes	9	Vaal	3.9	1.3	yes	5													
Kenilworth	8	1.5	no	3	Vaal	3.1	1.5	no	3	Turffontein	4.3	1.5	yes	3	Vaal	7.3	1.8	yes	7													
Kenilworth	11.4	3.3	yes	4	Fairview	3.3	1.3	no	3	Kenilworth	3.5	1.7	yes	4	Fairview	3.5	1.8	no	6													
Kenilworth	3.7	2.1	yes	7	Fairview	4.3	1.7	no	4	Scottsville	10.4	2.4	no	7	Fairview	1.6	1.1	yes	9													
Vaal	2.4	1.3	no	1	Greyville	2.5	1.3	no	2						Greyville	3.5	1	yes	5													
Vaal	6.8	1.8	yes	6	Turffontein	1.5	1	no	2						Turffontein	11.3	3.1	yes	1													
Fairview	5.2	2	no	2	Turffontein	2.7	1.3	no	4						Kenilworth	3.5	1.5	no	6													
Greyville	1.9	1.1	no	1	Turffontein	2.6	1.6	yes	6						Kenilworth	12.6	3.9	no	8													
Greyville	2	1	no	4	Turffontein	4.5	1.7	no	8						Scottsville	2.7	1.3	no	1													
Greyville	1.8	0	no	6	Kenilworth	3	1.3	no	5						Borrowdale	4.8	1.6	no	2													
Greyville	2.5	1.1	no	7	Scottsville	1.9	1	no	2																							
Turffontein	3.1	1.5	no	5	Scottsville	1.7	1.2	yes	3																							
Turffontein	7	2.5	no	9	Scottsville	14.6	3.9	yes	4																							
Kenilworth	2.7	1.3	no	1	Scottsville	3.6	1.9	yes	5																							
Kenilworth	1.2	1	no	3	Borrowdale	7	1.6	no	4																							
Scottsville	4.1	2	yes	6	Scottsville	2.5	1.4	yes	8																							
Borrowdale	8.5	3	no	5	Scottsville	1.8	1.1	yes	9																							

Selection No. 1					Selection No. 2					Selection No. 3					Selection No. 4					Totals Data		Magic Grid™ Stats Start : September 2010																	
Today's Track	Now Win	Now Place	Same Jock?	FAOR	Today's Track	Now Win	Now Place	Same Jock?	FAOR	Today's Track	Now Win	Now Place	Same Jock?	FAOR	Today's Track	Now Win	Now Place	Same Jock?	FAOR	Totals For Week	Sel 1	Sel 1 yes	Sel 1 no	Sel 2	Sel 2 yes	Sel 2 no	Sel 3	Sel 3 yes	Sel 3 no	Sel 4	Sel 4 yes	Sel 4 no							
Kimberley	1.5	1	yes	2	Scottsville	2.9	1.5	yes	1	Kimberley	4.2	2.5	yes	8	Kimberley	11.2	2.4	no	1	57	19	12	7	15	6	9	9	5	4	14	5	9							
Kimberley	1.5	1	yes	3	Scottsville	2.7	1.2	no	3	Scottsville	2.7	1.3	no	5	Scottsville	3.1	1.5	yes	8	1,2&3 Totals For Week																			
Scottsville	1.4	1.2	yes	2	Scottsville	16.8	4.1	no	6	Fairview	1.5	1	yes	1	Turffontein	3.8	1	yes	3	43																			
Scottsville	1.7	1	no	4	Turffontein	4.7	1.8	no	6	Fairview	6.2	1.8	no	5	Fairview	5.4	2	yes	9	11753	1,2&3 Total to date												Week	280					
Scottsville	5	1.3	yes	7	Fairview	4	1.8	no	2	Fairview	1.5	1	yes	7	Vaal	5.3	1.9	yes	5	42	Average per week																		
Turffontein	2.4	1.3	yes	2	Fairview	2.9	1.2	yes	4	Greyville	10.5	3	no	6	Vaal	2.2	1.2	no	6																				
Turffontein	7.8	2.2	no	4	Fairview	2.2	1.2	yes	6	Kenilworth	4	1.7	yes	5	Vaal	4.5	2.2	no	8																				
Vaal	1.5	1.3	no	1	Fairview	4.6	2	no	8	Kenilworth	2.9	1.8	yes	8	Fairview	6.5	2.6	no	1																				
Vaal	1.3	0	yes	2	Vaal	2	1	yes	9	Scottsville	1.7	1	no	8	Fairview	5.6	1.9	no	8																				
Vaal	1.5	1	yes	3	Vaal	2.6	1.8	no	10						Greyville	8.9	1.9	yes	2																				
Fairview	10	2.7	no	4	Greyville	5.1	1.9	no	3						Greyville	3	1.4	no	4																				
Fairview	2.7	1.3	no	5	Kenilworth	3.8	1.6	yes	3						Kenilworth	9.3	2.4	no	1																				
Greyville	1.1	1	no	1	Kenilworth	3.4	1.5	yes	6						Kenilworth	6.8	1.8	no	9																				
Greyville	1.8	1.1	yes	5	Turffontein	5.7	2.6	no	2						Scottsville	2.8	1.2	no	1																				
Greyville	1.6	1	no	7	Kenilworth	2.5	1.5	no	10																														
Kenilworth	3.3	1.6	yes	4																																			
Scottsville	1.6	1.3	yes	2																																			
Scottsville	1.8	1	yes	4																																			
Scottsville	5.2	1.8	yes	6																																			
																				Week		26-01-15		to		01-02-15													




click <http://horseracingtips.co.za> to go back to Home Page

Selection No. 1					Selection No. 2					Selection No. 3					Selection No. 4					Totals Data		Magic Grid™ Stats Start : September 2010																	
Today's Track	Now Win	Now Place	Now Same Jock?	FACE	Today's Track	Now Win	Now Place	Now Same Jock?	FACE	Today's Track	Now Win	Now Place	Now Same Jock?	FACE	Today's Track	Now Win	Now Place	Now Same Jock?	FACE	Totals For Week	Sel 1	Sel 1 yes	Sel 1 no	Sel 2	Sel 2 yes	Sel 2 no	Sel 3	Sel 3 yes	Sel 3 no	Sel 4	Sel 4 yes	Sel 4 no							
Kimberley	3	1.3	no	5	Kimberley	2.6	1.6	no	2	Kimberley	4.1	2.1	no	1	Kenilworth	6.1	1.6	yes	2	56	19	7	12	19	8	11	10	4	6	8	6	2							
Kimberley	3.2	1.4	no	6	Kimberley	1.6	1.2	no	3	Kimberley	3.2	1.2	yes	4	Greyville	3.2	1.6	yes	7	1,2&3 Totals For Week																			
Kimberley	9.4	2.7	yes	7	Kimberley	1.5	1.1	yes	9	Kenilworth	4.9	1.8	yes	5	Turffontein	8.4	1.6	no	7		48																		
Kimberley	3.6	2.1	yes	9	Vaal	1.8	1.1	no	2	Kenilworth	2.1	1.2	yes	6	Turffontein	5.2	2.7	yes	10	11801	1,2&3 Total to date												Week	281					
Vaal	1.7	1	no	1	Vaal	2.5	1.5	no	3	Kenilworth	7.7	2.5	no	7	Kenilworth	8.6	2.5	yes	2	42	Average per week																		
Kenilworth	1.5	1	no	3	Vaal	3.1	1.2	no	5	Fairview	4.3	1.5	no	3	Kenilworth	5	1.8	yes	8	14225		1,2,3&4 Total to date																	
Kenilworth	15.4	4	no	4	Kenilworth	1.8	1	yes	1	Turffontein	3.8	1.3	no	6	Greyville	5.9	1.8	yes	3	51	Average per week																		
Kenilworth	3.3	1.2	no	8	Fairview	3	1.5	yes	9	Kenilworth	3.5	1.3	yes	1	Greyville	4.1	2.2	no	7	Week		02-02-15 to 08-02-15																	
Kenilworth	4.8	3	no	9	Greyville	1.7	1.7	yes	1	Kenilworth	8.1	1.9	no	3																									
Fairview	3.4	1.6	yes	1	Greyville	2.7	1.2	yes	2	Kenilworth	4	1.6	no	6																									
Fairview	2.1	1.3	no	2	Greyville	3	1.6	no	5																														
Fairview	1.9	1	no	5	Greyville	3.8	1.5	no	6																														
Fairview	1.5	1.2	yes	6	Greyville	1.4	1	yes	8																														
Fairview	2.5	1	no	7	Turffontein	3.4	1.3	no	5																														
Greyville	2.1	1	yes	3	Kenilworth	2	1	yes	4																														
Greyville	2.3	1	no	4	Kenilworth	3.7	1.9	no	7																														
Turffontein	4.5	1.4	yes	1	Greyville	2.7	0	no	1																														
Turffontein	1.3	1	yes	2	Greyville	1.4	1	yes	4																														
Greyville	4.1	1.8	no	2	Borrowdale	6	2.2	no	4																														



click <http://horseracingtips.co.za> to go back to Home Page

Selection No. 1				Selection No. 2				Selection No. 3				Selection No. 4				Totals Data																		
Today's Track	Now Win	Now Place	Same Jock?	FACE	Today's Track	Now Win	Now Place	Same Jock?	FACE	Today's Track	Now Win	Now Place	Same Jock?	FACE	Today's Track	Now Win	Now Place	Same Jock?	FACE	Totals For Week	Sel 1 yes	Sel 1 no	Sel 2 yes	Sel 2 no	Sel 3 yes	Sel 3 no	Sel 4 yes	Sel 4 no						
Greyville	2.8	1.5	no	2	Fairview	5.3	1.7	no	1	Turffontein	3.8	1.1	no	3	Fairview	3.6	1.7	no	3	49	12	2	10	14	6	8	12	5	7	11	3	8		
Turffontein	3.6	1.4	no	4	Fairview	2.9	1.3	no	2	Turffontein	2.5	1	no	6	Fairview	7	2.5	yes	6	1,2&3 Totals For Week														
Turffontein	4.6	1.4	no	5	Greyville	2.7	1.3	yes	3	Kenilworth	4.8	1.7	yes	4	Fairview	11.9	4.1	no	8	38														
Kenilworth	1.6	1.1	yes	2	Greyville	7	2.9	yes	7	Vaal	2.2	1.4	no	3	Kenilworth	5.1	2	yes	9	11839	1,2&3 Total to date												Week	282
Kenilworth	3.3	1.6	no	7	Turffontein	7.8	2.4	no	8	Greyville	3.4	1.3	yes	2	Vaal	5.1	1.6	no	6	42	Average per week													
Kenilworth	14.8	4.3	no	8	Vaal	3.5	2.2	no	4	Greyville	2.4	1.4	no	5	Vaal	8.3	3	yes	8	14274	1,2,3&4 Total to date													
Vaal	1.3	1.3	no	2	Fairview	1.7	1	yes	2	Turffontein	8.3	1.6	yes	8	Fairview	5.4	2.4	no	3	51	Average per week													
Fairview	2.3	1.8	yes	1	Turffontein	3.5	1.7	no	1	Kenilworth	5.2	1.6	yes	4	Greyville	4.7	1.6	no	7	Week 09-02-15 to 15-02-15														
Fairview	3	1.5	no	9	Turffontein	2.3	1.5	no	3	Kenilworth	3	2.9	no	6	Turffontein	15.8	3.2	no	5															
Greyville	4.3	1.1	no	1	Turffontein	6.2	2.2	no	9	Kenilworth	3.2	1.1	yes	7	Kenilworth	28.2	4.8	no	8	click http://horseracingtips.co.za to go back to Home Page														
Greyville	2.5	1.1	no	4	Kenilworth	2.5	1.8	no	2	Scottsville	2.3	0	no	1	Scottsville	6.7	2.2	no	5															
Scottsville	1.8	1.2	no	4	Kenilworth	2.2	1.4	yes	2	Scottsville	2	1	no	2																				
					Kenilworth	2.8	1.1	yes	5																									
					Scottsville	3	1.4	yes	3																									

Selection No. 1					Selection No. 2					Selection No. 3					Selection No. 4					Totals Data		Magic Grid™ Stats Start : September 2010											
Today's Track	Now Win	Now Place	Same Jock?	FACE	Today's Track	Now Win	Now Place	Same Jock?	FACE	Today's Track	Now Win	Now Place	Same Jock?	FACE	Today's Track	Now Win	Now Place	Same Jock?	FACE	Totals For Week	Sel 1	Sel 1 yes	Sel 1 no	Sel 2	Sel 2 yes	Sel 2 no	Sel 3	Sel 3 yes	Sel 3 no	Sel 4	Sel 4 yes	Sel 4 no	
Kimberley	2.5	1.2	yes	9	Kimberley	4.3	1.7	no	4	Vaal	3.4	1.6	no	5	Kimberley	4.9	1.9	no	8	48	22	9	13	12	6	6	6	1	5	8	2	6	
Vaal	8.9	2.5	no	2	Scottsville	2.7	1.4	no	6	Vaal	5	1.7	no	2	Vaal	5.4	1.4	no	1	1,2&3 Totals For Week													
Vaal	2.2	1.2	no	6	Scottsville	4.9	1.4	yes	8	Turffontein	4.4	1.6	yes	4	Fairview	3.8	1.8	no	1	40													
Vaal	2.4	1.2	no	8	Vaal	4.4	1.3	no	1	Kenilworth	7.1	1.7	no	9	Fairview	7.3	2.1	no	2	11879 1,2&3 Total to date Week 283													
Scottsville	1.2	1	no	1	Vaal	6.7	1.9	yes	4	Greyville	6.4	1.6	no	3	Fairview	9	2.6	no	5	42 Average per week													
Scottsville	10.4	2.3	yes	2	Vaal	5.4	1.9	no	5	Greyville	2.3	1.3	no	5	Greyville	5	2.1	yes	6	14322 1,2,3&4 Total to date													
Scottsville	1.4	1.2	no	4	Greyville	3.1	1.2	yes	7	Turffontein	1.5	1	yes	2	Greyville	9.2	2.7	no	1	51 Average per week													
Vaal	2.8	1.4	yes	6	Turffontein	1.5	1	yes	2	Turffontein	3.8	1.7	no	5	Greyville	14.4	5.2	yes	6	Week 16-02-15 to 22-02-15													
Vaal	6.5	2.5	no	9	Turffontein	3.8	1.7	no	5	Kenilworth	1.8	1	yes	3																			
Vaal	2.1	1.3	yes	10	Kenilworth	1.8	1	yes	3	Greyville	1.6	1.2	yes	8																			
Fairview	3.1	1.9	yes	9	Greyville	1.6	1.2	yes	8	Borrowdale	3.2	2.4	no	6																			
Greyville	1.9	1.3	no	1	Borrowdale	3.2	2.4	no	6																								
Greyville	2.1	1.4	no	3																													
Greyville	1.7	1.2	yes	4																													
Greyville	3	1.7	no	8																													
Turffontein	2.5	1.3	yes	1																													
Kenilworth	1.4	1.1	no	1																													
Kenilworth	2.5	1.6	no	8																													
Greyville	2	1	no	4																													
Borrowdale	7.7	1.7	yes	3																													
Borrowdale	8.4	2.2	no	4																													
Borrowdale	5.2	2.1	yes	5																													




click <http://horseracingtips.co.za> to go back to Home Page

Selection No. 1				Selection No. 2				Selection No. 3				Selection No. 4				Totals Data																
Track	Now Win	Now Place	Same Jock?	FACE	Track	Now Win	Now Place	Same Jock?	FACE	Track	Now Win	Now Place	Same Jock?	FACE	Track	Now Win	Now Place	Same Jock?	FACE	Totals For Week	Sel 1 yes	Sel 1 no	Sel 2 yes	Sel 2 no	Sel 3 yes	Sel 3 no	Sel 4 yes	Sel 4 no				
Kimberley	2	1.1	yes	4	Kimberley	3.8	1.4	yes	5	Kimberley	6.3	1.6	no	3	Kimberley	5.1	3	yes	2	54	17	6	11	17	9	8	14	6	8	6	4	2
Kimberley	2.4	1	yes	7	Vaal	2.6	1	no	4	Kimberley	6.2	2.6	no	6	Greyville	2.4	1.2	yes	3	1,2&3 Totals For Week	48	11927	1,2&3 Total to date	Week 284	42	Average per week						
Kimberley	3.7	1.8	no	8	Kenilworth	2.8	1.2	yes	1	Vaal	4.6	1.6	yes	5	Turffontein	2.4	1	no	5													
Vaal	1.6	1	no	1	Kenilworth	3.2	2	yes	2	Vaal	11.1	2.8	no	8	Durbanville	5.3	1.5	no	3	14376	1,2,3&4 Total to date	51	Average per week									
Vaal	6.7	2.3	no	2	Kenilworth	3.9	1.1	no	8	Kenilworth	1.8	1	yes	4	Greyville	6	1.8	yes	2													
Vaal	4.2	1.7	no	3	Vaal	1.9	1.4	no	1	Kenilworth	2.5	1	no	9	Greyville	6.5	1.9	yes	5	Week	23-02-15	to	01-03-15									
Vaal	3.6	1.7	no	9	Vaal	5.1	2.1	no	4	Vaal	2.8	1.6	no	5																		
Kenilworth	3.2	2	yes	3	Vaal	2.7	1.4	yes	8	Fairview	3.4	1.5	no	1																		
Fairview	1.3	1	yes	2	Vaal	2.4	1	no	9	Fairview	8.1	2.8	no	3																		
Greyville	1.6	1.1	no	2	Fairview	4.5	1.5	yes	5	Fairview	3.8	1.4	no	4																		
Greyville	3	1	no	4	Fairview	3.5	1.4	no	6	Greyville	2.9	1.7	yes	1																		
Turffontein	2	1	no	4	Fairview	4.1	1.5	no	7	Greyville	3.3	1.4	yes	5																		
Durbanville	1.6	1.2	no	1	Fairview	4	1.8	yes	8	Turffontein	2.9	1.3	yes	3																		
Durbanville	1.5	1.1	yes	2	Greyville	1.6	1	yes	8	Turffontein	6.9	2.6	yes	6																		
Durbanville	3.2	1.7	no	6	Turffontein	2.3	1.2	yes	8																							
Greyville	1.6	1.2	yes	4	Greyville	7.8	2.4	no	3																							
Greyville	4.7	1.8	no	7	Greyville	3.4	1.4	yes	8																							



click <http://horseracingtips.co.za> to go back to Home Page


Selection No. 1					Selection No. 2					Selection No. 3					Selection No. 4					Totals Data		Magic Grid™ Stats Start : September 2010																
Track	Now Win	Now Place	Same Jock?	FACE	Track	Now Win	Now Place	Same Jock?	FACE	Track	Now Win	Now Place	Same Jock?	FACE	Track	Now Win	Now Place	Same Jock?	FACE	Totals For Week	Sel 1	Sel 1 yes	Sel 1 no	Sel 2	Sel 2 yes	Sel 2 no	Sel 3	Sel 3 yes	Sel 3 no	Sel 4	Sel 4 yes	Sel 4 no						
Kimberley	4.1	1.7	yes	1	Kimberley	2	1.2	yes	2	Kimberley	4.5	1.5	yes	5	Durbanville	3.3	1.3	yes	5	56	20	9	11	15	6	9	9	4	5	12	6	6						
Kimberley	2.2	1.1	no	6	Vaal	2.2	1	no	2	Vaal	7.9	2.1	no	5	Durbanville	8.1	2.4	yes	9	1,2&3 Totals For Week																		
Vaal	1.5	1	yes	1	Vaal	6.8	2	no	3	Vaal	3.2	1.7	no	6	Vaal	2.4	1.2	no	6	44																		
Vaal	1.9	1.1	yes	8	Vaal	2.2	1.4	no	4	Durbanville	8.5	1.8	yes	4	Vaal	7.3	2.4	no	8	11971	1,2&3 Total to date												Week	285				
Durbanville	1.8	1	no	1	Durbanville	1.7	1.2	yes	3	Vaal	3.5	1.4	no	1	Fairview	4.3	1.9	yes	4	42	Average per week																	
Durbanville	2.8	1.4	no	2	Vaal	1.4	1.2	yes	2	Vaal	2.5	1.5	yes	3	Fairview	4.1	1.8	yes	8	14432	1,2,3&4 Total to date																	
Vaal	1.6	1.1	yes	4	Vaal	1.8	1	no	5	Turffontein	2.2	1.2	no	7	Greyville	8.2	2.1	no	2	51	Average per week																	
Fairview	1.8	1.2	yes	1	Vaal	4.9	1.6	no	7	Borrowdale	1.9	1.4	yes	1	Greyville	5.6	2.4	no	7	Week 02-03-15 to 08-03-15																		
Fairview	8.3	2.5	no	5	Greyville	3	1.1	no	5	Borrowdale	5.9	2.2	no	6	Kenilworth	3.5	1.2	yes	7																			
Fairview	1.4	1	no	6	Kenilworth	3	1.5	no	2						Greyville	10.7	2.9	no	2	click http://horseracingtips.co.za to go back to Home Page																		
Greyville	2.6	1.3	yes	3	Kenilworth	4.1	1.7	no	4						Greyville	7.9	2.1	yes	3																			
Greyville	4.2	1	no	6	Kenilworth	3.1	1.4	yes	8						Greyville	3.1	1.4	no	7																			
Greyville	1.6	1	yes	8	Greyville	5.1	1.6	yes	4																													
Turffontein	1.9	1.3	no	1	Greyville	3.9	1.7	yes	5																													
Turffontein	3.5	1.4	no	5	Borrowdale	8	1.9	no	2																													
Turffontein	4	2	no	9																																		
Kenilworth	1.7	1.1	no	1																																		
Kenilworth	2.8	1.1	yes	3																																		
Kenilworth	1.9	1.4	yes	5																																		
Kenilworth	5.5	2.5	no	6																																		

Selection No. 1				Selection No. 2				Selection No. 3				Selection No. 4				Totals Data		Magic Grid™ Stats Start : September 2010																
Today's Track	Now Win	Now Place	Same Jock?	FACE	Today's Track	Now Win	Now Place	Same Jock?	FACE	Today's Track	Now Win	Now Place	Same Jock?	FACE	Today's Track	Now Win	Now Place	Same Jock?	FACE	Totals For Week	Sel 1	Sel 1	Sel 1	Sel 2	Sel 2	Sel 2	Sel 3	Sel 3	Sel 3	Sel 4	Sel 4	Sel 4		
Fairview	1.5	1	no	1	Fairview	2.4	1.4	yes	4	Fairview	3	1.1	no	2	Turffontein	2.9	1.5	no	1	54	20	4	16	15	9	6	9	3	6	10	3	7		
Fairview	10.4	3.2	no	3	Turffontein	1.9	1.3	yes	4	Turffontein	1.7	1.1	no	1	Turffontein	4.9	2.7	no	5	1,2&3 Totals For Week														
Turffontein	2.1	1.2	yes	3	Greyville	2	1.1	yes	1	Turffontein	7	2.4	no	8	Vaal	5.5	1.4	no	3	44														
Greyville	1.9	1.3	no	4	Greyville	5.1	2	no	4	Fairview	1.9	1	no	9	Vaal	2.8	1.4	yes	8	12015	1,2&3 Total to date		Week	286										
Greyville	2.2	0	yes	5	Greyville	2.5	1.4	yes	3	Turffontein	1.9	1	yes	1	Fairview	3.2	2	no	2	42	Average per week													
Vaal	2.3	1.1	no	2	Fairview	3.4	1.8	yes	5	Turffontein	3.1	1.5	no	6	Greyville	9.4	2.3	no	6	51	Average per week													
Vaal	7.3	1.9	no	4	Fairview	1.5	1	yes	6	Turffontein	2.5	1	yes	9	Greyville	4.2	1.9	no	7	Week 09-03-15 to 15-03-15														
Fairview	1.5	1	no	1	Fairview	5	1.9	no	8	Greyville	2.9	1.2	yes	5	Turffontein	2.6	1.1	yes	7	14486 1,2,3&4 Total to date														
Fairview	2.7	1.4	yes	3	Greyville	1.6	1	no	2	Greyville	1.9	1.2	no	8	Turffontein	4	1.9	no	8	51 Average per week														
Greyville	6	2.3	no	1	Turffontein	8.6	3.1	no	4						Kenilworth	7.3	2.4	yes	8	Week 09-03-15 to 15-03-15														
Greyville	2.1	1	no	4	Kenilworth	3.3	1.5	no	2											XtraCash Horse Racing Selection Service														
Greyville	4.8	1.9	no	5	Kenilworth	3.5	1.5	yes	3											click http://horseracingtips.co.za to go back to Home Page														
Greyville	3.9	1.3	no	8	Kenilworth	5.3	1.2	no	4																									
Turffontein	2.1	1	no	2	Kenilworth	3.1	1.7	yes	5																									
Turffontein	1.4	1	no	3	Kenilworth	2	1	yes	7																									
Turffontein	5.8	0	no	5																														
Kenilworth	6.6	2.5	yes	6																														
Greyville	2.1	1	no	1																														
Greyville	1.4	1.2	no	2																														
Greyville	3.4	1.7	no	7																														

Selection No. 1					Selection No. 2					Selection No. 3					Selection No. 4					Totals Data		Magic Grid™ Stats Start : September 2010											
Today's Track	Now Win	Now Place	Same Jock?	RACE	Today's Track	Now Win	Now Place	Same Jock?	RACE	Today's Track	Now Win	Now Place	Same Jock?	RACE	Today's Track	Now Win	Now Place	Same Jock?	RACE	Totals For Week	Sel 1 yes	Sel 1 no	Sel 2 yes	Sel 2 no	Sel 3 yes	Sel 3 no	Sel 4 yes	Sel 4 no					
Fairview	5.3	1.6	no	5	Kimberley	3	1.5	no	1	Kimberley	3	1	no	5	Fairview	6.9	2	yes	4	55	18	10	8	10	2	8	14	6	8	13	4	9	
Fairview	5.6	1.6	no	6	Kimberley	1.8	1.2	no	2	Kimberley	12.1	3.2	no	8	Fairview	2.2	1	no	9	1,2&3 Totals For Week													
Fairview	5.1	2	yes	7	Vaal	1.4	0	no	2	Vaal	3.5	1.8	no	7	Fairview	1.8	1	no	1	42													
Turffontein	1.2	1	no	1	Vaal	2.3	1.3	yes	3	Vaal	3.4	1.5	no	8	Fairview	6.2	1.7	no	2	12057	1,2&3 Total to date												
Turffontein	4	1.6	yes	2	Vaal	3.6	1.4	no	5	Fairview	3.2	1.3	yes	2	Fairview	3.3	1	no	9	42	Average per week												
Turffontein	7.9	2	yes	5	Fairview	1.6	1.2	yes	1	Fairview	2.5	1.2	yes	3	Turffontein	3.9	1.6	yes	4	Week 287													
Turffontein	3.1	1.2	no	6	Fairview	3.3	1.2	no	3	Fairview	3.3	1.4	yes	8	Turffontein	7	1.9	yes	7	1,2,3&4 Total to date													
Fairview	10.3	3.6	no	7	Greyville	4	1.9	no	6	Turffontein	2.8	1.1	no	3	Kenilworth	3.1	1.7	no	3	42	Average per week												
Greyville	9.5	2.9	no	1	Turffontein	5.8	1.7	no	5	Turffontein	5.7	1.6	no	8	Kenilworth	1.7	1.2	yes	5	Week 16-03-15 to 22-03-15													
Greyville	4.6	1.7	yes	5	Borrowdale	8.6	2	no	3	Fairview	3.8	1.8	yes	4	Kenilworth	3.9	2.5	no	7	14541													
Greyville	4	1.5	no	7						Fairview	1.6	1	no	5	Kenilworth	7.5	2.4	no	8	51	Average per week												
Turffontein	1.8	1	yes	2						Turffontein	3.3	1.4	no	1	Borrowdale	5.1	1.5	no	4	51													
Turffontein	5.1	1.9	yes	3						Turffontein	1.9	1.2	yes	8	Borrowdale	4.2	2.4	no	5	Week 16-03-15 to 22-03-15													
Turffontein	5.5	2	yes	9						Kenilworth	3.1	1.2	yes	4						51													
Kenilworth	2.2	1	yes	2																Week 16-03-15 to 22-03-15													
Kenilworth	3.6	1	yes	6																51													
Borrowdale	1.2	1.2	yes	1																Week 16-03-15 to 22-03-15													
Borrowdale	38.1	6.9	no	2																51													



click <http://horseracingtips.co.za> to go back to Home Page

Selection No. 1					Selection No. 2					Selection No. 3					Selection No. 4					Totals Data													Magic Grid™ Stats Start : September 2010												
Today's Track	Now Win	Now Place	Same Jock?	FACE	Today's Track	Now Win	Now Place	Same Jock?	FACE	Today's Track	Now Win	Now Place	Same Jock?	FACE	Today's Track	Now Win	Now Place	Same Jock?	FACE	Totals For Week	Sel 1 yes	Sel 1 no	Sel 2 yes	Sel 2 no	Sel 3 yes	Sel 3 no	Sel 4 yes	Sel 4 no																	
Vaal	1.8	1	yes	8	Vaal	6.2	2.5	no	2	Kenilworth	3.2	1.1	no	3	Vaal	5.4	1.8	no	6	36	9	5	4	8	5	3	14	8	6	5	2	3													
Fairview	4.1	1.4	no	1	Vaal	1.4	1	no	3	Kenilworth	7.6	2.9	yes	5	Kenilworth	5.9	2.1	yes	1	1,2&3 Totals For Week																									
Fairview	6.2	2.1	no	3	Vaal	10.8	3.1	yes	6	Kenilworth	2.6	1.6	yes	6	Fairview	5.6	2.2	no	7	31																									
Fairview	1.4	1	yes	4	Kenilworth	1.6	1.1	yes	4	Kenilworth	3.2	1.1	no	8	Turffontein	3.8	1.7	yes	4	12088	1,2&3 Total to date												Week	288											
Greyville	1.3	0	no	1	Kenilworth	6.2	2.3	yes	7	Kenilworth	4.2	1.4	yes	9	Scottsville	2.5	1.2	no	1	42	Average per week																								
Greyville	1.8	1	yes	4	Fairview	6.1	1.9	no	5	Fairview	7.4	2.3	yes	6	Greyville	3.5	1.2	no	2	14577	1,2,3&4 Total to date																								
Turffontein	8.5	1.6	yes	3	Scottsville	2.2	1.1	yes	2	Greyville	2.2	1	no	6	Greyville	1.9	1.2	yes	7	51	Average per week																								
Scottsville	2.1	1.3	no	5	Scottsville	1.4	1.1	yes	4	Greyville	2.2	1	no	6	Turffontein	6.3	2	no	6	Week 23-03-15 to 29-03-15																									
Scottsville	1.6	1.5	yes	8	Turffontein	3.2	1.3	yes	7	Turffontein	3.2	1.3	yes	7	Turffontein	8.1	2.5	yes	8																										
					Turffontein	2.3	1.4	no	9	Turffontein	2.3	1.4	no	9	Turffontein	2.3	1.4	no	9	click http://horseracingtips.co.za to go back to Home Page																									
					Turffontein	3.8	2.1	yes	10	Turffontein	3.8	2.1	yes	10	Turffontein	3.8	2.1	yes	10																										

Selection No. 1					Selection No. 2					Selection No. 3					Selection No. 4					Totals Data													Magic Grid™ Stats Start : September 2010			
Today's Track	Now Win	Now Place	Same Jock?	RACE	Today's Track	Now Win	Now Place	Same Jock?	RACE	Today's Track	Now Win	Now Place	Same Jock?	RACE	Today's Track	Now Win	Now Place	Same Jock?	RACE	Totals For Week	Sel 1 yes	Sel 1 no	Sel 2 yes	Sel 2 no	Sel 3 yes	Sel 3 no	Sel 4 yes	Sel 4 no								
Kimberley	1.4	1.2	yes	1	Kimberley	4.6	1.5	no	3	Kimberley	1.8	1.1	no	2	Scottsville	3	1.2	no	7	56	16	5	11	11	0	11	17	6	11	12	3	9				
Kimberley	14.9	4	no	4	Kimberley	5.9	2	no	6	Kimberley	23.3	5.8	no	8	Turffontein	2.8	1	no	4	1,2&3 Totals For Week																
Kimberley	2.5	1.2	no	5	Durbanville	1.5	1	no	7	Scottsville	4.8	1.9	yes	3	Turffontein	2.4	1	no	8	44																
Scottsville	2.9	1.6	yes	4	Vaal	4	1.3	no	8	Scottsville	2.9	1.4	no	5	Durbanville	4.4	1.4	yes	8	12132 1,2&3 Total to date																
Turffontein	2	1	no	2	Fairview	2.9	1.3	no	2	Scottsville	3.7	1.6	yes	6	Vaal	1.9	1.1	no	1	42 Average per week																
Turffontein	1.4	1	no	3	Fairview	2	1.3	no	4	Scottsville	3.4	1.5	no	8	Vaal	2.7	1.2	no	5	Week 289																
Durbanville	2.6	0	no	2	Fairview	5.8	0	no	5	Turffontein	6.9	1.5	yes	1	Fairview	5	2.3	no	1	14633 1,2,3&4 Total to date																
Vaal	3.9	1.8	no	2	Greyville	4.6	2.5	no	1	Turffontein	11.8	3.4	yes	5	Fairview	5.1	1.6	no	6	51 Average per week																
Vaal	8.1	2.5	no	4	Greyville	5.8	2.2	no	2	Turffontein	1.6	1	no	6	Mauritius	4	2.8	no	4	Week 30-03-15 to 05-04-15																
Vaal	3.5	1.6	no	6	Scottsville	6.5	2.9	no	2	Turffontein	5.2	1.8	no	9	Mauritius	19	2.5	yes	5																	
Greyville	2.2	1.1	yes	5	Borrowdale	3.5	1.5	no	7	Durbanville	2.5	1.2	yes	1	Turffontein	5	2.2	yes	5																	
Mauritius	2.6	1.3	no	3						Durbanville	2.3	1.2	no	3	Turffontein	15	4.2	no	10																	
Mauritius	1.5	1.2	no	8						Durbanville	5.8	1.9	no	4																						
Turffontein	2.1	1.2	yes	9						Vaal	6.6	1.7	yes	3																						
Scottsville	2.4	1.2	no	1						Vaal	5.5	2.4	no	7																						
Scottsville	2	1.2	yes	3						Greyville	2.1	1.2	no	7																						
										Mauritius	3.2	2.1	no	6																						




click <http://horseracingtips.co.za> to go back to Home Page

Selection No. 1				Selection No. 2				Selection No. 3				Selection No. 4				Totals Data		Magic Grid™ Stats Start : September 2010														
Today's Track	Now Win	Now Place	Same Jock?	FACE	Today's Track	Now Win	Now Place	Same Jock?	FACE	Today's Track	Now Win	Now Place	Same Jock?	FACE	Today's Track	Now Win	Now Place	Same Jock?	FACE	Totals For Week	Sel 1	Sel 1	Sel 1	Sel 2	Sel 2	Sel 2	Sel 3	Sel 3	Sel 3	Sel 4	Sel 4	Sel 4
Kenilworth	1.2	1.1	yes	4	Kenilworth	4.2	1.5	yes	6	Kenilworth	4.5	1.5	yes	5	Kenilworth	8.8	2.5	no	3	45	17	8	9	13	5	8	6	1	5	9	0	9
Kenilworth	17.4	4.8	no	8	Fairview	2.5	1	no	1	Kenilworth	5.4	2.2	no	7	Vaal	5.2	2.1	no	2	1,2&3 Totals For Week 36 12168 1,2&3 Total to date Week 290 42 Average per week 14678 1,2,3&4 Total to date 51 Average per week Week 06-04-15 to 12-04-15												
Fairview	4.8	1.5	no	4	Fairview	5	1.7	yes	2	Fairview	4.7	1.7	no	5	Vaal	6.6	2.6	no	5													
Vaal	2.7	1.3	no	1	Fairview	3.5	1.6	no	6	Fairview	8.6	2.3	no	8	Fairview	6.3	1.9	no	7													
Vaal	5.1	1.6	yes	3	Vaal	3.5	1.2	no	4	Greyville	1.6	1.1	no	1	Greyville	5.6	1.9	no	7													
Vaal	9.5	2.9	no	6	Fairview	2.3	1.8	yes	2	Mauritius	3	1.7	no	2	Mauritius	2.5	1	no	3													
Greyville	2.1	1.3	yes	6	Greyville	1.5	1.2	yes	2						Mauritius	7.4	2.2	no	6													
Mauritius	2	1.3	no	4	Greyville	2.6	1.3	no	4						Turffontein	5.1	2	no	6													
Mauritius	1.9	1.7	no	8	Greyville	2.8	1.3	no	5						Kenilworth	14.5	2.5	no	1													
Turffontein	1.6	1.2	no	1	Mauritius	1.9	1	no	1																							
Turffontein	1.3	1	yes	3	Turffontein	4	1.4	no	5																							
Turffontein	1.7	1	yes	4	Kenilworth	3.6	1.2	yes	3																							
Turffontein	1.8	1	yes	7	Kenilworth	7.5	2.6	no	7																							
Turffontein	3.8	1.5	no	8																												
Turffontein	2.1	1.1	yes	9																												
Kenilworth	1.4	1	yes	4																												
Kenilworth	4.1	1	no	8																												



click <http://horseracingtips.co.za> to go back to Home Page

Selection No. 1					Selection No. 2					Selection No. 3					Selection No. 4					Totals Data												
Track	Now Win	Now Place	Now Same Jock?	FACE	Track	Now Win	Now Place	Now Same Jock?	FACE	Track	Now Win	Now Place	Now Same Jock?	FACE	Track	Now Win	Now Place	Now Same Jock?	FACE	Totals For Week	Sel 1 yes	Sel 1 no	Sel 2 yes	Sel 2 no	Sel 3 yes	Sel 3 no	Sel 4 yes	Sel 4 no				
Kimberley	1.3	1.1	yes	3	Kimberley	1.9	1.1	no	1	Scottsville	8.4	2.1	no	5	Vaal	3	1.3	no	2	47	16	1	15	15	3	12	10	5	5	6	1	5
Kimberley	6.3	1.9	no	4	Kimberley	2.6	1.3	yes	7	Vaal	2.4	1.2	yes	3	Scottsville	3.2	1.4	no	7	1,2&3 Totals For Week												
Vaal	2.3	1.1	no	4	Scottsville	7.3	2	no	2	Vaal	6.2	2.1	yes	4	Scottsville	5.7	1.5	no	8	41												
Vaal	3.1	1.4	no	7	Scottsville	5.4	1.7	yes	3	Vaal	3.6	1.7	no	5	Scottsville	11.3	3.2	no	10	12209 1,2&3 Total to date Week 291												
Vaal	1.7	1	no	1	Scottsville	2.8	1.2	no	6	Greyville	2.3	1.3	no	4	Mauritius	3.4	2.8	no	8	42 Average per week												
Vaal	2.4	1.1	no	6	Fairview	2.4	1.3	yes	2	Greyville	2.5	1.2	no	6	Greyville	8.9	2.9	yes	4	14725 1,2,3&4 Total to date												
Fairview	1.7	1.3	no	1	Fairview	3.8	2.2	no	6	Greyville	3.9	1.2	yes	8	51 Average per week																	
Greyville	11	2.8	no	2	Greyville	4.8	1.2	no	1	Turffontein	5.9	2.1	yes	6	Week 13-04-15 to 19-04-15																	
Greyville	3.8	1.6	no	5	Greyville	1.7	1.1	no	3	Durbanville	3.7	2	no	2																		
Greyville	3.9	1.8	no	7	Mauritius	9	3.8	no	3	Durbanville	3.2	1.5	yes	4	click http://horseracingtips.co.za to go back to Home Page																	
Mauritius	2.5	1.7	no	5	Turffontein	3.5	1.3	no	4																							
Mauritius	6.7	2.4	no	7	Durbanville	1.5	1	no	3																							
Turffontein	6.4	1.9	no	3	Durbanville	15.8	3.4	no	6																							
Turffontein	2.5	1.5	no	2	Greyville	6.2	3	no	7																							
Durbanville	1.6	1	no	1	Greyville	3.7	1.7	no	8																							
Greyville	4	1.6	no	6																												

Selection No. 1					Selection No. 2					Selection No. 3					Selection No. 4					Totals Data		Magic Grid™ Stats Start : September 2010											
Today's Track	Now Win	Now Place	Same Jock?	RACE	Today's Track	Now Win	Now Place	Same Jock?	RACE	Today's Track	Now Win	Now Place	Same Jock?	RACE	Today's Track	Now Win	Now Place	Same Jock?	RACE	Totals For Week	Sel 1	Sel 1 yes	Sel 1 no	Sel 2	Sel 2 yes	Sel 2 no	Sel 3	Sel 3 yes	Sel 3 no	Sel 4	Sel 4 yes	Sel 4 no	
Vaal	1.3	1	yes	3	Vaal	6.9	2.2	no	8	Kimberley	2.3	1.1	yes	1	Kimberley	5.8	1.9	yes	7	48	14	8	6	9	3	6	12	7	5	13	5	8	
Fairview	1.7	1.1	yes	2	Kenilworth	3.2	1.6	yes	1	Kimberley	5.6	2.3	yes	9	Vaal	26	6.7	yes	7	1,2&3 Totals For Week	35	12244	1,2&3 Total to date	Week 292									
Fairview	1.8	1	yes	3	Vaal	1.9	1	no	2	Vaal	5.6	1.9	yes	3	Kenilworth	5.4	3.5	yes	2														
Greyville	2.1	1	no	1	Fairview	1.8	1.5	no	1	Vaal	4.3	1.6	no	4	Kenilworth	1.7	1.1	no	4	42	Average per week												
Greyville	2.6	1.3	yes	2	Fairview	2.2	1.1	no	5	Vaal	6.3	2.1	yes	5	Kenilworth	15.3	4.9	no	7														
Greyville	5.9	2.1	yes	6	Fairview	1.8	1	yes	7	Vaal	2.5	1.2	no	1	Greyville	2.8	1.4	no	3	14773	1,2,3&4 Total to date												
Greyville	4.1	1.7	no	8	Fairview	2.6	1.7	no	8	Mauritius	13.9	3.2	no	2	Greyville	4.6	1.7	yes	5														
Mauritius	2.3	1.8	yes	3	Mauritius	5.8	2.2	no	1	Turffontein	2.3	1.2	yes	1	Turffontein	3.8	1.5	yes	1	51	Average per week												
Turffontein	2.2	1.1	yes	3	Scottsville	3.3	1.5	yes	1	Kenilworth	11.8	2.6	no	1	Mauritius	11.2	3.2	no	6														
Turffontein	5.4	1.7	yes	7						Turffontein	4.1	1.6	no	6	Mauritius	7.2	1.7	no	7	Week 20-04-15 to 26-04-15													
Kenilworth	8.5	3.1	no	7						Kenilworth	2.7	1.6	yes	4	Mauritius	2	1.3	no	8														
Scottsville	2.1	1.1	no	5						Scottsville	3.7	1.6	yes	6	Turffontein	6.8	2.4	no	8														
Scottsville	9	2.6	no	7											Scottsville	2.1	1.4	no	4														
Scottsville	5.5	2.8	no	8																													



click <http://horseracingtips.co.za> to go back to Home Page

Selection No. 1				Selection No. 2				Selection No. 3				Selection No. 4				Totals Data		Magic Grid™ Stats Start : September 2010														
Today's Track	Now Win	Now Place	Same Jock?	FACE	Today's Track	Now Win	Now Place	Same Jock?	FACE	Today's Track	Now Win	Now Place	Same Jock?	FACE	Today's Track	Now Win	Now Place	Same Jock?	FACE	Totals For Week	Sel 1	Sel 1 yes	Sel 1 no	Sel 2	Sel 2 yes	Sel 2 no	Sel 3	Sel 3 yes	Sel 3 no	Sel 4	Sel 4 yes	Sel 4 no
Scottsville	2.1	1	no	7	Kenilworth	2.6	1.1	yes	2	Kenilworth	11.9	3.6	no	1	Scottsville	3.2	1.6	yes	2	60	16	6	10	21	11	10	13	2	11	10	4	6
Scottsville	2.2	1.1	yes	8	Kenilworth	3.8	1.7	yes	3	Kenilworth	10	3	no	7	Scottsville	4.3	1.6	yes	6	1,2&3 Totals For Week												
Turffontein	2.1	1.3	yes	1	Kenilworth	3	1.1	yes	6	Kenilworth	5.4	1.8	no	8	Vaal	2.9	1.2	no	1	50												
Turffontein	1.6	1.1	no	4	Turffontein	1.9	1.2	yes	2	Scottsville	2.8	1.3	no	3	Vaal	2.4	1.2	no	4	12294	1,2&3 Total to date											
Fairview	1.3	1	no	1	Turffontein	11.6	3.6	no	3	Scottsville	2.8	1.5	yes	4	Fairview	16.4	3.1	no	2	42	Average per week											
Fairview	3	1.2	no	4	Turffontein	5.5	2	yes	7	Scottsville	7.7	2.6	no	5	Fairview	3.4	1.5	yes	7	Week 293												
Fairview	4.1	1.7	no	6	Turffontein	2.6	1.2	yes	8	Fairview	3.6	1.7	no	6	Mauritius	4.2	1.3	no	3	14833 1,2,3&4 Total to date												
Greyville	2.7	1.5	yes	4	Fairview	6.1	2.7	no	3	Vaal	6.7	2	no	5	Greyville	4.8	2.1	no	6	51 Average per week												
Greyville	4.7	1.9	no	9	Fairview	3.4	1.6	yes	7	Vaal	9.5	2.9	no	9	Turffontein	2.1	1.1	no	1	Week 27-04-15 to 03-05-15												
Turffontein	5.4	2.2	no	3	Fairview	2.1	1.2	no	8	Greyville	11.4	3.1	yes	5	Borrowdale	8.8	3.9	yes	7													
Turffontein	2.1	1.4	no	4	Vaal	1.7	1	yes	2	Turffontein	10.9	2.9	no	2																		
Turffontein	3.8	1.6	no	8	Fairview	5	2	no	4	Borrowdale	5.3	2.1	no	3																		
Borrowdale	2.3	1	yes	2	Mauritius	1.8	2.6	no	1	Borrowdale	36.6	7.6	no	4																		
Kenilworth	1.3	1	yes	4	Mauritius	9.1	2.7	no	6																							
Kenilworth	2	1.4	yes	5	Mauritius	3.4	1.5	no	8																							
Kenilworth	1.2	1	no	8	Greyville	4.5	1.7	no	3																							
					Greyville	3.9	1.8	yes	7																							
					Borrowdale	1.7	1.2	yes	8																							
					Kenilworth	2.4	1.4	no	1																							
					Kenilworth	3.5	1.6	yes	3																							
					Kenilworth	4.7	1.8	no	9																							



click <http://horseracingtips.co.za> to go back to Home Page

Selection No. 1				Selection No. 2				Selection No. 3				Selection No. 4				Totals Data				Magic Grid™ Stats Start : September 2010															
Today's Track	Now Win	Now Place	Same Jock?	FACE	Today's Track	Now Win	Now Place	Same Jock?	FACE	Today's Track	Now Win	Now Place	Same Jock?	FACE	Today's Track	Now Win	Now Place	Same Jock?	FACE	Totals For Week	Sel 1	Sel 1	Sel 1	Sel 2	Sel 2	Sel 2	Sel 3	Sel 3	Sel 3	Sel 4	Sel 4	Sel 4			
Kimberley	4	1.9	yes	6	Kimberley	7.8	2.4	yes	7	Kimberley	9.3	3.3	no	1	Scottsville	3	1.6	no	5	63	16	11	5	16	6	10	18	7	11	13	2	11			
Kimberley	6.3	2.7	yes	9	Vaal	10.2	2.6	no	5	Scottsville	4.2	0	yes	1	Scottsville	4.1	2.4	no	6	1,2&3 Totals For Week 50				12344				1,2&3 Total to date				Week 294			
Vaal	3.2	1.3	yes	1	Vaal	5.6	2.3	no	7	Scottsville	4.1	1.5	yes	4	Scottsville	3	1.7	yes	7					42				Average per week							
Vaal	1.3	1	yes	6	Vaal	1.8	1.2	yes	8	Vaal	2.7	1.7	no	7	Scottsville	3	1.3	yes	8	14896				1,2,3&4 Total to date											
Scottsville	2.8	1.2	yes	10	Fairview	2	1	no	1	Fairview	6.3	3.2	no	2	Scottsville	4.6	1.7	no	9	51				Average per week											
Vaal	1.5	1	no	1	Greyville	1.8	1	no	1	Fairview	2.8	1.2	yes	3	Vaal	3.5	2.3	no	8																
Fairview	8.1	2.1	no	4	Turffontein	1.6	1	yes	3	Fairview	4.1	1.3	no	6	Greyville	8.3	2.4	no	4																
Greyville	7.4	3	yes	9	Turffontein	2.9	1.4	no	4	Fairview	2.8	1.2	no	7	Greyville	4.9	1.6	no	6																
Mauritius	1.4	1	yes	3	Turffontein	3.4	1.4	no	6	Fairview	4.2	1.7	no	8	Mauritius	11.3	3.4	no	1																
Mauritius	5.2	1.8	no	7	Turffontein	2.9	1.3	yes	7	Turffontein	3.6	1.4	no	1	Mauritius	5.6	3	no	6																
Mauritius	1.9	3.1	yes	8	Turffontein	3.7	1	yes	8	Turffontein	3.9	1.8	no	5	Turffontein	3.8	2.1	no	9																
Kenilworth	4.4	1.8	yes	4	Kenilworth	3.2	1.9	no	7	Kenilworth	5.9	1.6	yes	1	Greyville	10.9	3	no	4	14896				1,2,3&4 Total to date											
Kenilworth	4.6	2.1	no	6	Kenilworth	2.8	1.2	yes	8	Kenilworth	2.4	1.4	yes	5	Greyville	5.4	2.1	no	7	51				Average per week											
Fairview	1.5	1.2	yes	1	Fairview	2.9	1.9	no	3	Fairview	3.8	1.7	no	2																					
Fairview	3.5	1.4	yes	7	Fairview	1.6	1	no	6	Fairview	3.7	1.8	no	4																					
Greyville	1.9	1.1	no	3	Greyville	7.8	2.2	no	5	Fairview	2.8	1.5	yes	5																					
										Greyville	2.3	1.3	no	1																					
										Greyville	4.9	2.2	yes	2																					



click <http://horseracingtips.co.za> to go back to Home Page

Selection No. 1				Selection No. 2				Selection No. 3				Selection No. 4				Totals Data		Magic Grid™ Stats Start : September 2010														
Track	Now Win	Now Place	Same Jock?	FACE	Track	Now Win	Now Place	Same Jock?	FACE	Track	Now Win	Now Place	Same Jock?	FACE	Track	Now Win	Now Place	Same Jock?	FACE	Totals For Week	Sel 1	Sel 1	Sel 1	Sel 2	Sel 2	Sel 2	Sel 3	Sel 3	Sel 3	Sel 4	Sel 4	Sel 4
Kimberley	1.3	1	yes	3	Kenilworth	4.3	1.8	yes	4	Kimberley	4.1	1.5	yes	1	Kimberley	5	2.2	yes	6	59	24	16	8	17	11	6	10	7	3	8	6	2
Kimberley	1.7	1.3	yes	4	Scottsville	6.3	1.6	no	1	Kimberley	4.5	1.8	yes	5	Kimberley	4.7	1.3	yes	9	1,2&3 Totals For Week		51		12395		1,2&3 Total to date		Week		295		
Kimberley	4.9	1.8	yes	7	Scottsville	1.8	1	no	3	Scottsville	12	2.9	yes	2	Vaal	4.9	1.7	yes	9	42		Average per week		14955		1,2,3&4 Total to date		51		Average per week		
Kenilworth	4.1	1.5	no	1	Scottsville	2.1	1.2	no	5	Scottsville	3.5	1.6	no	6	Fairview	7	2.3	no	2	51		12395		1,2&3 Total to date		Week		295				
Kenilworth	3.2	1.3	yes	2	Vaal	1.5	1.3	no	1	Vaal	4.5	1.8	yes	7	Greyville	1.9	1.1	no	7	42		Average per week		14955		1,2,3&4 Total to date		51		Average per week		
Kenilworth	2.7	1.1	yes	3	Vaal	2.4	1.3	yes	2	Greyville	3	1.4	yes	3	Mauritius	4.7	1.1	yes	2	51		Average per week		14955		1,2,3&4 Total to date		51		Average per week		
Scottsville	2.4	1	yes	4	Vaal	1.6	1	yes	4	Turffontein	2.9	1.6	yes	6	Kenilworth	2.7	1.3	yes	1	51		Average per week		14955		1,2,3&4 Total to date		51		Average per week		
Scottsville	1.9	1.3	no	8	Vaal	2.9	1.9	yes	10	Turffontein	3	1.5	no	8	Kenilworth	3.6	1.4	yes	8	51		Average per week		14955		1,2,3&4 Total to date		51		Average per week		
Vaal	3	1.4	no	6	Greyville	7.9	2	no	1	Turffontein	9.2	2.9	no	9						51		Average per week		14955		1,2,3&4 Total to date		51		Average per week		
Vaal	6.5	2.1	no	8	Greyville	4.2	1.2	yes	2	Borrowdale	5.5	1.4	yes	5						51		Average per week		14955		1,2,3&4 Total to date		51		Average per week		
Greyville	10.7	3.2	yes	6	Greyville	2.1	1.3	yes	4						51		Average per week		14955		1,2,3&4 Total to date		51		Average per week							
Greyville	1.7	1	yes	8	Mauritius	3.8	1.4	yes	3						51		Average per week		14955		1,2,3&4 Total to date		51		Average per week							
Mauritius	4.1	1.5	yes	4	Mauritius	9.9	1.9	yes	6						51		Average per week		14955		1,2,3&4 Total to date		51		Average per week							
Turffontein	1.9	1.1	no	1	Kenilworth	2	1.1	yes	2						51		Average per week		14955		1,2,3&4 Total to date		51		Average per week							
Turffontein	1.7	1	no	2	Greyville	7.9	0	no	1						51		Average per week		14955		1,2,3&4 Total to date		51		Average per week							
Turffontein	3.6	2	yes	4	Greyville	2.8	1.4	yes	3						51		Average per week		14955		1,2,3&4 Total to date		51		Average per week							
Kenilworth	2.6	1.3	yes	3	Greyville	5.1	1.7	yes	7						51		Average per week		14955		1,2,3&4 Total to date		51		Average per week							
Kenilworth	2.7	1.3	yes	5											51		Average per week		14955		1,2,3&4 Total to date		51		Average per week							
Kenilworth	4.5	1.5	yes	6											51		Average per week		14955		1,2,3&4 Total to date		51		Average per week							
Borrowdale	1.4	1.4	yes	1											51		Average per week		14955		1,2,3&4 Total to date		51		Average per week							
Borrowdale	2.6	1.5	yes	2											51		Average per week		14955		1,2,3&4 Total to date		51		Average per week							
Borrowdale	2.5	1.5	yes	3											51		Average per week		14955		1,2,3&4 Total to date		51		Average per week							
Greyville	2.4	1.4	no	2											51		Average per week		14955		1,2,3&4 Total to date		51		Average per week							
Greyville	1.4	1	no	6											51		Average per week		14955		1,2,3&4 Total to date		51		Average per week							





click <http://horseracingtips.co.za> to go back to Home Page

Selection No. 1				Selection No. 2				Selection No. 3				Selection No. 4				Totals Data		Magic Grid™ Stats Start : September 2010																
Track	Now Win	Now Place	Same Jock?	FACE	Track	Now Win	Now Place	Same Jock?	FACE	Track	Now Win	Now Place	Same Jock?	FACE	Track	Now Win	Now Place	Same Jock?	FACE	Totals For Week	Sel 1	Sel 1 yes	Sel 1 no	Sel 2	Sel 2 yes	Sel 2 no	Sel 3	Sel 3 yes	Sel 3 no	Sel 4	Sel 4 yes	Sel 4 no		
Kimberley	1.9	1.3	yes	1	Kimberley	3.4	1.3	yes	7	Kimberley	5.8	2.2	yes	3	Kimberley	5.3	3.4	no	2	53	15	9	6	22	10	12	9	2	7	7	1	6		
Kimberley	4.7	2.1	yes	5	Vaal	2.2	1.3	yes	3	Vaal	2.7	1.4	no	2	Vaal	6.5	1.9	no	8	1,2&3 Totals For Week														
Kimberley	5.2	1.7	yes	6	Vaal	4.5	2	yes	5	Vaal	6	2	no	6	Greyville	4.9	2.2	no	6	46														
Vaal	6.1	2.1	no	1	Vaal	2.4	1.3	no	9	Greyville	2.9	1.4	no	4	Greyville	3.7	1.5	no	7	12441	1,2&3 Total to date		Week	296										
Greyville	1.8	1	yes	1	Greyville	10	2.2	no	2	Fairview	3.6	1.5	no	7	Fairview	3.6	1.2	no	3	42	Average per week													
Greyville	3.8	1.3	no	5	Greyville	4.6	1.4	yes	3	Mauritius	3.1	1.7	no	2	Fairview	2.5	1.3	yes	6	15008	1,2,3&4 Total to date													
Vaal	4.4	1.8	no	2	Greyville	5.8	2	no	8	Mauritius	2	1.3	yes	5	Kenilworth	6.5	2.1	no	8	51	Average per week													
Mauritius	1.8	1	yes	4	Vaal	9	2.6	no	1	Mauritius	5.3	2.3	no	7																				
Mauritius	1.8	1.3	yes	6	Fairview	1.5	1	no	2	Turffontein	3	1.5	no	8																				
Mauritius	2.5	1.3	yes	8	Fairview	4.1	1.4	no	4																									
Scottsville	5	2	no	2	Fairview	10.3	3	no	5																									
Kenilworth	2.1	1.1	yes	1	Mauritius	6.8	2.2	yes	1																									
Kenilworth	8.6	4.6	no	5	Mauritius	1.8	1.4	no	3																									
Scottsville	4.8	1.6	yes	8	Scottsville	2.2	1.3	yes	3																									
Kenilworth	3.6	2.1	no	7	Kenilworth	2.2	1.2	yes	2																									
					Kenilworth	3.3	1.4	no	3																									
					Scottsville	2.8	1.2	yes	6																									
					Kenilworth	3.6	1.8	yes	4																									
					Kenilworth	2.6	1.6	no	5																									
					Turffontein	7.2	2.5	yes	1																									
					Turffontein	2.4	1.3	no	2																									
					Turffontein	3.1	1.3	no	5																									



click <http://horseracingtips.co.za> to go back to Home Page


Selection No. 1					Selection No. 2					Selection No. 3					Selection No. 4					Totals Data													Magic Grid™ Stats Start : September 2010												
Today's Track	Now Win	Now Place	Same Jock?	FAOR	Today's Track	Now Win	Now Place	Same Jock?	FAOR	Today's Track	Now Win	Now Place	Same Jock?	FAOR	Today's Track	Now Win	Now Place	Same Jock?	FAOR	Totals For Week	Sel 1 yes	Sel 1 no	Sel 2 yes	Sel 2 no	Sel 3 yes	Sel 3 no	Sel 4 yes	Sel 4 no																	
Fairview	2.4	1.4	yes	2	Fairview	3.2	1.2	yes	3	Fairview	4.2	2.3	no	1	Fairview	2.9	1.4	yes	6	62	20	8	12	15	8	7	16	7	9	11	4	7													
Vaal	2.4	1.5	no	8	Fairview	3.6	1.6	no	4	Fairview	3	1.2	yes	7	Vaal	9.5	2.7	no	4	1,2&3 Totals For Week																									
Greyville	6.2	2.3	no	4	Vaal	2.9	1.6	no	2	Vaal	4.6	1.5	no	1	Greyville	4	1.8	no	7	51																									
Greyville	3.6	1.6	no	5	Vaal	1.6	1	yes	3	Greyville	4.5	1.6	yes	2	Greyville	5.2	2	yes	8	12492	1,2&3 Total to date			Week 297																					
Vaal	1.5	1	no	4	Greyville	1.6	1	no	1	Greyville	6.6	3.1	no	6	Fairview	4.5	1.5	yes	3	51	Average per week																								
Vaal	3.3	1.3	yes	9	Vaal	3.6	1.6	no	2	Vaal	6.2	1.8	yes	3	Mauritius	39.5	9	no	1																										
Fairview	1.7	1.1	no	2	Vaal	3.3	1.3	yes	6	Vaal	5.8	2	no	5	Mauritius	3.2	1	yes	4																										
Fairview	2	1.1	yes	5	Vaal	4.6	1.7	no	7	Fairview	1.8	1	no	1	Turffontein	5.5	2	no	2																										
Fairview	3.1	1.5	yes	6	Mauritius	1.7	2.2	yes	8	Fairview	5.3	1.8	no	7	Greyville	10.5	2.6	no	6																										
Fairview	5.1	1.3	no	8	Borrowdale	2.2	1.5	yes	3	Mauritius	9.4	2.2	yes	2	Borrowdale	6.7	2	no	2																										
Mauritius	1.9	1.3	yes	7	Borrowdale	4.3	2.3	no	4	Mauritius	5.8	2.1	yes	3	Borrowdale	2.1	1.1	no	5																										
Turffontein	4.4	1.6	yes	3	Borrowdale	6.4	1.9	yes	6	Mauritius	6.1	3.1	yes	6																															
Turffontein	1.2	1	yes	4	Borrowdale	6.9	1.6	no	7	Turffontein	4.5	1.5	no	1																															
Turffontein	7.3	2.3	no	7	Kenilworth	3.9	1.7	yes	2	Turffontein	6.4	1.7	no	5																															
Turffontein	4.7	2.4	no	10	Kenilworth	2	0	yes	4	Turffontein	8.5	2.1	yes	9																															
Greyville	2.6	1.4	no	2						Kenilworth	5.7	2.7	no	8																															
Greyville	1.5	1	no	3																																									
Greyville	1.7	1	no	9																																									
Kenilworth	1.4	1	no	1																																									
Kenilworth	3.2	1.2	yes	3																																									
																				 <p>click http://horseracingtips.co.za to go back to Home Page</p>																									

Selection No. 1				Selection No. 2				Selection No. 3				Selection No. 4				Totals Data												Magic Grid™ Stats Start : September 2010															
Track	Now Win	Now Place	Same Jock?	FACE	Track	Now Win	Now Place	Same Jock?	FACE	Track	Now Win	Now Place	Same Jock?	FACE	Track	Now Win	Now Place	Same Jock?	FACE	Totals For Week	Sel 1 yes	Sel 1 no	Sel 2 yes	Sel 2 no	Sel 3 yes	Sel 3 no	Sel 4 yes	Sel 4 no															
Scottsville	1.6	1	no	4	Kimberley	3.8	1.5	no	2	Kimberley	6	2.5	no	5	Kimberley	4.7	1.6	no	1	55	16	12	4	16	4	12	16	8	8	7	4	3											
Scottsville	5.5	1.9	no	8	Kimberley	8.3	2.4	no	7	Kimberley	22.6	5.5	yes	6	Vaal	7.4	2.7	yes	8	1,2&3 Totals For Week																							
Mauritius	2.5	1.2	yes	7	Kenilworth	2	1	no	1	Kimberley	5	2.1	no	8	Fairview	3.3	1.3	no	7	48																							
Mauritius	11	1.6	yes	8	Kenilworth	8.3	2.3	no	2	Kenilworth	4.3	1.9	no	4	Mauritius	2.3	1.2	yes	4	Borrowdale	4.4	1.8	yes	7	12540	1,2&3 Total to date											Week	298					
Greyville	2.1	1	yes	2	Kenilworth	2.7	1.4	yes	8	Scottsville	9.8	2.5	no	1	Turffontein	9.7	2.1	yes	1	42												Average per week											
Greyville	8.3	1.9	yes	4	Scottsville	4.6	1.8	no	3	Scottsville	4.1	1.7	yes	7	Turffontein	14.7	3.1	no	3	15125												1,2,3&4 Total to date											
Greyville	8.3	2.4	no	5	Vaal	1.5	1	yes	1	Fairview	5.8	2.7	yes	1	Fairview	3.9	1.6	yes	3	51												Average per week											
Greyville	2.2	1.1	yes	6	Vaal	8.1	2.5	no	2	Fairview	3.2	1.2	yes	4	Fairview	3.5	1.6	yes	5	Week												01-06-15 to 07-06-15											
Borrowdale	1.4	1.4	yes	2	Vaal	4	1.6	no	3	Fairview	3.2	1.2	yes	4	Fairview	3.5	1.6	yes	5																								
Borrowdale	3.6	1.2	yes	3	Vaal	3.2	2.2	no	7	Fairview	3.5	1.6	yes	5	Mauritius	2.8	1.3	no	5	click http://horseracingtips.co.za to go back to Home Page																							
Greyville	2.8	1.5	yes	8	Fairview	5.2	2.1	no	2	Mauritius	2.8	1.3	no	5	Greyville	2.1	1.3	no	1																								
Turffontein	4.6	1.5	no	5	Mauritius	9.8	2.2	no	6	Greyville	2.1	1.3	no	1	Greyville	3.2	1.4	yes	7																								
Turffontein	1.9	1.1	yes	6	Greyville	5	1.8	yes	3	Greyville	3.2	1.4	yes	7	Turffontein	4.5	1.7	yes	2																								
Kenilworth	1.5	1	yes	1	Borrowdale	3	1.2	no	1	Turffontein	4.5	1.7	yes	2	Turffontein	4.1	1.7	no	7																								
Kenilworth	1.6	1	yes	2	Borrowdale	2.4	1.6	yes	4	Turffontein	4.1	1.7	no	7	Turffontein	4.1	1.7	no	7																								
Kenilworth	7	3	yes	8	Greyville	2.4	1.4	no	10	Kenilworth	7.2	3.4	no	6	Kenilworth	7.2	3.4	no	6																								

Selection No. 1					Selection No. 2					Selection No. 3					Selection No. 4					Totals Data		Magic Grid™ Stats Start : September 2010											
Today's Track	Now Win	Now Place	Same Jock?	FAOR	Today's Track	Now Win	Now Place	Same Jock?	FAOR	Today's Track	Now Win	Now Place	Same Jock?	FAOR	Today's Track	Now Win	Now Place	Same Jock?	FAOR	Totals For Week	Sel 1	Sel 1 yes	Sel 1 no	Sel 2	Sel 2 yes	Sel 2 no	Sel 3	Sel 3 yes	Sel 3 no	Sel 4	Sel 4 yes	Sel 4 no	
Kimberley	2.5	1.5	yes	7	Kimberley	5.4	2.3	yes	9	Kimberley	2.6	1.7	no	1	Kimberley	4.4	1.5	yes	4	59	16	7	9	20	9	11	14	9	5	9	2	7	
Scottsville	2.8	1.4	no	1	Vaal	2.9	1.4	yes	2	Kimberley	2.9	1.6	yes	3	Vaal	16	4.5	no	5	1,2&3 Totals For Week	50	12590	1,2&3 Total to date	Week 299	15184	1,2,3&4 Total to date	51	Average per week	Average per week	Week 08-06-15 to 14-06-15			
Scottsville	3.5	1.6	no	2	Vaal	5.7	1.8	no	3	Kimberley	3.9	2	yes	5	Vaal	9.7	2.9	no	9														
Scottsville	8.2	1.9	no	5	Vaal	6.6	2.2	yes	4	Kimberley	6	2.2	no	6	Fairview	6.9	2.2	no	2	51	Average per week	51	Average per week	Average per week	Average per week	Average per week	Average per week						
Scottsville	3	1.7	no	6	Vaal	5.9	1.7	yes	7	Vaal	6.3	2.2	no	1	Scottsville	4.3	1.6	no	5														
Scottsville	2	1.3	yes	7	Vaal	3.2	1.4	no	3	Vaal	4.3	1	yes	2	Kenilworth	3.4	1.1	no	4	51	Average per week	51	Average per week	Average per week	Average per week	Average per week	Average per week						
Scottsville	5.1	1.6	no	8	Fairview	3.4	1.5	no	6	Vaal	3.7	1.8	yes	1	Kenilworth	4.8	1.7	no	6														
Vaal	4	1.4	no	1	Fairview	4.4	1.4	yes	7	Vaal	4.2	1.6	yes	6	Kenilworth	9.5	2.4	no	8	51	Average per week	51	Average per week	Average per week	Average per week	Average per week	Average per week						
Mauritius	2.5	2	yes	2	Fairview	2.4	1.2	yes	8	Fairview	3.3	1.4	no	1	Turffontein	2.3	1.2	yes	6														
Mauritius	5	2.5	yes	3	Fairview	2.6	1.2	yes	10	Mauritius	16	1.1	yes	1						51	Average per week	51	Average per week	Average per week	Average per week	Average per week	Average per week						
Mauritius	3.6	1.7	yes	8	Mauritius	3.7	1.7	no	6	Mauritius	4.5	1.9	yes	4																			
Scottsville	7	1.7	no	2	Mauritius	1.8	1	yes	7	Mauritius	2.8	1	yes	5						51	Average per week	51	Average per week	Average per week	Average per week	Average per week	Average per week						
Scottsville	1.2	1	yes	3	Scottsville	3.8	1.6	no	4	Turffontein	4.4	1.4	no	1																			
Scottsville	1.6	1	no	9	Scottsville	3.2	1.6	no	7	Turffontein	6.3	1.5	yes	2						51	Average per week	51	Average per week	Average per week	Average per week	Average per week	Average per week						
Kenilworth	1.6	1	no	2	Scottsville	3.6	2	no	8																								
Turffontein	2	1.6	yes	5	Kenilworth	3.4	1.2	no	3											51	Average per week	51	Average per week	Average per week	Average per week	Average per week	Average per week						
					Kenilworth	6.6	1.8	no	7																								
					Turffontein	2.6	1.3	no	3											51	Average per week	51	Average per week	Average per week	Average per week	Average per week	Average per week						
					Turffontein	3.9	1.7	no	7																								
					Turffontein	3.7	1.3	yes	8											51	Average per week	51	Average per week	Average per week	Average per week	Average per week	Average per week						



click <http://horseracingtips.co.za> to go back to Home Page

Selection No. 1					Selection No. 2					Selection No. 3					Selection No. 4					Totals Data														
Track	Now Win	Now Place	Same Jock?	RACE	Track	Now Win	Now Place	Same Jock?	RACE	Track	Now Win	Now Place	Same Jock?	RACE	Track	Now Win	Now Place	Same Jock?	RACE	Totals For Week	Sel 1 yes	Sel 1 no	Sel 2 yes	Sel 2 no	Sel 3 yes	Sel 3 no	Sel 4 yes	Sel 4 no						
Kimberley	3	2.2	yes	2	Kimberley	2.9	1.5	yes	4	Kimberley	2.5	1.6	no	1	Kimberley	9.7	2.4	yes	3	58	16	10	6	14	10	4	17	5	12	11	3	8		
Kimberley	3.2	1.7	yes	9	Turffontein	3.9	1.7	yes	4	Vaal	9.3	3.9	no	1	Kimberley	9	3.5	no	5	1,2&3 Totals For Week														
Turffontein	2.1	1.3	no	2	Turffontein	4.1	1.7	no	5	Fairview	3.9	1.5	no	2	Turffontein	9.8	2.5	no	1	47														
Turffontein	1.9	1	yes	8	Turffontein	2.9	1.5	no	6	Fairview	3.5	1.8	yes	3	Turffontein	7.1	1.7	no	3	12637	1,2&3 Total to date												Week	300
Scottsville	2.3	1.1	no	4	Scottsville	3.3	1.5	yes	6	Greyville	2.6	1.2	no	1	Greyville	3.5	1.4	yes	4	42													Average per week	
Scottsville	2.9	1.3	yes	5	Vaal	2.2	1.3	yes	2	Greyville	2.7	1	no	5	Mauritius	2	1.5	no	4	15242													1,2,3&4 Total to date	
Vaal	6.9	1.9	no	3	Vaal	3.4	1.4	no	4	Greyville	2.9	1.4	no	6	Turffontein	2.3	1.1	no	8	51													Average per week	
Fairview	4.2	1.6	no	4	Vaal	1.4	1.1	yes	5	Greyville	5.9	2.1	no	8	Turffontein	8.1	2.4	yes	9	Week 15-06-15 to 21-06-15														
Fairview	6	2.6	no	9	Vaal	5.8	2.1	yes	7	Mauritius	4.1	1.3	no	5	Kenilworth	21.8	3.4	no	4															
Greyville	1.3	1	yes	2	Vaal	11.4	3.3	yes	8	Mauritius	17.6	4.1	yes	6	Kenilworth	5.1	2	no	8	click http://horseracingtips.co.za to go back to Home Page														
Mauritius	2.7	1.8	yes	3	Fairview	1.9	1	yes	1	Mauritius	1.9	2	yes	8	Scottsville	7.5	2.8	no	3															
Turffontein	1.2	1	yes	3	Fairview	2.5	1.4	no	6	Turffontein	2.3	1.2	no	1																				
Kenilworth	1.8	1.9	yes	3	Mauritius	2.3	1.1	yes	7	Turffontein	2.4	1.3	no	2																				
Kenilworth	2.4	1.2	yes	5	Turffontein	3.7	1.5	yes	5	Turffontein	2	1.5	no	4																				
Scottsville	1.2	0	yes	1					Kenilworth	4.5	1.8	no	2																					
Scottsville	2.1	1.2	no	4					Scottsville	3.4	1.7	yes	2																					
								Scottsville	5.5	1.6	yes	8																						

Selection No. 1					Selection No. 2					Selection No. 3					Selection No. 4					Totals Data		Magic Grid™ Stats Start : September 2010													
Today's Track	Now Win	Now Place	Same Jock?	FACE	Today's Track	Now Win	Now Place	Same Jock?	FACE	Today's Track	Now Win	Now Place	Same Jock?	FACE	Today's Track	Now Win	Now Place	Same Jock?	FACE	Totals For Week	Sel 1	Sel 1	Sel 1	Sel 2	Sel 2	Sel 2	Sel 3	Sel 3	Sel 3	Sel 4	Sel 4	Sel 4			
Fairview	1.9	1.2	no	2	Kenilworth	4.1	1.4	no	2	Fairview	4.4	1.8	yes	8	Greyville	5.2	1.6	no	3	61	27	13	14	12	5	7	14	10	4	8	2	6			
Fairview	2.8	1.2	no	5	Kenilworth	3.8	1.3	yes	3	Greyville	5.8	1.8	no	4	Greyville	7.2	2.3	no	8	1,2&3 Totals For Week															
Fairview	2.1	1.2	no	7	Vaal	4.5	1.6	no	1	Vaal	6.4	1.9	yes	4	Vaal	5	2.2	yes	9	53															
Kenilworth	1.6	1.1	yes	4	Fairview	2.4	1.3	yes	4	Vaal	3.3	1.8	yes	8	Turffontein	4.3	2.3	no	5	12690 1,2&3 Total to date															
Kenilworth	4.7	2	yes	5	Fairview	4.6	2.6	no	5	Fairview	6.6	2.6	yes	7	Kenilworth	3.6	1.3	yes	8	Week 301															
Kenilworth	3.1	1.3	yes	6	Fairview	6	1.7	no	6	Mauritius	1.5	1.4	yes	3	Greyville	7.7	2.5	no	4	42 Average per week															
Greyville	3.9	1.6	no	1	Fairview	6	1.5	no	8	Mauritius	2.2	1.1	no	5	Greyville	3.1	1.5	no	7	15303 1,2,3&4 Total to date															
Greyville	2.8	1.4	no	2	Mauritius	2.3	1	yes	2	Mauritius	6.1	1.9	yes	7	Borrowdale	5.1	2.4	no	7	51 Average per week															
Greyville	4.9	1.7	no	7	Turffontein	2.3	1	no	3	Turffontein	4.1	1.2	no	1																					
Vaal	1.7	1.4	no	2	Turffontein	20.1	3.5	no	9	Turffontein	3	1.5	yes	8																					
Vaal	1.9	1.1	yes	6	Greyville	1.8	1	yes	1	Kenilworth	5.6	1.5	yes	5																					
Fairview	5	2	yes	1	Greyville	6.8	2.1	yes	3	Kenilworth	3.1	1.7	yes	7																					
Mauritius	3.3	2.1	no	4						Borrowdale	9.3	2.2	no	2																					
Mauritius	5.9	1.3	yes	6						Borrowdale	7.4	2.6	yes	8																					
Mauritius	4.1	3.5	yes	8																															
Turffontein	3.7	1.4	yes	2																															
Turffontein	2.3	1.6	yes	9																															
Kenilworth	1.8	1	yes	1																															
Kenilworth	6.4	1.9	yes	2																															
Kenilworth	2.6	1.5	no	6																															
Greyville	2.9	1.1	yes	2																															
Greyville	3.1	1.5	no	5																															
Greyville	6.9	2.2	no	6																															
Greyville	1.9	1	no	8																															
Greyville	1.8	1	no	9																															
Borrowdale	2.1	1	yes	5																															
Borrowdale	6.8	1.9	no	6																															





click <http://horseracingtips.co.za> to go back to Home Page

Selection No. 1					Selection No. 2					Selection No. 3					Selection No. 4					Totals Data		Magic Grid™ Stats Start : September 2010														
Today's Track	Now Win	Now Place	Now Same Jock?	FACE	Today's Track	Now Win	Now Place	Now Same Jock?	FACE	Today's Track	Now Win	Now Place	Now Same Jock?	FACE	Today's Track	Now Win	Now Place	Now Same Jock?	FACE	Totals For Week	Sel 1	Sel 1 yes	Sel 1 no	Sel 2	Sel 2 yes	Sel 2 no	Sel 3	Sel 3 yes	Sel 3 no	Sel 4	Sel 4 yes	Sel 4 no				
Kimberley	5.7	2	no	2	Kimberley	2.6	1.4	yes	5	Kimberley	3.8	1.5	no	7	Kimberley	4.7	1.7	no	1	52	20	7	13	13	5	8	12	5	7	7	2	5				
Kimberley	1.9	1	no	3	Kimberley	9.6	2.3	yes	9	Vaal	8	2.2	no	1	Kimberley	7	1.8	no	4	1,2&3 Totals For Week	45	12735	1,2&3 Total to date	Week 302	42	Average per week	15355	1,2,3&4 Total to date	51	Average per week	Week 29-06-15 to 05-07-15					
Kimberley	4.1	1.4	no	6	Vaal	3	1.3	no	7	Vaal	2.3	1	yes	8	Vaal	7.5	2.5	no	4																	
Kimberley	2	1	no	8	Durbanville	8.1	3.1	yes	8	Fairview	8.3	2	no	2	Vaal	9.9	2.2	no	6	15355	1,2,3&4 Total to date	51	Average per week	Week 29-06-15 to 05-07-15												
Vaal	2.4	1.3	yes	3	Vaal	3	1.6	yes	8	Fairview	6.6	2.7	no	5	Vaal	4.3	1.6	yes	4																	
Durbanville	5.6	1.6	no	1	Fairview	3	1	no	1	Fairview	3.2	1.2	no	6	Fairview	3.6	1.7	yes	3	51	Average per week	Week 29-06-15 to 05-07-15														
Durbanville	1.3	1	no	2	Mauritius	2.6	1.6	yes	5	Mauritius	5.9	1.4	yes	4	Fairview	17.8	3.7	no	4																	
Durbanville	1.9	1.1	no	4	Turffontein	6.2	2.1	no	4	Mauritius	4.3	2.6	yes	6																						
Vaal	1.9	1.1	yes	1	Turffontein	3.4	1.2	no	5	Mauritius	3.5	1.3	no	8																						
Fairview	2.2	1.3	yes	7	Turffontein	45.4	6.6	no	2	Greyville	3.9	1.6	yes	4																						
Fairview	4.8	1.7	no	8	Turffontein	2.2	1.7	no	3	Greyville	3	1.5	yes	9																						
Mauritius	1.3	1	yes	2	Turffontein	1.7	1.1	no	5	Turffontein	2.7	1.3	no	3																						
Greyville	5.8	1.9	no	2	Turffontein	2.4	1.4	no	6																											
Greyville	2.2	1	yes	6																																
Turffontein	1.2	1	no	1																																
Turffontein	2.1	1.2	no	2																																
Turffontein	1.6	1.4	yes	8																																
Greyville	12.4	3.1	no	12																																
Turffontein	2	1.3	no	1																																
Turffontein	3.6	1.8	yes	8																																



click <http://horseracingtips.co.za> to go back to Home Page


Selection No. 1					Selection No. 2					Selection No. 3					Selection No. 4					Totals Data															
Today's Track	Now Win	Now Place	Same Jock?	RACE	Today's Track	Now Win	Now Place	Same Jock?	RACE	Today's Track	Now Win	Now Place	Same Jock?	RACE	Today's Track	Now Win	Now Place	Same Jock?	RACE	Totals For Week	Sel 1	Sel 1	Sel 1	Sel 2	Sel 2	Sel 2	Sel 3	Sel 3	Sel 3	Sel 4	Sel 4	Sel 4			
																					1	yes	no	2	yes	no	3	yes	no	4	yes	no			
Fairview	2.8	1.4	no	2	Fairview	6.3	2.2	yes	4	Scottsville	7.7	2.1	no	1	Fairview	5.6	1.8	no	6	53	14	6	8	16	6	10	11	4	7	12	2	10			
Fairview	2.4	1.3	yes	5	Fairview	3	1.6	no	8	Fairview	20.1	4.1	no	1	Fairview	15.2	3.5	no	7	1,2&3 Totals For Week															
Scottsville	3.1	1.4	no	2	Vaal	3.6	1.5	yes	3	Fairview	1.9	1.1	no	4	Vaal	6	2	no	1	41															
Turffontein	5.5	1.7	no	2	Vaal	2.4	1.3	no	5	Fairview	5.4	2.1	no	6	Vaal	5	1.9	no	2	12776	1,2&3 Total to date														
Mauritius	3	1.9	no	3	Vaal	3.2	1.5	no	6	Mauritius	3.6	1.5	yes	4	Turffontein	5.8	2.2	yes	8	42	Average per week														
Turffontein	1.9	1.2	yes	1	Scottsville	2	1.4	no	3	Mauritius	4.5	1.5	no	8	Fairview	3.9	1.8	no	5	15408	1,2,3&4 Total to date														
Turffontein	2.2	1.4	yes	3	Scottsville	3.1	1.1	no	4	Kenilworth	3.8	1.3	no	6	Mauritius	5	2.1	no	5	51	Average per week														
Kenilworth	1.7	1.2	yes	2	Scottsville	7.8	2.3	yes	5	Scottsville	4.1	1.8	yes	5	Turffontein	4.8	1.6	no	4	Week 06-07-15 to 12-07-15															
Turffontein	2.5	1.5	no	9	Turffontein	3	1	no	3	Borrowdale	3.2	1.5	no	3	Scottsville	19.1	3.8	no	8																
Kenilworth	2.4	1.4	yes	8	Fairview	5.1	1.7	no	3	Borrowdale	3	0	yes	5	Borrowdale	9.2	3.7	yes	1	click http://horseracingtips.co.za to go back to Home Page															
Scottsville	1.4	1	yes	1	Fairview	2.6	1.1	yes	10	Borrowdale	10.1	2.5	yes	7	Borrowdale	4.3	2	no	2																
Scottsville	5.6	1.8	no	2	Mauritius	1.7	1.1	yes	1						Borrowdale	5.8	2	no	8																
Scottsville	2	1.1	no	6	Mauritius	5.2	1.7	no	2																										
Borrowdale	7.4	1.8	no	4	Mauritius	3.8	2.1	no	7																										
					Turffontein	6.6	2.3	no	8																										
					Scottsville	6.1	1.9	yes	4																										


Selection No. 1					Selection No. 2					Selection No. 3					Selection No. 4					Totals Data												
Today's Track	Now Win	Now Place	Same Jock?	RACE	Today's Track	Now Win	Now Place	Same Jock?	RACE	Today's Track	Now Win	Now Place	Same Jock?	RACE	Today's Track	Now Win	Now Place	Same Jock?	RACE	Totals For Week	Sel 1 yes	Sel 1 no	Sel 2 yes	Sel 2 no	Sel 3 yes	Sel 3 no	Sel 4 yes	Sel 4 no				
Kimberley	9	2.2	yes	4	Kimberley	3.9	1.9	no	2	Vaal	3.2	1.1	no	8	Kimberley	3.8	1.8	no	5	48	19	8	11	6	2	4	17	4	13	6	1	5
Vaal	5.3	1.9	no	2	Kimberley	3.8	1.9	no	7	Scottsville	3.2	1.8	no	7	Vaal	7.4	2.8	no	7	1,2&3 Totals For Week												
Vaal	2.9	1.5	no	4	Vaal	4	1.9	yes	6	Scottsville	6.2	1.7	no	8	Vaal	8.4	2.2	no	5	42												
Vaal	3.1	1.1	yes	5	Scottsville	4.5	2.3	yes	9	Vaal	3.6	1.4	yes	2	Vaal	10.5	3	yes	7	12818 1,2&3 Total to date												
Scottsville	3.3	1.6	no	3	Greyville	5.7	2.1	no	8	Vaal	4.2	2.2	no	3	Greyville	4.8	1.9	no	4	42 Average per week												
Scottsville	4.7	1.5	yes	4	Mauritius	8.4	2.6	no	8	Vaal	9.7	2.7	no	6	Turffontein	5.4	1.4	no	7	15456 1,2,3&4 Total to date												
Vaal	3.6	1.5	no	4						Fairview	3.3	1.7	no	7						51 Average per week												
Fairview	3.3	1.7	no	1						Fairview	4.5	2.3	no	8						Week 13-07-15 to 19-07-15												
Fairview	3.6	1.4	no	2						Greyville	9.4	3.4	no	1																		
Greyville	1.7	1.3	no	2						Greyville	2.5	1.5	no	9						click http://horseracingtips.co.za to go back to Home Page												
Greyville	3.4	1.7	no	3						Kenilworth	9.1	2.2	yes	6																		
Greyville	2.9	1.5	yes	7						Kenilworth	4.1	1.7	no	8																		
Kenilworth	2.2	1.3	yes	1						Mauritius	12.1	3.6	no	6																		
Kenilworth	2.9	1.5	no	3						Turffontein	3.4	1.4	no	1																		
Kenilworth	3.5	1.8	no	4						Turffontein	2.5	1.6	no	4																		
Mauritius	1.3	1	no	2						Turffontein	3.2	1.4	yes	5																		
Mauritius	2.8	1.4	yes	4						Turffontein	3.2	1.7	yes	6																		
Mauritius	1.5	1	yes	5																												
Mauritius	2.7	1	yes	7																												

Selection No. 1					Selection No. 2					Selection No. 3					Selection No. 4					Totals Data																		
Today's Track	Now Win	Now Place	Now Same Jock?	FACE	Today's Track	Now Win	Now Place	Now Same Jock?	FACE	Today's Track	Now Win	Now Place	Now Same Jock?	FACE	Today's Track	Now Win	Now Place	Now Same Jock?	FACE	Totals For Week	Sel 1 yes	Sel 1 no	Sel 2 yes	Sel 2 no	Sel 3 yes	Sel 3 no	Sel 4 yes	Sel 4 no										
Kimberley	2.2	1	yes	1	Kimberley	3.8	1.9	yes	9	Kimberley	4.2	1.5	yes	6	Kimberley	4.3	1.4	yes	3	56	24	14	10	13	12	1	12	3	9	7	3	4						
Kimberley	2.7	2.3	yes	2	Kenilworth	3.4	2	yes	2	Greyville	4.2	1.6	no	3	Greyville	15.5	2.9	no	8	1,2&3 Totals For Week																		
Kimberley	1.3	1.1	no	4	Kenilworth	2.6	1.3	yes	3	Greyville	2.4	1.2	no	4	Fairview	4.5	2.2	no	2		49																	
Kimberley	3.7	1.4	no	5	Kenilworth	7.9	2.6	yes	7	Greyville	6.6	2	no	5	Fairview	5.4	1.9	no	3	12867	1,2&3 Total to date													Week	305			
Kimberley	4.5	1.3	yes	7	Mauritius	2.2	1.4	yes	5	Kenilworth	5.7	1.2	yes	8	Fairview	4.4	1.9	yes	4	42	Average per week																	
Kimberley	1.9	1	no	8	Mauritius	3.2	1.3	yes	6	Fairview	5.5	1.8	no	5	Turffontein	8.3	2.8	no	2																			
Greyville	1.6	1	no	1	Mauritius	3.3	1.7	yes	8	Mauritius	6.5	1.7	no	1	Turffontein	2	1.2	yes	7																			
Greyville	2.1	1.4	yes	9	Kenilworth	1.9	1.4	no	1	Mauritius	2	1.3	no	2																								
Kenilworth	1.5	1.4	yes	4	Kenilworth	3.6	1.7	yes	3	Kenilworth	4.1	2.1	no	7																								
Vaal	2.5	1.4	no	1	Kenilworth	3	1	yes	5	Turffontein	6.5	2.3	yes	4																								
Vaal	4.2	1.4	no	3	Turffontein	9.4	2.1	yes	3	Turffontein	3.8	2.5	no	5																								
Vaal	2	1	yes	4	Borrowdale	2.8	1.7	yes	1	Turffontein	6.3	2.2	no	8																								
Vaal	3.4	1.2	yes	6	Borrowdale	4.2	1.7	yes	6																													
Vaal	4.8	2.1	yes	7																																		
Fairview	5.3	1	yes	1																																		
Mauritius	2.8	1.2	no	3																																		
Mauritius	1.7	1.2	yes	4																																		
Mauritius	3.6	1.2	yes	7																																		
Kenilworth	1.7	1.1	yes	6																																		
Turffontein	2.1	1	yes	1																																		
Turffontein	2.9	1.4	no	6																																		
Borrowdale	5.9	2	no	3																																		
Borrowdale	8.4	2.9	no	4																																		
Borrowdale	2.3	1.4	yes	5																																		
																15512		1,2,3&4 Total to date																				
																51		Average per week																				
																Week		20-07-15 to 26-07-15																				



click <http://horseracingtips.co.za> to go back to Home Page

Selection No. 1					Selection No. 2					Selection No. 3					Selection No. 4					Totals Data													
Today's Track	Now Win	Now Place	Same Jock?	FACE	Today's Track	Now Win	Now Place	Same Jock?	FACE	Today's Track	Now Win	Now Place	Same Jock?	FACE	Today's Track	Now Win	Now Place	Same Jock?	FACE	Totals For Week	Sel 1 yes	Sel 1 no	Sel 2 yes	Sel 2 no	Sel 3 yes	Sel 3 no	Sel 4 yes	Sel 4 no					
Kimberley	2.2	1.4	no	1	Kimberley	5.2	1.5	no	4	Kimberley	5.7	2.7	yes	2	Durbanville	11.9	2.6	no	2	50	13	5	8	13	7	6	12	6	6	12	2	10	
Kimberley	7.2	2.3	no	7	Kimberley	2.3	1.5	yes	6	Kimberley	2.9	1.8	no	8	Durbanville	13.1	3.5	no	4	1,2&3 Totals For Week													
Durbanville	2.2	1.4	no	5	Scottsville	2.1	1.3	no	1	Durbanville	3.5	1.4	yes	1	Scottsville	2.7	1.6	no	3	38													
Scottsville	9.9	2.8	yes	7	Scottsville	1.6	1.2	yes	2	Scottsville	2.8	1.2	no	5	Scottsville	3	1.6	yes	6	12905	1,2&3 Total to date											Week	306
Vaal	1.8	1.6	no	4	Scottsville	4.2	1.3	yes	4	Fairview	5.3	1.4	yes	6	Vaal	11.6	3	no	1	42 Average per week													
Vaal	2.9	1.5	no	5	Mauritius	4.2	2.1	yes	1	Mauritius	5.3	1.7	yes	6	Vaal	3.5	1.8	no	2	15562 1,2,3&4 Total to date													
Fairview	1.4	1.3	yes	4	Mauritius	2.8	1.2	no	5	Greyville	3.7	1.8	no	4	Vaal	7.8	2.7	no	6	51 Average per week													
Mauritius	1.2	1	no	2	Mauritius	1.7	1.2	yes	7	Greyville	4.6	1.1	yes	7	Fairview	2.8	1.4	yes	2	Week 27-07-15 to 02-08-15													
Mauritius	1.3	1	no	3	Greyville	2.3	1.4	yes	1	Greyville	2.2	1.1	no	8	Fairview	4.5	1.6	no	5														
Greyville	1.9	1.2	yes	2	Greyville	1.8	1.2	yes	3	Greyville	6.7	2.3	yes	12	Mauritius	6.3	2.9	no	4	click http://horseracingtips.co.za to go back to Home Page													
Greyville	1.8	1	yes	6	Greyville	2.5	1.4	no	10	Turffontein	5.7	1	no	2	Turffontein	5.3	1.7	no	4														
Greyville	5.7	2.3	yes	9	Greyville	1.4	1	no	2	Turffontein	6.1	2.3	no	9	Greyville	12	2.5	no	4														
Turffontein	2.2	1.3	no	1	Greyville	11.9	3.1	no	3																								

Selection No. 1					Selection No. 2					Selection No. 3					Selection No. 4					Totals Data												
Track	Now Win	Now Place	Now Same Jock?	FACE	Track	Now Win	Now Place	Now Same Jock?	FACE	Track	Now Win	Now Place	Now Same Jock?	FACE	Track	Now Win	Now Place	Now Same Jock?	FACE	Totals For Week	Sel 1 yes	Sel 1 no	Sel 2 yes	Sel 2 no	Sel 3 yes	Sel 3 no	Sel 4 yes	Sel 4 no				
Fairview	3.7	1.8	yes	1	Greyville	6.2	2.3	no	4	Fairview	2.1	1.2	no	2	Greyville	10.1	2.3	no	1	54	22	12	10	13	4	9	11	4	7	8	2	6
Fairview	3.2	1.4	yes	3	Durbanville	3.3	1.1	yes	2	Fairview	2.9	1.2	yes	7	Vaal	2.7	1	no	1	1,2&3 Totals For Week												
Fairview	2.8	1.7	yes	4	Durbanville	4	1.7	yes	4	Fairview	13.4	2.8	no	9	Fairview	5.4	1.7	no	1	46												
Fairview	2.3	1.3	no	5	Durbanville	7.8	2.5	no	5	Durbanville	8.7	3.7	no	6	Mauritius	6.2	2	yes	3	12951	1,2&3 Total to date		Week	307								
Greyville	2.2	1	yes	3	Vaal	1.5	1	no	5	Durbanville	5.7	1.8	yes	7	Kimberley	7.8	2.3	no	3	42	Average per week											
Greyville	2.8	1.4	yes	5	Vaal	8.8	2.4	no	7	Durbanville	4.9	1.9	no	8	Scottsville	7.4	2.3	no	7	15616	1,2,3&4 Total to date											
Greyville	3	1.6	no	7	Mauritius	4.3	2.2	no	2	Vaal	4.4	2.2	yes	2	Turffontein	1.9	1.2	no	1	51	Average per week											
Greyville	7.1	2.7	no	8	Mauritius	5.7	1.9	no	8	Vaal	3.6	1.2	yes	3	Turffontein	8.6	2.3	yes	8	Week 03-08-15 to 09-08-15												
Durbanville	1.6	1.1	yes	1	Kimberley	2.1	1	yes	6	Kimberley	9.4	2.7	no	1	 click http://horseracingtips.co.za to go back to Home Page																	
Durbanville	2	1	yes	3	Scottsville	5.2	1.8	no	6	Kimberley	3.3	1.5	no	8																		
Vaal	1.7	1	no	6	Scottsville	3.8	1.4	no	9	Scottsville	2.8	1.5	no	5																		
Fairview	3.4	1	yes	2	Turffontein	1.9	1.4	no	7																							
Fairview	3.2	1.1	yes	3	Turffontein	6.3	1.8	yes	9																							
Fairview	4.7	1.9	no	5																												
Mauritius	1.7	1.4	no	4																												
Mauritius	3.3	2.1	no	5																												
Mauritius	2.1	1.3	no	7																												
Kimberley	2.1	1	no	5																												
Kimberley	2.8	1.6	no	7																												
Scottsville	1.8	1.1	yes	1																												
Scottsville	1.2	0	yes	2																												
Turffontein	3.7	1.6	yes	3																												

Selection No. 1				Selection No. 2				Selection No. 3				Selection No. 4				Totals Data		Magic Grid™ Stats Start : September 2010																					
Today's Track	Now Win	Now Place	Same Jock?	FACE	Today's Track	Now Win	Now Place	Same Jock?	FACE	Today's Track	Now Win	Now Place	Same Jock?	FACE	Today's Track	Now Win	Now Place	Same Jock?	FACE	Totals For Week	Sel 1 yes	Sel 1 no	Sel 2 yes	Sel 2 no	Sel 3 yes	Sel 3 no	Sel 4 yes	Sel 4 no											
Kenilworth	5.5	1.6	no	2	Kenilworth	7	2	no	1	Greyville	4.5	1.8	yes	2	Kenilworth	4.2	1.9	yes	3	42	14	6	8	17	4	13	5	2	3	6	3	3							
Kenilworth	3.4	1.5	no	5	Kenilworth	1.9	1	no	4	Fairview	6.3	2.2	no	2	Greyville	3.9	1.2	yes	5	1,2&3 Totals For Week																			
Greyville	4.8	1.9	yes	1	Greyville	2.7	1.3	no	3	Fairview	3.6	1.4	no	3	Turffontein	2.6	1	no	8	36																			
Greyville	2.5	1.4	yes	4	Greyville	2.4	2	no	6	Kenilworth	5.4	2.2	yes	6	Kenilworth	5.3	3.4	no	5	12987	1,2&3 Total to date		Week	308															
Vaal	1.1	1	no	2	Vaal	4.7	1.8	no	1	Scottsville	3.9	1.5	no	7	Scottsville	1.6	1.2	no	1	42	Average per week																		
Vaal	2.5	1	no	3	Vaal	3	1.6	yes	1																														
Vaal	5.6	2	no	4	Vaal	12.9	3	no	5																														
Vaal	2.2	1.4	no	5	Fairview	6.3	1.7	no	1																														
Vaal	2.4	1	yes	4	Fairview	5.7	1.4	no	5																														
Vaal	2.5	1.2	yes	6	Turffontein	4.4	1.4	no	1																														
Turffontein	2.8	1.6	yes	5	Turffontein	1.8	1	no	2																														
Turffontein	1.9	1.4	yes	7	Turffontein	1.6	0	yes	3																														
Kenilworth	2	1	no	2	Turffontein	2.5	1	no	4																														
Scottsville	1.6	1.3	no	3	Kenilworth	2.3	1	yes	1																														
					Kenilworth	2.7	1.1	no	4																														
					Kenilworth	1.9	0	no	7																														
					Scottsville	6.1	3.1	yes	4																														
																				15658	1,2,3&4 Total to date																		
																				51	Average per week																		
																				Week		10-08-15	to	16-08-15															



click <http://horseracingtips.co.za> to go back to Home Page

Selection No. 1					Selection No. 2					Selection No. 3					Selection No. 4					Totals Data		Magic Grid™ Stats Start : September 2010																	
Today's Track	Now Win	Now Place	Now Same Jock?	FAOR	Today's Track	Now Win	Now Place	Now Same Jock?	FAOR	Today's Track	Now Win	Now Place	Now Same Jock?	FAOR	Today's Track	Now Win	Now Place	Now Same Jock?	FAOR	Totals For Week	Sel 1	Sel 1 yes	Sel 1 no	Sel 2	Sel 2 yes	Sel 2 no	Sel 3	Sel 3 yes	Sel 3 no	Sel 4	Sel 4 yes	Sel 4 no							
Kimberley	2.1	1	yes	4	Kimberley	5.4	2.6	no	2	Kimberley	2.8	1.6	no	7	Vaal	10.8	2.4	no	3	55	21	13	8	11	4	7	11	3	8	12	4	8							
Kimberley	2.7	1	no	6	Kimberley	4.6	1.7	no	9	Greyville	15.3	3.4	no	3	Vaal	2.8	1.4	yes	7	1,2&3 Totals For Week		43																	
Kimberley	5	2.2	yes	8	Greyville	4.6	1.5	no	4	Greyville	3.1	1.1	yes	7	Fairview	2.3	1.2	no	5	13030 1,2&3 Total to date				Week 309															
Greyville	7	2.2	yes	1	Vaal	3.2	1.2	yes	5	Kenilworth	4.8	2	no	1	Mauritius	2.1	1.8	no	1	42 Average per week																			
Greyville	1.7	1.1	no	5	Vaal	3.2	1	no	6	Kenilworth	4.7	1.6	no	3	Mauritius	2.9	2.3	no	6	15713 1,2,3&4 Total to date																			
Kenilworth	2.4	1	no	2	Fairview	14.4	3.2	no	7	Kenilworth	9.5	2.1	no	7	Mauritius	2.3	1	no	8	51 Average per week																			
Kenilworth	3	1.3	yes	4	Turffontein	1.6	1.5	no	2	Fairview	2.7	1.4	yes	2	Turffontein	3.8	1.8	yes	7	Week 17-08-15 to 23-08-15																			
Kenilworth	4	2.2	yes	5	Kenilworth	1.8	1.3	yes	3	Mauritius	7.6	2	no	2	Turffontein	3.2	1.5	yes	9																				
Kenilworth	1.6	1	yes	6	Greyville	1.3	1	yes	1	Mauritius	3.2	1.4	no	5	Kenilworth	5.1	1.8	no	4																				
Vaal	6.1	2.2	yes	4	Greyville	8.7	2.1	yes	2	Turffontein	6	1.6	no	1	Kenilworth	7.6	2.1	no	5																				
Fairview	3.4	1.4	no	8	Greyville	1.8	1	no	5	Kenilworth	7	2.2	yes	7	Greyville	2.5	1	yes	8																				
Mauritius	1.6	1.3	yes	3											Greyville	2.6	1.4	no	9																				
Mauritius	1.1	1	no	4																																			
Mauritius	1.6	1.7	yes	7																																			
Turffontein	3.7	1	yes	3																																			
Turffontein	21.1	4	no	4																																			
Turffontein	1.6	1.2	yes	6																																			
Kenilworth	8.9	2.6	yes	6																																			
Greyville	3.2	1.2	no	3																																			
Greyville	1.6	1.2	yes	4																																			
Greyville	5.6	2.1	no	6																																			



click <http://horseracingtips.co.za> to go back to Home Page

Selection No. 1					Selection No. 2					Selection No. 3					Selection No. 4					Totals Data		Magic Grid™ Stats Start : September 2010																		
Today's Track	Now Win	Now Place	Same Jock?	FAOR	Today's Track	Now Win	Now Place	Same Jock?	FAOR	Today's Track	Now Win	Now Place	Same Jock?	FAOR	Today's Track	Now Win	Now Place	Same Jock?	FAOR	Totals For Week	Sel 1	Sel 1 yes	Sel 1 no	Sel 2	Sel 2 yes	Sel 2 no	Sel 3	Sel 3 yes	Sel 3 no	Sel 4	Sel 4 yes	Sel 4 no								
Kimberley	5.3	1.8	no	1	Kimberley	4.4	1.6	no	6	Kimberley	4.1	1.6	no	2	Kimberley	4.4	1.6	no	8	42	15	9	6	12	4	8	7	3	4	8	2	6								
Kimberley	4.6	1.6	yes	3	Vaal	4.8	1.8	no	1	Vaal	5.4	1.7	no	4	Vaal	6.8	2.6	no	3	1,2&3 Totals For Week																				
Kimberley	2.3	1.3	yes	5	Vaal	1.6	0	no	6	Scottsville	2.3	1.3	yes	2	Vaal	1.6	0	no	7		34																			
Scottsville	3.9	1.5	no	3	Scottsville	8.6	3.1	no	7	Scottsville	4.8	1.6	yes	8	Scottsville	6.6	2.1	no	5	13064	1,2&3 Total to date		Week		310															
Scottsville	3	1.2	yes	4	Turffontein	2.3	1	no	1	Turffontein	4.6	1.6	no	4	Turffontein	3	1.2	no	8	42	Average per week																			
Scottsville	1.5	1	yes	6	Turffontein	8.8	2.2	yes	6	Mauritius	5.2	1	yes	5	Fairview	5.5	2.3	no	6																					
Turffontein	2.9	1.3	yes	3	Mauritius	5.4	1.8	no	1	Scottsville	9.3	2.8	no	4	Mauritius	6.7	1.9	yes	7																					
Mauritius	1.2	1.6	yes	3	Mauritius	2.6	1.1	no	2						Scottsville	5.2	1.7	yes	1																					
Mauritius	2	1.4	no	8	Vaal	2.1	1.1	no	1																															
Vaal	2.3	1.9	yes	2	Kenilworth	3.6	1.9	yes	6																															
Kenilworth	1.4	1	no	3	Scottsville	3.9	1.5	yes	3																															
Kenilworth	3.1	1.7	no	4	Scottsville	2.3	1.4	yes	8																															
Kenilworth	2.7	1	yes	8																																				
Scottsville	3.6	1.6	yes	2																																				
Scottsville	4.7	2.1	no	5																																				
																					15755		1,2,3&4 Total to date																	
																					51		Average per week																	
																					Week		24-08-15 to 30-08-15																	



click <http://horseracingtips.co.za> to go back to Home Page

Selection No. 1					Selection No. 2					Selection No. 3					Selection No. 4					Totals Data		Magic Grid™ Stats Start : September 2010																			
Today's Track	Now Win	Now Place	Same Jock?	FACE	Today's Track	Now Win	Now Place	Same Jock?	FACE	Today's Track	Now Win	Now Place	Same Jock?	FACE	Today's Track	Now Win	Now Place	Same Jock?	FACE	Totals For Week	Sel 1	Sel 1 yes	Sel 1 no	Sel 2	Sel 2 yes	Sel 2 no	Sel 3	Sel 3 yes	Sel 3 no	Sel 4	Sel 4 yes	Sel 4 no									
Kimberley	2.9	1.4	no	1	Kimberley	3.2	1.6	yes	6	Kimberley	3.7	1.6	no	4	Kimberley	2.5	1	no	9	59	22	10	12	19	11	8	11	6	5	7	1	6									
Kimberley	5	1.7	yes	2	Kenilworth	7.5	2.4	no	3	Kimberley	3.3	1.8	yes	7	Scottsville	6	2.2	no	5	1,2&3 Totals For Week																					
Kimberley	1.3	1	no	3	Kenilworth	1.7	1	yes	4	Kimberley	17.2	3.9	no	8	Vaal	9.3	2.5	no	3		52																				
Kenilworth	2.6	1.3	no	7	Scottsville	3.5	1.4	yes	2	Kenilworth	5.6	1.7	yes	2	Fairview	6	2	no	5	13116	1,2&3 Total to date		Week		311																
Kenilworth	3.3	1.6	no	8	Scottsville	1.4	1	no	4	Kenilworth	5	1.8	yes	5	Kenilworth	7.6	2.1	yes	4	42	Average per week																				
Scottsville	1.5	1	yes	1	Scottsville	2.8	1.5	yes	7	Fairview	2.3	1	yes	4	Borrowdale	1.8	1	no	4	15814	1,2,3&4 Total to date																				
Scottsville	1.9	1	yes	3	Vaal	5	1.7	no	1	Fairview	2.6	1.3	no	8	Scottsville	3.4	1.6	no	1	51	Average per week																				
Vaal	2.8	1.4	no	2	Vaal	3.5	1.5	yes	5	Greyville	4	1.8	no	7						Week		31-08-15	to	06-09-15																	
Vaal	1.9	1.4	yes	7	Fairview	6.4	1.8	no	7	Kenilworth	7.1	2.7	yes	6																											
Vaal	4.4	1.8	yes	8	Greyville	3.6	1.9	yes	2	Borrowdale	7.4	2.7	yes	6																											
Fairview	4.8	1.6	yes	2	Greyville	2.5	1.1	yes	4	Scottsville	1.8	1.1	no	5																											
Greyville	2.2	1.4	no	3	Greyville	10.7	2.2	yes	5																																
Greyville	7.7	2.1	yes	6	Kenilworth	6.7	2.1	yes	7																																
Greyville	2.3	1.1	no	8	Mauritius	1.7	1.7	yes	1																																
Kenilworth	2.5	1.6	no	1	Mauritius	12.7	1.8	no	3																																
Kenilworth	7.4	1.7	no	2	Mauritius	2.8	1.5	yes	4																																
Mauritius	1.6	1	yes	2	Mauritius	3.3	1.2	no	8																																
Mauritius	2.7	1.4	no	5	Borrowdale	16.2	2.7	no	1																																
Mauritius	1.5	1	yes	7	Scottsville	2.8	1.7	no	7																																
Borrowdale	3.4	1.4	no	3																																					
Scottsville	1.3	1	yes	3																																					
Scottsville	6.2	1.9	no	8																																					



click <http://horseracingtips.co.za> to go back to Home Page

Selection No. 1					Selection No. 2					Selection No. 3					Selection No. 4					Totals Data		Magic Grid™ Stats Start : September 2010															
Today's Track	Now Win	Now Place	Same Jock?	RACE	Today's Track	Now Win	Now Place	Same Jock?	RACE	Today's Track	Now Win	Now Place	Same Jock?	RACE	Today's Track	Now Win	Now Place	Same Jock?	RACE	Totals For Week	Sel 1	Sel 1 yes	Sel 1 no	Sel 2	Sel 2 yes	Sel 2 no	Sel 3	Sel 3 yes	Sel 3 no	Sel 4	Sel 4 yes	Sel 4 no					
Fairview	1.5	1	no	6	Durbanville	4.3	1.6	no	4	Fairview	3.9	1.8	no	2	Vaal	12.8	2.7	no	1	49	15	5	10	11	4	7	12	3	9	11	3	8					
Fairview	1.8	1	no	7	Vaal	3.1	1.2	no	1	Fairview	3.9	1.5	no	3	Durbanville	1.6	1.1	no	5	1,2&3 Totals For Week																	
Vaal	2.7	1.6	no	2	Fairview	2.5	5.8	no	1	Fairview	7.1	2.5	yes	8	Durbanville	6.9	2.8	no	8	38																	
Vaal	1.1	1	yes	2	Fairview	2.6	1.1	no	6	Vaal	6.9	2.8	no	5	Fairview	11.8	3.7	no	5	13154 1,2&3 Total to date		Week 312															
Vaal	4.8	2.1	no	6	Greyville	6.3	1.9	yes	7	Vaal	2.5	1.1	no	7	Turffontein	5	1.9	no	1	42 Average per week																	
Fairview	1.8	1.2	yes	7	Mauritius	2.4	1.2	yes	1	Durbanville	4.8	1.3	no	2	Turffontein	3.2	1.7	yes	4	15863 1,2,3&4 Total to date																	
Greyville	3.5	1.4	yes	1	Mauritius	5.7	1.9	yes	3	Vaal	1.7	1.1	no	4	Turffontein	4.2	2	no	6	51 Average per week																	
Mauritius	2.3	1.6	yes	4	Mauritius	9.3	2.3	yes	5	Fairview	3.4	0	no	2	Turffontein	2.3	1.9	yes	7	Week 07-09-15 to 13-09-15																	
Mauritius	3.9	3.3	no	7	Turffontein	2.7	1.3	no	3	Turffontein	3.6	2	yes	11	Durbanville	5.8	1.9	no	1																		
Turffontein	1.3	1	no	2	Scottsville	2.4	1	no	4	Durbanville	7	3.2	no	7	Scottsville	2.5	1.3	yes	2																		
Durbanville	2.3	1.5	no	2	Scottsville	2.6	1.6	no	6	Scottsville	1.5	1.2	yes	5	Scottsville	4.4	1.5	no	3																		
Durbanville	3.1	1.6	no	4						Scottsville	2.3	1.5	no	7																							
Turffontein	2	1.2	no	8																																	
Turffontein	4.5	1.9	yes	9																																	
Durbanville	3	1.5	no	6																																	





click <http://horseracingtips.co.za> to go back to Home Page


Selection No. 1					Selection No. 2					Selection No. 3					Selection No. 4					Totals Data												
Track	Now Win	Now Place	Same Jock?	FACE	Track	Now Win	Now Place	Same Jock?	FACE	Track	Now Win	Now Place	Same Jock?	FACE	Track	Now Win	Now Place	Same Jock?	FACE	Totals For Week	Sel 1	Sel 1	Sel 1	Sel 2	Sel 2	Sel 2	Sel 3	Sel 3	Sel 3	Sel 4	Sel 4	Sel 4
Kimberley	2.1	1	yes	3	Kimberley	4.3	2.1	no	4	Greyville	4.6	1.7	no	2	Kimberley	7.9	2.5	yes	1	52	17	12	5	16	10	6	11	3	8	8	2	6
Kimberley	1.9	1.6	yes	5	Vaal	3.1	1.7	no	4	Greyville	3.2	1.3	no	7	Vaal	1.9	1.2	no	10	1,2&3 Totals For Week												
Vaal	1.3	1.1	yes	2	Vaal	1.9	1.4	yes	9	Greyville	1.7	1	no	8	Greyville	4.2	1.2	no	6	44												
Vaal	3.9	1.4	yes	6	Greyville	4.9	1.3	yes	3	Vaal	1.7	1.4	no	1	Vaal	4.4	1.9	no	3	13198 1,2&3 Total to date												
Greyville	2.2	1	yes	4	Vaal	5	1.8	no	6	Vaal	10.4	2.6	yes	4	Vaal	4.9	1.7	no	5	Week 313												
Vaal	3.9	1.4	no	8	Fairview	2.3	1.5	yes	2	Mauritius	3.7	1.7	yes	3	Turffontein	4	2	no	7	42 Average per week												
Fairview	2.6	1.5	yes	3	Greyville	2.3	1.4	no	7	Mauritius	3.4	5.3	no	5	Borrowdale	6.6	1.3	yes	3	15915 1,2,3&4 Total to date												
Fairview	7.7	3.1	no	8	Mauritius	6.7	2.8	yes	1	Turffontein	1.6	1	yes	5	Borrowdale	4.9	1.7	no	5	51 Average per week												
Greyville	2.1	1.3	yes	1	Mauritius	8.3	5	yes	8	Turffontein	6.6	1.3	no	8						Week 14-09-15 to 20-09-15												
Greyville	3.2	1.5	no	6	Turffontein	14.5	2.8	yes	2	Borrowdale	2	1.3	no	6																		
Greyville	10.9	2.6	yes	8	Durbanville	5.3	1.9	yes	1	Greyville	6.7	2.1	no	8																		
Mauritius	5	2.6	no	7	Durbanville	2.7	1.3	yes	3																							
Turffontein	2.4	2	no	1	Durbanville	2.6	1.1	no	5																							
Durbanville	1.8	0	yes	2	Greyville	6.3	2	yes	1																							
Durbanville	1.7	1	yes	4	Greyville	8.6	2.6	no	6																							
Durbanville	1.6	1.3	yes	6	Greyville	1.9	1.4	yes	7																							
Greyville	1.3	1	yes	3																												




click <http://horseracingtips.co.za> to go back to Home Page

Selection No. 1					Selection No. 2					Selection No. 3					Selection No. 4					Totals Data																	
Track	Now Win	Now Place	Now Same Jock?	RACE	Track	Now Win	Now Place	Now Same Jock?	RACE	Track	Now Win	Now Place	Now Same Jock?	RACE	Track	Now Win	Now Place	Now Same Jock?	RACE	Totals For Week	Sel 1 yes	Sel 1 no	Sel 2 yes	Sel 2 no	Sel 3 yes	Sel 3 no	Sel 4 yes	Sel 4 no									
Kimberley	1.7	1	no	7	Kimberley	6.4	2.5	no	1	Kimberley	4.3	0	no	3	Vaal	6.8	2.6	no	6	62	19	8	11	15	7	8	15	5	10	13	5	8					
Vaal	2.2	1.3	no	1	Kimberley	2	1	yes	2	Kimberley	6.8	2	no	6	Vaal	4.8	1.8	yes	6	<div style="border: 1px solid black; padding: 5px; background-color: #e0f0ff;"> 1,2&3 Totals For Week 49 </div>	13247		1,2&3 Total to date		Week 314												
Vaal	7.4	1.8	yes	4	Kimberley	2.5	1.1	no	5	Kimberley	3.8	1.5	no	8	Vaal	9.2	2.3	no	10		42		Average per week														
Vaal	3.7	1.4	yes	7	Durbanville	2	1.1	no	1	Vaal	4.8	1.6	yes	2	Fairview	2.7	1.2	yes	7		15977		1,2,3&4 Total to date														
Durbanville	9.2	2.3	no	4	Durbanville	2.7	1.1	yes	6	Vaal	5.2	2.5	no	5	Greyville	3.3	1.4	no	5		51		Average per week														
Vaal	4.4	1.4	yes	1	Durbanville	3.7	1.8	yes	8	Durbanville	13	3.4	no	2	Greyville	3.3	1.8	no	6		Week		21-09-15 to 27-09-15														
Fairview	4.1	1.5	no	2	Vaal	14.2	3.8	no	8	Durbanville	3	1.1	yes	7	Vaal	3.2	1.1	yes	4		 <p>click http://horseracingtips.co.za to go back to Home Page</p>																
Greyville	2.3	1.3	no	1	Vaal	2.6	1	no	9	Vaal	8.3	2.2	no	4	Vaal	7.2	2.3	no	7																		
Greyville	2.7	1	no	3	Fairview	13.6	2.6	no	4	Fairview	4.3	2.5	no	6	Durbanville	2.8	1.3	yes	4																		
Greyville	2.8	1.1	yes	4	Mauritius	1.5	1.2	no	1	Mauritius	3.2	2	no	4	Durbanville	4.8	1.9	no	5																		
Greyville	1.4	1.1	no	8	Mauritius	6.3	2.3	yes	6	Vaal	6.4	2.2	no	6	Durbanville	3.7	1.1	yes	7																		
Mauritius	2	1.3	no	2	Vaal	3.4	1.9	yes	9	Vaal	9	2.8	yes	10	Durbanville	3.7	1.1	yes	7																		
Mauritius	1.7	1	yes	3	Durbanville	1.8	1	yes	2	Scottsville	6.1	2.9	yes	2	Scottsville	7.2	2.5	no	3																		
Mauritius	2	4.3	yes	5	Durbanville	3.4	1.8	yes	3	Scottsville	5.5	1.6	no	5																							
Mauritius	3.7	2.5	no	7	Scottsville	11.1	6	no	6	Scottsville	7	2.3	yes	7																							
Vaal	6.4	2.1	no	5																																	
Durbanville	2.2	1.4	yes	6																																	
Scottsville	2.2	1.3	yes	4																																	
Scottsville	3.8	1.4	no	8																																	

Selection No. 1					Selection No. 2					Selection No. 3					Selection No. 4					Totals Data												
Track	Now Win	Now Place	Now Same Jock?	FACE	Track	Now Win	Now Place	Now Same Jock?	FACE	Track	Now Win	Now Place	Now Same Jock?	FACE	Track	Now Win	Now Place	Now Same Jock?	FACE	Totals For Week	Sel 1 yes	Sel 1 no	Sel 2 yes	Sel 2 no	Sel 3 yes	Sel 3 no	Sel 4 yes	Sel 4 no				
Kimberley	2.7	1	yes	8	Kimberley	3.4	1.5	no	3	Kimberley	3.8	1.9	no	1	Vaal	5.9	2.2	yes	7	61	16	8	8	21	11	10	17	7	10	7	4	3
Vaal	2.9	2.4	no	4	Kimberley	5.7	2.1	no	5	Kimberley	9.7	2.4	no	6	Vaal	10.8	2.8	yes	2	1,2&3 Totals For Week												
Vaal	3.6	1.6	no	6	Vaal	3.7	1.4	yes	2	Vaal	7.1	1.8	no	1	Vaal	4	1.5	no	3	54												
Durbanville	7.4	2.6	yes	7	Durbanville	4.4	1.5	yes	7	Vaal	5.9	1.6	yes	3	Vaal	2.2	1.3	no	8	13301 1,2&3 Total to date Week 315												
Fairview	2.3	0	yes	2	Durbanville	5.3	2.6	yes	4	Vaal	11.7	3.5	no	5	Greyville	1.8	1.1	yes	8	42 Average per week												
Greyville	2.7	1.3	no	1	Vaal	2.7	1.4	no	1	Durbanville	3.6	1.9	no	3	Turffontein	5	1.8	no	2	16038 1,2,3&4 Total to date												
Greyville	1.8	1	no	3	Vaal	2.8	1.5	yes	5	Fairview	2	1.4	yes	1	Borrowdale	3.9	2.1	yes	5	51 Average per week												
Greyville	2	1	yes	4	Vaal	3	1.6	yes	6	Fairview	6	2.3	no	3						Week 28-09-15 to 04-10-15												
Mauritius	8.6	2.5	no	1	Vaal	6.5	2	no	7	Fairview	6.1	2	no	4						 <p>click http://horseracingtips.co.za to go back to Home Page</p>												
Mauritius	1.2	1.1	yes	2	Fairview	3.3	1.7	no	7	Turffontein	5.2	1.2	yes	3																		
Mauritius	1.5	1.3	no	5	Greyville	11.3	2.6	no	2	Turffontein	3.7	1.2	no	5																		
Durbanville	6	2.1	no	3	Greyville	7	1.6	no	7	Durbanville	6.4	2.1	yes	1																		
Turffontein	1.9	1.1	yes	6	Mauritius	3.6	2.9	yes	6	Durbanville	3.6	2.2	no	2																		
Turffontein	2.2	1.2	yes	8	Mauritius	2.7	1	yes	7	Turffontein	2.4	1.2	no	10																		
Durbanville	1.3	1	yes	6	Mauritius	2.5	1.7	no	8	Durbanville	4.4	1.4	yes	4																		
Scottsville	2.5	1.1	no	1	Turffontein	3.1	1.8	yes	7	Borrowdale	6.6	2.8	yes	4																		
					Turffontein	5.5	1.9	yes	9	Borrowdale	8.5	2.2	yes	7																		
					Durbanville	1.7	1	yes	7																							
					Scottsville	4.8	2.8	no	3																							
					Scottsville	1.7	1.1	yes	8																							
					Borrowdale	10.3	1.7	no	3																							

Selection No. 1					Selection No. 2					Selection No. 3					Selection No. 4					Totals Data										Magic Grid™ Stats Start : September 2010									
Today's Track	Now Win	Now Place	Now Same Jock?	FACE	Today's Track	Now Win	Now Place	Now Same Jock?	FACE	Today's Track	Now Win	Now Place	Now Same Jock?	FACE	Today's Track	Now Win	Now Place	Now Same Jock?	FACE	Totals For Week	Sel 1 yes	Sel 1 no	Sel 2 yes	Sel 2 no	Sel 3 yes	Sel 3 no	Sel 4 yes	Sel 4 no											
Fairview	2	1	yes	2	Vaal	5	1.9	no	7	Fairview	4.5	1.6	no	5	Fairview	16.3	3.8	no	8	61	21	9	12	16	8	8	16	8	8	8	2	6							
Fairview	4.5	1.9	no	6	Durbanville	3.8	1.2	yes	4	Fairview	14.8	4.5	yes	7	Vaal	6.4	1.7	no	1	1,2&3 Totals For Week																			
Vaal	2.4	1.3	no	1	Durbanville	2.7	1.7	yes	6	Vaal	6.5	1.7	no	2	Fairview	11.9	3.9	no	5	53																			
Vaal	4.4	1.3	yes	3	Vaal	3.6	1.8	yes	6	Vaal	6.7	1.8	yes	10	Fairview	7	2.8	no	8	13354 1,2&3 Total to date																			
Durbanville	1.6	1.5	no	3	Fairview	6.5	1.9	no	4	Durbanville	12	2.6	no	1	Greyville	4.4	2.4	yes	1	42 Average per week																			
Durbanville	7	2.3	no	5	Fairview	4	1	no	6	Vaal	11.3	3	no	5	Mauritius	4.6	1.6	no	3	16099 1,2,3&4 Total to date																			
Durbanville	11.9	2.7	no	7	Greyville	23.9	3.2	no	5	Vaal	2.3	1.4	yes	8	Mauritius	6.1	1.8	yes	6	51 Average per week																			
Durbanville	7.6	2.5	yes	8	Greyville	2.7	1.1	no	4	Mauritius	4	1.4	yes	4	Durbanville	4.4	1.7	no	5	Week 05-10-15 to 11-10-15																			
Vaal	3.2	1.9	no	2	Mauritius	2.2	1.6	yes	5	Turffontein	7.4	1.9	no	1																									
Vaal	3	1.1	no	3	Turffontein	2.5	1.3	no	2	Turffontein	3.3	2	yes	5	click http://horseracingtips.co.za to go back to Home Page																								
Vaal	3.1	1.2	yes	4	Turffontein	8.1	2	yes	6	Durbanville	5.2	2.6	yes	2																									
Fairview	9	2.1	no	2	Durbanville	2.6	1.5	yes	6	Durbanville	2.6	1	yes	3																									
Fairview	1.9	1.5	no	3	Scottsville	4.1	1.7	no	1	Durbanville	5	1.4	no	4																									
Greyville	3.1	1.2	yes	2	Scottsville	2.5	1	no	2	Turffontein	10.4	2.8	no	9																									
Greyville	2.9	1.4	yes	5	Scottsville	2.4	1.2	yes	5	Scottsville	4.2	1.6	yes	4																									
Greyville	2.4	1.8	yes	6	Scottsville	7.4	2.4	yes	7	Scottsville	7.7	2.8	no	8																									
Mauritius	3.4	1.2	no	1																																			
Mauritius	2.1	1	yes	7																																			
Turffontein	6.8	2.7	no	8																																			
Durbanville	2.5	1.6	no	8																																			
Scottsville	2.6	1.2	yes	3																																			

Selection No. 1					Selection No. 2					Selection No. 3					Selection No. 4					Totals Data										Magic Grid™ Stats Start : September 2010									
Today's Track	Now Win	Now Place	Same Jock?	FACED	Today's Track	Now Win	Now Place	Same Jock?	FACED	Today's Track	Now Win	Now Place	Same Jock?	FACED	Today's Track	Now Win	Now Place	Same Jock?	FACED	Totals For Week	Sel 1 yes	Sel 1 no	Sel 2 yes	Sel 2 no	Sel 3 yes	Sel 3 no	Sel 4 yes	Sel 4 no											
Kimberley	2.6	1.1	yes	6	Kimberley	15.2	3.5	yes	5	Kimberley	2.4	1.1	yes	2	Kimberley	4.7	1.7	yes	9	68	13	6	7	18	7	11	18	6	12	19	5	14							
Vaal	3.1	1.8	no	3	Vaal	1.3	1	yes	2	Kimberley	6.2	2	yes	4	Vaal	4.7	1.9	no	5	1,2&3 Totals For Week 49																			
Vaal	4.1	1.6	no	7	Greyville	4.1	1.2	no	1	Vaal	3.4	1.4	no	6	Vaal	6.2	3.4	yes	8																				
Turffontein	1.6	1.1	no	3	Greyville	3.8	2.1	no	2	Greyville	1.5	1.2	no	3	Greyville	3.4	1.2	no	6	13403 1,2&3 Total to date Week 317 42 Average per week																			
Fairview	3.1	1.3	yes	3	Greyville	1.3	1	yes	5	Turffontein	3.9	1.4	no	1	Turffontein	3.3	1.6	no	2																				
Greyville	7.8	2.8	no	6	Fairview	1.7	0	no	2	Turffontein	6.9	2.2	no	4	Turffontein	2.3	1.7	no	8	16167 1,2,3&4 Total to date 51 Average per week																			
Greyville	1	1.2	yes	9	Greyville	3.4	2.1	yes	4	Fairview	4.8	1.9	yes	8	Turffontein	3.1	1.2	no	9																				
Turffontein	2.7	1.2	no	3	Mauritius	2.8	1.1	no	2	Greyville	3.9	1.3	no	2	Greyville	13.9	2.9	no	1	Week 12-10-15 to 18-10-15																			
Turffontein	3.2	1.3	yes	4	Mauritius	1.5	1.1	yes	5	Greyville	6.2	2	yes	3	Greyville	12.2	4.5	no	5																				
Durbanville	3.4	1	no	3	Mauritius	1.6	1.1	yes	7	Greyville	3.1	1.3	no	7	Greyville	14.6	4.1	no	9	 click http://horseracingtips.co.za to go back to Home Page																			
Scottsville	1.2	1	yes	1	Turffontein	13.9	2.6	no	1	Greyville	4.6	1.6	no	8	Mauritius	4	3.3	no	4																				
Scottsville	4.1	2.1	no	5	Turffontein	6.1	1.9	no	2	Turffontein	2.5	1.7	no	5	Mauritius	10.6	6.9	no	6	51 Average per week																			
Borrowdale	2.5	1.6	yes	5	Turffontein	1.9	2	yes	7	Turffontein	3.3	1.4	yes	6	Mauritius	6.4	2	no	8																				
					Durbanville	2	1.2	no	1	Durbanville	2.2	1.8	yes	5	Durbanville	2.6	1	no	2																				
					Turffontein	8.7	2.2	no	9	Durbanville	2.4	1.6	no	8	Durbanville	5.6	1.5	yes	4																				
					Durbanville	2.8	1.8	no	6	Scottsville	2.6	1.5	no	8	Scottsville	4.4	1.7	no	4																				
					Durbanville	16.8	3.3	no	7	Borrowdale	2.1	1	no	3	Borrowdale	8.2	2.2	yes	2																				
					Scottsville	3.7	1.4	no	3	Borrowdale	4.5	1.8	no	6	Borrowdale	5.7	2.2	yes	4																				
										Borrowdale	2.1	1.2	no	7	Borrowdale	2.1	1.2	no	7																				

Selection No. 1					Selection No. 2					Selection No. 3					Selection No. 4					Totals Data		Magic Grid™ Stats Start : September 2010																	
Today's Track	Now Win	Now Place	Same Jock?	FAOR	Today's Track	Now Win	Now Place	Same Jock?	FAOR	Today's Track	Now Win	Now Place	Same Jock?	FAOR	Today's Track	Now Win	Now Place	Same Jock?	FAOR	Totals For Week	Sel 1 yes	Sel 1 no	Sel 2 yes	Sel 2 no	Sel 3 yes	Sel 3 no	Sel 4 yes	Sel 4 no											
Vaal	2.9	1.1	no	1	Kimberley	4.4	1.5	no	3	Kimberley	11.6	2.6	no	1	Kimberley	4.3	1.3	no	6	56	10	5	5	17	8	9	18	9	9	11	4	7							
Vaal	2.8	1.2	yes	3	Kimberley	2	1.1	yes	4	Kimberley	5.4	1.7	no	7	Durbanville	3.1	1.4	no	1	1,2&3 Totals For Week																			
Durbanville	1.6	1	yes	4	Kimberley	7.6	2.7	no	5	Kimberley	3.8	1.2	yes	9	Durbanville	4.8	1.8	no	7	45																			
Fairview	2.5	1.8	yes	7	Vaal	2.8	1.5	yes	7	Vaal	3.5	1.5	yes	4	Durbanville	3.3	1.5	no	8	13448	1,2&3 Total to date		Week		318														
Greyville	3.4	1.4	no	2	Vaal	1.9	1.5	yes	7	Durbanville	4.9	1.7	yes	3	Vaal	6.3	1.6	no	1	42	Average per week																		
Greyville	1.2	1	no	4	Fairview	2.8	1.6	yes	1	Durbanville	3.1	1.6	yes	5	Vaal	3.6	1.3	yes	2																				
Greyville	2.3	1.1	no	9	Fairview	2.9	1.8	yes	6	Durbanville	2.9	1.4	no	6	Mauritius	2.6	1.3	no	3	16223	1,2,3&4 Total to date																		
Turffontein	3.3	1.7	yes	1	Greyville	8	2.5	no	1	Vaal	5.9	1.8	no	5	Mauritius	3.3	2.1	yes	5	51	Average per week																		
Kenilworth	4.8	1.5	no	2	Greyville	3.7	2.1	no	5	Vaal	2.7	1.2	no	8	Mauritius	3.9	2.4	yes	6																				
Fairview	3.3	1.4	yes	5	Greyville	4.5	1.6	no	6	Fairview	3.7	1.4	yes	3	Turffontein	7.1	2	no	9																				
					Turffontein	3.3	1.6	no	2	Fairview	4.4	1.9	yes	8	Kenilworth	3.5	1.6	yes	3																				
					Turffontein	7.3	1.8	yes	3	Greyville	3.1	1.5	no	8																									
					Kenilworth	4.3	1.6	no	5	Mauritius	10.6	3.6	no	2																									
					Fairview	4	1.7	no	3	Mauritius	3.4	1.3	yes	4																									
					Fairview	3.4	1.5	yes	6	Turffontein	4	1.9	no	5																									
					Fairview	14.5	4.2	yes	7	Turffontein	4	2	yes	7																									
					Fairview	2.8	1.4	no	9	Kenilworth	1.9	1.2	no	1																									
										Kenilworth	17.6	3.8	yes	9																									
																				Week		19-10-15		to		25-10-15													



click <http://horseracingtips.co.za> to go back to Home Page

Selection No. 1					Selection No. 2					Selection No. 3					Selection No. 4					Totals Data										Magic Grid™ Stats Start : September 2010									
Track	Now Win	Now Place	Now Same	Jock?	FACE	Track	Now Win	Now Place	Now Same	Jock?	FACE	Track	Now Win	Now Place	Now Same	Jock?	FACE	Track	Now Win	Now Place	Now Same	Jock?	FACE	Totals For Week	Sel 1	Sel 1	Sel 1	Sel 2	Sel 2	Sel 2	Sel 3	Sel 3	Sel 3	Sel 4	Sel 4	Sel 4			
Kimberley	1.7	1	no		4	Kimberley	1.9	1.4	yes		2	Kimberley	2.3	1.5	no		3	Kimberley	3.7	1.6	yes		7	61	26	12	14	19	12	7	6	3	3	10	6	4			
Kimberley	2.7	1.4	yes		5	Kenilworth	6.6	2.6	no		2	Vaal	12	3.5	no		8	Vaal	3.7	1.6	no		4	1,2&3 Totals For Week															
Kimberley	3.5	1.3	yes		9	Kenilworth	3.2	1.2	yes		4	Kenilworth	2.3	1.4	yes		7	Vaal	3.1	1.1	yes		2	51															
Vaal	5.8	1.7	no		2	Kenilworth	2.1	1.1	yes		5	Kenilworth	11.5	3.3	no		8	Fairview	3.3	1.5	no		5	13499	1,2&3 Total to date										Week	319			
Vaal	3	1.7	no		6	Kenilworth	3.9	1.2	yes		6	Mauritius	2.2	1.2	yes		3	Greyville	3.1	1.7	no		2	42	Average per week														
Vaal	1.5	1	yes		9	Vaal	4.6	1.7	yes		4	Turffontein	2.3	1.2	yes		5	Mauritius	12.4	2.2	yes		2	16284	1,2,3&4 Total to date														
Vaal	3.5	1.7	yes		10	Fairview	4.5	1.6	yes		1	Turffontein						Turffontein	3.5	1.6	yes		9	51	Average per week														
Kenilworth	2.5	1.1	no		3	Greyville	5.7	1.8	no		8	Borrowdale						Borrowdale	2.4	1.3	no		1	Week 26-10-15 to 01-11-15															
Vaal	2.8	1.4	no		1	Turffontein	4.9	1.5	yes		2	Borrowdale	3.2	1.5	yes		2	Greyville	3.2	1.5	yes		2																
Vaal	2	1	no		3	Turffontein	2.8	1	yes		6	Greyville	10	2.3	yes		8																						
Vaal	4.2	1.6	no		6	Kenilworth	5.3	1	no		3																												
Fairview	4.2	1.7	yes		3	Kenilworth	6.9	2.1	no		4																												
Fairview	3.9	1.1	no		7	Kenilworth	5.3	1.7	no		7																												
Greyville	3.7	1.1	yes		1	Turffontein	8	2.8	no		7																												
Greyville	1.9	1.1	no		4	Greyville	2.4	1	yes		2																												
Greyville	4.2	1	no		5	Greyville	5.1	1.7	yes		5																												
Greyville	4.5	1.4	yes		7	Borrowdale	1.9	2	yes		3																												
Mauritius	5	1.8	yes		6	Greyville	3.4	1.9	no		7																												
Mauritius	5.4	2.8	no		7	Borrowdale	3.3	1.1	yes		7																												
Kenilworth	4	1.7	yes		5																																		
Kenilworth	3.8	1.7	no		6																																		
Greyville	2	1.3	yes		1																																		
Greyville	3.2	1.6	yes		3																																		
Greyville	2.4	1.2	no		4																																		
Greyville	2.1	1.1	no		6																																		
Borrowdale	2.5	1.2	yes		6																																		



click <http://horseracingtips.co.za> to go back to Home Page

Selection No. 1				Selection No. 2				Selection No. 3				Selection No. 4				Totals Data		Magic Grid™ Stats Start : September 2010														
Today's Track	Now Win	Now Place	Same Jock?	FAOR	Today's Track	Now Win	Now Place	Same Jock?	FAOR	Today's Track	Now Win	Now Place	Same Jock?	FAOR	Today's Track	Now Win	Now Place	Same Jock?	FAOR	Totals For Week	Sel 1	Sel 1	Sel 1	Sel 2	Sel 2	Sel 2	Sel 3	Sel 3	Sel 3	Sel 4	Sel 4	Sel 4
Fairview	3.1	1.4	no	4	Fairview	9	2.8	no	5	Fairview	3.1	1.6	no	7	Fairview	9.5	2.2	no	1	52	15	7	8	16	8	8	9	2	7	12	7	5
Kenilworth	2.3	1	yes	8	Kenilworth	2.3	1.5	yes	6	Kenilworth	3.5	1.6	yes	5	Fairview	5.6	1.7	no	2	1,2&3 Totals For Week	40	13539	1,2&3 Total to date	Week	320							
Turffontein	1.5	1.1	no	1	Turffontein	1.4	1	yes	2	Turffontein	4.9	2.7	no	6	Fairview	2.7	1.6	no	8													
Turffontein	1.7	1	no	3	Greyville	2.9	1.2	yes	2	Turffontein	2.8	1.6	yes	8	Kenilworth	2.9	1.5	no	2	42	Average per week	16336	1,2,3&4 Total to date	51	Average per week							
Turffontein	1.4	1.2	no	5	Greyville	3.8	1.5	yes	6	Fairview	7.3	3.3	no	7	Kenilworth	5.1	1.6	yes	3	Week	02-11-15	to	08-11-15									
Turffontein	1.6	1	yes	6	Greyville	2.1	1.2	no	9	Greyville	1.2	1	no	3	Turffontein	1.9	1	yes	1													
Turffontein	3.1	1.4	yes	8	Turffontein	3.3	1.3	yes	4	Mauritius	5.2	1.7	no	4	Turffontein	3.8	1.6	yes	4													
Fairview	3.4	1.2	yes	4	Fairview	1.9	1.2	yes	2	Mauritius	2.7	1.5	no	8	Greyville	8.2	2.4	yes	1													
Fairview	6.2	2.6	no	8	Greyville	2.9	2.7	no	2	Greyville	5.6	1.7	no	1	Fairview	1.6	1.1	no	1													
Greyville	11.3	4.9	no	1	Greyville	5.4	1.5	no	8						Mauritius	10	2	yes	2													
Greyville	2.3	1	yes	5	Mauritius	2.1	1.5	no	6						Mauritius	5.6	1.4	yes	3													
Greyville	5.4	2.1	no	6	Mauritius	4	1.1	no	7																							
Greyville	7.9	2	yes	7	Greyville	8.5	2.5	no	3																							
Mauritius	4.2	1.6	yes	5	Greyville	1.9	1	yes	6																							
Greyville	1.3	1	no	2	Greyville	2.1	1.3	yes	7																							
					Greyville	2.7	1.7	no	8																							



click <http://horseracingtips.co.za> to go back to Home Page

Selection No. 1					Selection No. 2					Selection No. 3					Selection No. 4					Totals Data																	
Track	Now Win	Now Place	Same Jock?	FAOR	Track	Now Win	Now Place	Same Jock?	FAOR	Track	Now Win	Now Place	Same Jock?	FAOR	Track	Now Win	Now Place	Same Jock?	FAOR	Totals For Week	Sel 1 yes	Sel 1 no	Sel 2 yes	Sel 2 no	Sel 3 yes	Sel 3 no	Sel 4 yes	Sel 4 no									
Kimberley	3	1.3	yes	3	Turffontein	5.1	1.1	no	7	Kimberley	6.6	2.9	no	8	Kimberley	3.7	1.4	yes	6	57	19	8	11	13	5	8	14	6	8	11	3	8					
Greyville	2.6	1.6	no	5	Kenilworth	6.1	1.9	yes	2	Greyville	3	1.1	yes	4	Fairview	2.8	1.4	no	6	1,2&3 Totals For Week																	
Greyville	1.3	1	yes	8	Kenilworth	3	2.2	no	6	Kenilworth	5.8	1.9	no	3	Mauritius	7.8	2.2	yes	2	46																	
Turffontein	1.2	1	no	1	Turffontein	2.4	1.9	yes	2	Turffontein	3.8	1.1	no	4	Turffontein	9.2	2.7	no	4	13585	1,2&3 Total to date												Week	321			
Kenilworth	2.9	1.6	no	1	Fairview	3.9	2.1	no	3	Fairview	7	2.3	no	1	Turffontein	3.6	1.5	no	5	42	Average per week																
Kenilworth	3.2	1.8	no	5	Greyville	3.6	1.8	no	4	Fairview	3.5	1	no	4	Kenilworth	13.2	3	no	7																		
Kenilworth	2.5	1.2	yes	8	Greyville	2.3	1	no	8	Fairview	3.4	1.7	yes	9	Greyville	4.2	2.3	yes	1																		
Turffontein	1.4	1.2	no	1	Mauritius	3.5	2.2	yes	4	Mauritius	2.7	1.7	no	1	Greyville	6.3	1.7	no	4	16393	1,2,3&4 Total to date																
Turffontein	4.6	2.2	no	3	Turffontein	3	1.5	no	1	Mauritius	5.3	1.7	yes	6	Greyville	14.7	3.5	no	5	51	Average per week																
Turffontein	1.2	1	no	5	Turffontein	3.6	1.1	yes	6	Mauritius	3.9	2.5	yes	7	Greyville	2.9	1.5	no	7																		
Turffontein	2	1.1	yes	6	Turffontein	5.7	2.1	no	7	Kenilworth	2.9	1.2	no	4	Greyville	6.9	1.9	no	8																		
Fairview	14.3	4.1	no	8	Borrowdale	1.8	1.9	no	2	Turffontein	6.2	1.8	no	9																							
Greyville	2.3	1.7	no	1	Borrowdale	5.2	2.4	yes	5	Borrowdale	2.1	1	yes	4																							
Greyville	2.7	1	yes	6						Greyville	3.3	1.5	yes	2																							
Mauritius	1.6	1.2	yes	5																																	
Kenilworth	2.2	1.1	no	8																																	
Borrowdale	5.7	1.4	yes	1																																	
Borrowdale	5.3	1.4	no	7																																	
Greyville	1	1.1	yes	1																																	



click <http://horseracingtips.co.za> to go back to Home Page

Selection No. 1					Selection No. 2					Selection No. 3					Selection No. 4					Totals Data		Magic Grid™ Stats Start : September 2010														
Track	Now Win	Now Place	Now Same Jock?	FACE	Track	Now Win	Now Place	Now Same Jock?	FACE	Track	Now Win	Now Place	Now Same Jock?	FACE	Track	Now Win	Now Place	Now Same Jock?	FACE	Totals For Week	Sel 1 yes	Sel 1 no	Sel 2 yes	Sel 2 no	Sel 3 yes	Sel 3 no	Sel 4 yes	Sel 4 no								
Kimberley	4.2	1.4	yes	3	Vaal	2.1	1	yes	3	Kenilworth	2.8	1.3	no	6	Kimberley	3.1	1.3	yes	2	52	25	13	12	13	6	7	6	3	3	8	3	5				
Kimberley	3.1	1.3	yes	10	Vaal	2.3	1	yes	4	Turffontein	4.4	1.8	yes	1	Kenilworth	9.4	2.2	yes	4	1,2&3 Totals For Week																
Kenilworth	1.5	1.1	yes	1	Vaal	4.9	2.8	yes	7	Turffontein	2.8	1.6	yes	2	Kenilworth	3.5	1.2	yes	5	44																
Kenilworth	6.9	2.8	no	3	Turffontein	2.9	1.4	no	8	Turffontein	7.9	2.6	no	9	Fairview	2.8	1.6	no	2	13629	1,2&3 Total to date		Week 322													
Kenilworth	4.2	1.6	yes	7	Fairview	3.3	1.2	yes	6	Kenilworth	4.2	1.4	yes	8	Fairview	4	1.7	no	4	42	Average per week															
Kenilworth	3.8	1.8	yes	8	Greyville	1.6	1	no	1	Greyville	1.6	1.2	no	1	Greyville	5.6	1.9	no	3	16445	1,2,3&4 Total to date															
Turffontein	2.3	1	no	3	Greyville	4.3	1.9	yes	4	Kenilworth	6.1	2.1	no	6	Kenilworth	6.1	2.1	no	6	51	Average per week															
Turffontein	3.7	1.5	no	4	Greyville	3.8	1.7	no	6	Greyville	3.5	1.5	no	8	Greyville	3.5	1.5	no	8																	
Turffontein	4.2	1.8	yes	5	Mauritius	4.4	1.7	no	2																											
Fairview	2.3	1.3	no	3	Vaal	5.1	1.7	no	2																											
Fairview	1.8	1.1	yes	5	Vaal	6.3	2.4	no	3																											
Greyville	6	1.9	yes	2	Kenilworth	3.4	1.6	yes	3																											
Greyville	1.6	1.1	no	7	Greyville	3.3	2	no	7																											
Greyville	5.4	2.4	yes	8																																
Mauritius	1.7	1	yes	4																																
Mauritius	3.4	0	no	6																																
Kenilworth	1.4	1	yes	1																																
Mauritius	3.4	1.6	yes	7																																
Vaal	6.8	2.5	yes	5																																
Mauritius	5.8	2.1	no	8																																
Kenilworth	6.3	1.8	no	5																																
Kenilworth	19.1	4.6	no	7																																
Greyville	2	1	no	2																																
Greyville	1.7	1	no	4																																
Greyville	1.4	0	no	5																																



click <http://horseracingtips.co.za> to go back to Home Page

Selection No. 1					Selection No. 2					Selection No. 3					Selection No. 4					Totals Data		Magic Grid™ Stats Start : September 2010														
Today's Track	Now Win	Now Place	Same Jock?	FACE	Today's Track	Now Win	Now Place	Same Jock?	FACE	Today's Track	Now Win	Now Place	Same Jock?	FACE	Today's Track	Now Win	Now Place	Same Jock?	FACE	Totals For Week	Sel 1	Sel 1 yes	Sel 1 no	Sel 2	Sel 2 yes	Sel 2 no	Sel 3	Sel 3 yes	Sel 3 no	Sel 4	Sel 4 yes	Sel 4 no				
Fairview	3	1.8	yes	1	Turffontein	2.4	1.2	no	1	Fairview	5.1	1.6	no	6	Fairview	9.7	2.6	no	7	67	19	11	8	18	7	11	18	5	13	12	6	6				
Fairview	2.4	1	no	3	Kenilworth	5.8	1.4	yes	5	Fairview	3.5	1.8	no	8	Turffontein	10	2.9	no	4	1,2&3 Totals For Week		55		13684		1,2&3 Total to date		Week 323								
Turffontein	1.7	1.2	yes	2	Kenilworth	2.7	1.1	no	8	Turffontein	2.5	1.2	no	3	Kenilworth	6.5	1.7	yes	6	42		Average per week														
Kenilworth	5.4	1.9	no	1	Vaal	2.6	1.1	no	1	Kenilworth	3.7	1.8	no	3	Greyville	2.8	1.1	yes	5	16512		1,2,3&4 Total to date														
Kenilworth	3.5	1.2	yes	2	Vaal	3.1	1.3	no	2	Kenilworth	2.1	1.4	no	9	Greyville	4	1.6	no	7	51		Average per week														
Kenilworth	5.7	2	yes	4	Vaal	2.5	1.9	yes	7	Vaal	6.5	1.7	yes	3	Mauritius	7.4	1.5	yes	3	Week 23-11-15 to 29-11-15																
Vaal	1.1	1	no	9	Fairview	7.1	1.6	no	3	Vaal	3.4	1.2	no	6	Mauritius	11	2.3	yes	5																	
Fairview	3	1.4	no	1	Fairview	3.8	1.9	yes	6	Fairview	1.9	1.8	no	5	Turffontein	8.2	2.3	no	10																	
Fairview	1.6	1.4	no	5	Mauritius	2	1.5	no	2	Greyville	2.9	1.4	no	3	Kenilworth	3.9	1.5	no	2																	
Fairview	2.8	1.3	yes	8	Mauritius	3.7	1.2	yes	8	Greyville	2	1.5	no	4	Borrowdale	5.9	1.5	yes	4																	
Greyville	2.4	1.2	no	1	Turffontein	4	1.4	no	4	Greyville	2.5	1.2	yes	8	Greyville	18.3	3.1	no	2																	
Turffontein	1.8	1	yes	2	Kenilworth	4.6	2.2	yes	5	Mauritius	4.8	2.5	no	6	Greyville	7.7	2.4	yes	7																	
Turffontein	3.2	1.6	yes	5	Kenilworth	2.2	1	yes	8	Mauritius	3.1	1.2	yes	7																						
Turffontein	2.6	1.3	yes	8	Kenilworth	4	1.7	no	10	Turffontein	5.7	1.8	no	3																						
Turffontein	2.1	1	no	11	Borrowdale	6.1	1.9	no	1	Turffontein	3	1.4	yes	6																						
Kenilworth	1.8	1.1	yes	1	Borrowdale	1.7	1	no	2	Kenilworth	3.3	1.5	no	9																						
Greyville	2.3	1.1	yes	3	Borrowdale	2.5	1.6	no	5	Greyville	2.7	1.3	no	1																						
Greyville	3.2	1.6	no	4	Greyville	1.3	1	yes	6	Greyville	4.1	1.5	yes	9																						
Greyville	3.3	1.2	yes	8																																




click <http://horseracingtips.co.za> to go back to Home Page

Selection No. 1					Selection No. 2					Selection No. 3					Selection No. 4					Totals Data												Magic Grid™ Stats Start : September 2010											
Today's Track	Now Win	Now Place	Same Jock?	RACE	Today's Track	Now Win	Now Place	Same Jock?	RACE	Today's Track	Now Win	Now Place	Same Jock?	RACE	Today's Track	Now Win	Now Place	Same Jock?	RACE	Totals For Week	Sel 1 yes	Sel 1 no	Sel 2 yes	Sel 2 no	Sel 3 yes	Sel 3 no	Sel 4 yes	Sel 4 no															
Fairview	3.2	1.4	no	3	Vaal	3.6	1.8	yes	2	Vaal	2.1	1.6	no	5	Fairview	8.1	2.5	no	2	62	18	9	9	16	3	13	14	4	10	14	6	8											
Fairview	1.5	1.2	yes	5	Turffontein	2.2	1.3	yes	2	Kenilworth	9	2.6	yes	4	Fairview	7.7	2.3	yes	7	1,2&3 Totals For Week																							
Vaal	8.4	2.5	yes	3	Greyville	2.5	1.2	no	2	Kenilworth	5.5	2.1	yes	5	Fairview	5.6	2.5	yes	8	48																							
Vaal	1.6	1.1	no	4	Greyville	3.4	1	no	3	Kenilworth	5.3	2	no	8	Vaal	6	1.8	no	1	13732 1,2&3 Total to date																							
Turffontein	5.2	1.6	no	1	Greyville	4.2	1.6	no	4	Turffontein	2.1	1	yes	5	Vaal	2.7	1.1	no	7	42 Average per week																							
Turffontein	1.6	1	yes	6	Turffontein	2.3	1.2	no	4	Fairview	3.7	2.1	no	5	Vaal	4.5	1.6	yes	8	Week 324																							
Fairview	2.4	2	yes	2	Turffontein	2	1	no	8	Turffontein	2.5	1	no	2	Kenilworth	3.9	2.6	no	2	16574 1,2,3&4 Total to date																							
Fairview	2	1.2	no	4	Kenilworth	2.3	1.6	no	2	Turffontein	17	3.2	no	3	Kenilworth	2.5	1	yes	9	51 Average per week																							
Fairview	3.9	1.7	yes	6	Kenilworth	2.1	1.1	yes	3	Mauritius	1.9	1.3	no	3	Turffontein	9.2	3.2	yes	3	Week 30-11-15 to 06-12-15																							
Greyville	3.9	1.4	no	1	Kenilworth	5.6	2	no	5	Mauritius	6.3	2.3	no	4	Turffontein	2.8	1	no	4																								
Greyville	5.9	2.1	yes	5	Kenilworth	2.4	1	no	6	Mauritius	2.8	1.5	no	5	Fairview	3	1.2	no	7																								
Turffontein	2.4	1.2	no	1	Kenilworth	1.8	1	no	8	Mauritius	14.2	2.2	no	7	Greyville	5.2	2	no	7																								
Turffontein	3	1.2	yes	6	Kenilworth	1.8	1	no	9	Scottsville	2	1.3	yes	2	Scottsville	6.9	2.2	yes	6																								
Kenilworth	2.7	1.5	no	1	Mauritius	3	1.6	no	8	Scottsville	4.8	2.1	no	7	Scottsville	4.1	1.2	no	9																								
Kenilworth	1.8	1.1	yes	7	Scottsville	10.2	3.3	no	3																																		
Mauritius	5.6	1.8	no	2	Scottsville	7.6	1.6	no	4																																		
Mauritius	4.3	2.1	no	6																																							
Scottsville	5.1	1.5	yes	1																																							



click <http://horseracingtips.co.za> to go back to Home Page

Selection No. 1					Selection No. 2					Selection No. 3					Selection No. 4					Totals Data		Magic Grid™ Stats Start : September 2010																	
Today's Track	Now Win	Now Place	Same Jock?	FACE	Today's Track	Now Win	Now Place	Same Jock?	FACE	Today's Track	Now Win	Now Place	Same Jock?	FACE	Today's Track	Now Win	Now Place	Same Jock?	FACE	Totals For Week	Sel 1	Sel 1	Sel 1	Sel 2	Sel 2	Sel 2	Sel 3	Sel 3	Sel 3	Sel 4	Sel 4	Sel 4							
Kimberley	4.7	1.7	no	1	Kimberley	21	4.6	no	3	Vaal	4.6	1.7	no	5	Kimberley	8.2	2.5	no	9	56	12	3	9	21	6	15	11	2	9	12	4	8							
Kimberley	5.1	1.9	no	5	Vaal	2.6	1.2	no	3	Kenilworth	6.3	2	yes	6	Kimberley	7.2	2.5	no	6	1,2&3 Totals For Week																			
Vaal	5.5	1.8	no	4	Vaal	2.6	1.3	no	6	Turffontein	4.1	1.4	no	4	Kimberley	3.9	2.2	no	9	44																			
Kenilworth	2	1.1	no	5	Vaal	2.9	1.9	no	7	Fairview	2.4	1.5	no	1	Vaal	7.5	2.9	no	8	13776	1,2&3 Total to date												Week	325					
Kenilworth	3.5	1.1	yes	7	Kenilworth	3.2	1.5	yes	1	Fairview	3.9	1.8	no	2	Kenilworth	3.2	1.7	yes	4	42												Average per week							
Kenilworth	1.7	1.1	no	9	Kenilworth	2.4	1.4	no	2	Greyville	2.4	1.1	no	2	Kenilworth	2.7	1.4	no	8	16630												1,2,3&4 Total to date							
Greyville	3.7	1.6	no	5	Turffontein	5.5	1.9	yes	1	Greyville	7.4	1.7	no	8	Turffontein	3.4	1.3	no	2	51												Average per week							
Greyville	2.5	1.3	yes	6	Turffontein	11.9	3.2	no	6	Turffontein	2.5	1.3	no	8	Turffontein	4	1.7	yes	5	Week 07-12-15 to 13-12-15																			
Turffontein	1.3	0	yes	3	Turffontein	2.3	1.3	no	8	Borrowdale	6	1.5	no	2	Fairview	2.6	1.3	no	9																				
Turffontein	1.4	1.1	no	7	Turffontein	1.3	1	no	9	Borrowdale	1.9	1.5	yes	4	Turffontein	7	2.4	no	6	click http://horseracingtips.co.za to go back to Home Page																			
Kenilworth	1.6	1	no	1	Fairview	7.5	3.5	no	4	Borrowdale	6.3	1.8	no	5	Turffontein	8.2	2.1	yes	9																				
Kenilworth	2.1	1.2	no	7	Greyville	1.6	1	no	1						Kenilworth	4.2	2.4	yes	8																				
					Greyville	5.6	1.4	no	4																														
					Greyville	1.9	1.2	no	7																														
					Turffontein	2.3	1.3	no	1																														
					Turffontein	2.6	1.3	yes	4																														
					Kenilworth	4.2	1.3	no	2																														
					Kenilworth	11.4	4	yes	3																														
					Kenilworth	2	1.6	yes	9																														
					Borrowdale	14.4	1.5	yes	3																														
					Borrowdale	4.7	2.4	no	7																														

Selection No. 1				Selection No. 2				Selection No. 3				Selection No. 4				Totals Data		Magic Grid™ Stats Start : September 2010														
Today's Track	Now Win	Now Place	Now Same Jock?	FACE	Today's Track	Now Win	Now Place	Now Same Jock?	FACE	Today's Track	Now Win	Now Place	Now Same Jock?	FACE	Today's Track	Now Win	Now Place	Now Same Jock?	FACE	Totals For Week	Sel 1 yes	Sel 1 no	Sel 2 yes	Sel 2 no	Sel 3 yes	Sel 3 no	Sel 4 yes	Sel 4 no				
Kimberley	6.9	2	yes	4	Kimberley	6.6	1.9	no	2	Kimberley	6.7	2.2	no	9	Kimberley	2.7	1.3	yes	1	63	23	10	13	21	9	12	12	5	7	7	3	4
Kimberley	4.7	1.6	yes	8	Kimberley	2.2	1.2	no	5	Greyville	5.2	1.6	no	1	Kimberley	25.9	6.3	no	3	1,2&3 Totals For Week												
Kenilworth	5.7	2.1	yes	4	Kimberley	2.8	1.4	no	6	Greyville	4.7	2.3	no	6	Greyville	2.5	1.2	yes	8	56												
Kenilworth	3.3	1.4	no	7	Kimberley	9.3	2.9	no	10	Vaal	5.1	1.7	no	2	Fairview	1.4	1	no	5	13832	1,2&3 Total to date		Week	326								
Kenilworth	5.5	2	yes	8	Kenilworth	8.7	2.2	yes	1	Vaal	3.2	1.3	no	4	Fairview	8.8	2.8	no	6	42	Average per week											
Turffontein	4.8	1.8	no	1	Kenilworth	9.8	1.8	yes	3	Fairview	1.8	1.2	yes	4	Kenilworth	17.7	3.3	no	4	16693	1,2,3&4 Total to date											
Turffontein	2.9	1.3	no	2	Turffontein	7.4	3	yes	4	Greyville	2.2	1	no	3	Scottsville	2.2	1.2	yes	2	51	Average per week											
Turffontein	2.3	1	yes	8	Turffontein	3.5	1.4	no	7	Greyville	3.7	1.4	yes	6																		
Greyville	3.3	1.5	yes	5	Greyville	1.7	1.2	no	4	Kenilworth	2.2	1.2	yes	2																		
Greyville	1.7	1.2	no	7	Vaal	3.2	2	yes	1	Kenilworth	2.2	1.3	yes	3																		
Vaal	1.6	1.2	no	5	Vaal	5.8	2.2	yes	3	Scottsville	5.1	1.6	no	3																		
Fairview	3.3	1.5	no	1	Vaal	3.5	1.7	no	7	Scottsville	2.6	1.4	yes	4																		
Fairview	1.8	1.1	yes	3	Fairview	5.4	1.4	no	2																							
Greyville	1.4	1	no	4	Greyville	3	1.2	no	1																							
Greyville	4.6	1.2	no	5	Greyville	3.4	1.7	yes	7																							
Greyville	1.1	1	yes	8	Turffontein	2.1	1.3	no	4																							
Turffontein	1.8	1	no	1	Turffontein	3.7	1.4	no	7																							
Turffontein	2.5	1.2	no	6	Turffontein	3	1.5	yes	9																							
Kenilworth	3.3	1.5	no	1	Kenilworth	3.7	1.3	no	5																							
Kenilworth	7	2.5	yes	6	Kenilworth	5.3	1.5	yes	7																							
Kenilworth	2.1	1	no	9	Scottsville	4.3	1.3	yes	5																							
Kenilworth	1.7	1	yes	10																												
Scottsville	1.1	1	no	2																												



click <http://horseracingtips.co.za> to go back to Home Page

Selection No. 1					Selection No. 2					Selection No. 3					Selection No. 4					Totals Data		Magic Grid™ Stats Start : September 2010													
Today's Track	Now Win	Now Place	Same Jock?	FACE	Today's Track	Now Win	Now Place	Same Jock?	FACE	Today's Track	Now Win	Now Place	Same Jock?	FACE	Today's Track	Now Win	Now Place	Same Jock?	FACE	Totals For Week	Sel 1	Sel 1	Sel 1	Sel 2	Sel 2	Sel 2	Sel 3	Sel 3	Sel 3	Sel 4	Sel 4	Sel 4			
Fairview	4.6	1.5	no	3	Fairview	2.4	1.3	yes	2	Fairview	4.5	1.8	no	1	Fairview	2.8	1.1	no	6	38	13	4	9	9	3	6	11	4	7	5	2	3			
Kenilworth	2.1	1.3	yes	2	Kenilworth	6.1	2.2	yes	1	Kenilworth	2	1.4	yes	5	Greyville	9.5	2.3	yes	8	1,2&3 Totals For Week	33	13865	1,2&3 Total to date	Week	327	42	Average per week								
Kenilworth	4.4	2.9	yes	4	Greyville	5.8	2	no	1	Greyville	3.8	1.5	no	5	16731	1,2,3&4 Total to date	51	Average per week																	
Kenilworth	2.7	1.5	no	8	Greyville	7.6	2.1	no	4	Greyville	3.5	2.2	yes	7	Turffontein	3.6	1.8	yes	6	Week	21-12-15	to	27-12-15												
Greyville	2.5	1.2	no	3	Greyville	3	1.5	no	3	Turffontein	1.8	1.2	no	1	Kenilworth	4.3	1.9	no	4																
Greyville	3.6	1.6	yes	9	Greyville	12.5	4.1	yes	7	Turffontein	4.8	1.8	no	6																					
Turffontein	3.8	1.8	no	3	Turffontein	3.9	1.5	no	2	Greyville	5.2	1.6	yes	2																					
Turffontein	1.3	1.1	no	5	Turffontein	5.3	1.8	no	3	Greyville	2.9	1.3	no	5																					
Greyville	1.5	1.2	no	1	Kenilworth	7.1	2.6	no	6	Turffontein	5.1	1.7	yes	7																					
Turffontein	1.3	1.1	no	1						Turffontein	2.2	1.5	no	9																					
Turffontein	1.6	1	yes	5						Kenilworth	13.4	3.2	no	8																					
Greyville	1.5	1	no	9																															
Kenilworth	1.4	1.1	no	1																															



click <http://horseracingtips.co.za> to go back to Home Page