

| Selection No. 1 | | | | | Selection No. 2 | | | | | Selection No. 3 | | | | | Selection No. 4 | | | | | Totals Data | | Magic Grid™ Stats Start : September 2010 | | | | | | | | | | | | |
|-----------------|---------|-----------|------------|------|-----------------|---------|-----------|------------|------|-----------------|---------|-----------|------------|------|-----------------|---------|-----------|------------|------|-----------------------|---------------------|--|-------|-------|-------|-------|-------|-------|-------|-------|-------|-------|--|--|
| Track | Now Win | Now Place | Same Jock? | RACE | Track | Now Win | Now Place | Same Jock? | RACE | Track | Now Win | Now Place | Same Jock? | RACE | Track | Now Win | Now Place | Same Jock? | RACE | Totals For Week | Sel 1 | Sel 1 | Sel 1 | Sel 2 | Sel 2 | Sel 2 | Sel 3 | Sel 3 | Sel 3 | Sel 4 | Sel 4 | Sel 4 | | |
| Clairwood | 3.6 | 1.4 | no | 1 | Fairview | 2.1 | 1.2 | yes | 2 | Fairview | 5.9 | 2.6 | no | 1 | Fairview | 7.2 | 2.5 | no | 3 | 44 | 12 | 5 | 7 | 16 | 7 | 9 | 9 | 5 | 4 | 7 | 3 | 4 | | |
| Clairwood | 4.2 | 1.9 | no | 6 | Fairview | 1.5 | 1.1 | yes | 4 | Fairview | 8 | 2.8 | no | 5 | Clairwood | 2.4 | 1.2 | no | 4 | 1,2&3 Totals For Week | | | | | | | | | | | | | | |
| Clairwood | 2.1 | 1.3 | yes | 8 | Clairwood | 1.9 | 1.4 | no | 2 | Kenilworth | 5 | 1.8 | yes | 8 | Kenilworth | 7.3 | 1.7 | yes | 4 | | 37 | | | | | | | | | | | | | |
| Kenilworth | 2.5 | 1.4 | yes | 2 | Clairwood | 2.7 | 1.3 | no | 5 | Vaal | 6.3 | 2.4 | no | 1 | Greyville | 7.3 | 1.4 | no | 1 | 9215 | 1,2&3 Total to date | | Week | | 224 | | | | | | | | | |
| Kenilworth | 2.2 | 1 | no | 3 | Vaal | 2.2 | 1.1 | no | 2 | Fairview | 3.5 | 2.1 | no | 3 | Greyville | 2.6 | 1.6 | no | 4 | 41 | Average per week | | | | | | | | | | | | | |
| Vaal | 3.7 | 1.6 | yes | 3 | Vaal | 5.4 | 2.1 | yes | 8 | Fairview | 8.8 | 2.1 | yes | 4 | Kenilworth | 3.5 | 1.9 | yes | 1 | | | | | | | | | | | | | | | |
| Vaal | 4.5 | 1.6 | no | 5 | Fairview | 4.1 | 1.6 | yes | 7 | Turffontein | 2.7 | 1.3 | yes | 9 | Kenilworth | 4.8 | 1.7 | yes | 8 | | | | | | | | | | | | | | | |
| Greyville | 4.9 | 1.4 | yes | 2 | Greyville | 5 | 1.3 | no | 3 | Kenilworth | 2.7 | 1.5 | yes | 4 | | | | | | | | | | | | | | | | | | | | |
| Kenilworth | 2.8 | 1.2 | yes | 2 | Greyville | 4.2 | 1.7 | no | 7 | Clairwood | 2.1 | 1 | yes | 2 | | | | | | | | | | | | | | | | | | | | |
| Kenilworth | 4.4 | 1.9 | no | 5 | Turffontein | 3.6 | 1.5 | yes | 1 | | | | | | | | | | | | | | | | | | | | | | | | | |
| Clairwood | 8.5 | 2.5 | no | 5 | Turffontein | 3.2 | 1.5 | no | 3 | | | | | | | | | | | | | | | | | | | | | | | | | |
| Clairwood | 4.2 | 1.5 | no | 8 | Turffontein | 3.3 | 1.4 | yes | 6 | | | | | | | | | | | | | | | | | | | | | | | | | |
| | | | | | Clairwood | 4.1 | 1.7 | no | 1 | | | | | | | | | | | | | | | | | | | | | | | | | |
| | | | | | Clairwood | 2 | 1.5 | no | 3 | | | | | | | | | | | | | | | | | | | | | | | | | |
| | | | | | Clairwood | 2.3 | 1.2 | yes | 6 | | | | | | | | | | | | | | | | | | | | | | | | | |
| | | | | | Clairwood | 13.9 | 3.3 | no | 7 | | | | | | | | | | | | | | | | | | | | | | | | | |
| | | | | | | | | | | | | | | | | | | | | Week | | 30/12/2013 to 05/01/2014 | | | | | | | | | | | | |



click <http://horseracingtips.co.za> to go back to Home Page

| Selection No. 1 | | | | | Selection No. 2 | | | | | Selection No. 3 | | | | | Selection No. 4 | | | | | Totals Data | | Magic Grid™ Stats Start : September 2010 | | | | | | | | | | | |
|-----------------|---------|-----------|------------|------|-----------------|---------|-----------|------------|------|-----------------|---------|-----------|------------|------|-----------------|---------|-----------|------------|------|--------------------------|-------|--|----------|-------|------------------|----------|-----------------------|-----------|------------------|-------------------------------|-----------|----------|--|
| Track | Now Win | Now Place | Same Jock? | RACE | Track | Now Win | Now Place | Same Jock? | RACE | Track | Now Win | Now Place | Same Jock? | RACE | Track | Now Win | Now Place | Same Jock? | RACE | Totals For Week | Sel 1 | Sel 1 yes | Sel 1 no | Sel 2 | Sel 2 yes | Sel 2 no | Sel 3 | Sel 3 yes | Sel 3 no | Sel 4 | Sel 4 yes | Sel 4 no | |
| Kimberley | 3.1 | 1.2 | no | 8 | Kimberley | 3 | 1.4 | yes | 1 | Kimberley | 4.1 | 1.7 | yes | 6 | Kimberley | 4.6 | 1.6 | yes | 3 | 53 | 13 | 8 | 5 | 16 | 7 | 9 | 12 | 7 | 5 | 12 | 6 | 6 | |
| Vaal | 3.6 | 1.5 | yes | 3 | Kimberley | 10.9 | 3.5 | yes | 7 | Vaal | 5.1 | 1.5 | yes | 1 | Vaal | 8.1 | 2.2 | yes | 2 | 1,2&3 Totals For Week 41 | 9256 | 1,2&3 Total to date | Week 225 | 41 | Average per week | 11120 | 1,2,3&4 Total to date | 49 | Average per week | Week 06/01/2014 to 12/01/2014 | | | |
| Vaal | 6.9 | 2.4 | no | 4 | Vaal | 4.6 | 1.7 | no | 5 | Vaal | 4.6 | 2.4 | yes | 9 | Vaal | 4.9 | 1.6 | yes | 6 | | | | | | | | | | | | | | |
| Vaal | 1.6 | 1 | no | 1 | Kenilworth | 1.4 | 1.3 | yes | 1 | Kenilworth | 2.1 | 1.5 | yes | 6 | Fairview | 3.9 | 1.7 | no | 1 | 41 | 9256 | 1,2&3 Total to date | Week 225 | 41 | Average per week | 11120 | 1,2,3&4 Total to date | 49 | Average per week | Week 06/01/2014 to 12/01/2014 | | | |
| Fairview | 2.1 | 1 | yes | 2 | Kenilworth | 3.4 | 1.4 | no | 3 | Kenilworth | 3 | 1.4 | no | 2 | Fairview | 8.1 | 2.4 | no | 4 | | | | | | | | | | | | | | |
| Kenilworth | 4.3 | 1.3 | yes | 3 | Kenilworth | 2.7 | 1.9 | no | 5 | Kenilworth | 14.1 | 3.7 | yes | 5 | Fairview | 5.3 | 1.9 | no | 7 | 41 | 9256 | 1,2&3 Total to date | Week 225 | 41 | Average per week | 11120 | 1,2,3&4 Total to date | 49 | Average per week | Week 06/01/2014 to 12/01/2014 | | | |
| Kenilworth | 3.6 | 1.4 | yes | 11 | Vaal | 4.7 | 2.3 | no | 5 | Kenilworth | 2.6 | 1.5 | yes | 6 | Kenilworth | 2.1 | 1 | yes | 4 | | | | | | | | | | | | | | |
| Clairwood | 1.8 | 1.4 | no | 2 | Fairview | 3.9 | 1.3 | no | 5 | Kenilworth | 4.2 | 1.6 | no | 10 | Kenilworth | 2.2 | 1.3 | yes | 8 | 41 | 9256 | 1,2&3 Total to date | Week 225 | 41 | Average per week | 11120 | 1,2,3&4 Total to date | 49 | Average per week | Week 06/01/2014 to 12/01/2014 | | | |
| Clairwood | 6.5 | 3.4 | yes | 8 | Fairview | 6.3 | 1.9 | yes | 9 | Clairwood | 2.9 | 1.5 | no | 3 | Clairwood | 4.9 | 2 | no | 4 | | | | | | | | | | | | | | |
| Borrowdale | 1.7 | 1.2 | no | 1 | Kenilworth | 6.8 | 2.3 | yes | 9 | Borrowdale | 3 | 2.5 | no | 2 | Scottsville | 2.1 | 1.3 | no | 1 | 41 | 9256 | 1,2&3 Total to date | Week 225 | 41 | Average per week | 11120 | 1,2,3&4 Total to date | 49 | Average per week | Week 06/01/2014 to 12/01/2014 | | | |
| Borrowdale | 5.6 | 1.6 | yes | 7 | Clairwood | 4.6 | 2.2 | yes | 9 | Scottsville | 14.5 | 3.5 | yes | 1 | Scottsville | 6 | 2.2 | yes | 8 | | | | | | | | | | | | | | |
| Scottsville | 1.6 | 1.1 | yes | 3 | Borrowdale | 10.4 | 3.1 | no | 5 | Scottsville | 5.2 | 2.9 | no | 9 | Turffontein | 32.4 | 5.6 | no | 1 | 41 | 9256 | 1,2&3 Total to date | Week 225 | 41 | Average per week | 11120 | 1,2,3&4 Total to date | 49 | Average per week | Week 06/01/2014 to 12/01/2014 | | | |
| Turffontein | 4.2 | 1.7 | yes | 7 | Turffontein | 2.1 | 1.2 | no | 2 | | | | | | | | | | | | | | | | | | | | | | | | |
| | | | | | Turffontein | 2.7 | 1.2 | yes | 3 | | | | | | | | | | | | | | | | | | | | | | | | |
| | | | | | Turffontein | 2.3 | 1.7 | no | 4 | | | | | | | | | | | | | | | | | | | | | | | | |
| | | | | | Turffontein | 3.1 | 1.4 | no | 6 | | | | | | | | | | | | | | | | | | | | | | | | |



click <http://horseracingtips.co.za> to go back to Home Page

| Selection No. 1 | | | | | Selection No. 2 | | | | | Selection No. 3 | | | | | Selection No. 4 | | | | | Totals Data | | | | | | | | | | | | |
|-----------------|---------|-----------|------------|------|-----------------|---------|-----------|------------|------|-----------------|---------|-----------|------------|------|-----------------|---------|-----------|------------|------|--|-------|-----------|----------|-------|-----------|----------|-------|-----------|----------|-------|-----------|----------|
| Track | Now Win | Now Place | Same Jock? | RACE | Track | Now Win | Now Place | Same Jock? | RACE | Track | Now Win | Now Place | Same Jock? | RACE | Track | Now Win | Now Place | Same Jock? | RACE | Totals For Week | Sel 1 | Sel 1 yes | Sel 1 no | Sel 2 | Sel 2 yes | Sel 2 no | Sel 3 | Sel 3 yes | Sel 3 no | Sel 4 | Sel 4 yes | Sel 4 no |
| Fairview | 2.9 | 1.4 | no | 3 | Fairview | 1.6 | 1.3 | no | 1 | Turffontein | 2.9 | 1.5 | yes | 6 | Fairview | 7.1 | 2.4 | no | 4 | 54 | 16 | 6 | 10 | 14 | 5 | 9 | 13 | 5 | 8 | 11 | 4 | 7 |
| Scottsville | 2.1 | 1.3 | no | 1 | Fairview | 2.6 | 1.8 | no | 7 | Kenilworth | 3.8 | 1.7 | no | 5 | Fairview | 2.2 | 1.2 | no | 5 | 1,2&3 Totals For Week | | | | | | | | | | | | |
| Scottsville | 1.6 | 1 | no | 6 | Scottsville | 1.5 | 1 | no | 6 | Kenilworth | 3.3 | 2 | yes | 8 | Kenilworth | 3.1 | 1.1 | no | 3 | 43 | | | | | | | | | | | | |
| Scottsville | 2.1 | 1.3 | yes | 8 | Scottsville | 2.3 | 1.8 | yes | 7 | Vaal | 2.9 | 1.4 | no | 1 | Kenilworth | 2.4 | 1.4 | yes | 4 | 9299 1,2&3 Total to date | | | | | | | | | | | | |
| Scottsville | 1.4 | 1 | no | 9 | Turffontein | 1.4 | 1 | yes | 3 | Vaal | 3.5 | 1.4 | yes | 5 | Kenilworth | 8.6 | 2 | no | 6 | Week 226 | | | | | | | | | | | | |
| Turffontein | 2.1 | 1.9 | no | 5 | Fairview | 3.9 | 1.6 | no | 3 | Fairview | 13.2 | 3.5 | no | 4 | Vaal | 8.2 | 2.9 | no | 9 | 41 Average per week | | | | | | | | | | | | |
| Turffontein | 4.5 | 1.7 | no | 7 | Fairview | 4 | 2.4 | no | 5 | Fairview | 4 | 1.7 | yes | 7 | Turffontein | 10.3 | 2.6 | yes | 3 | 11174 1,2,3&4 Total to date | | | | | | | | | | | | |
| Kenilworth | 1.8 | 1 | yes | 1 | Fairview | 1.4 | 1 | yes | 6 | Turffontein | 4.5 | 1.3 | no | 5 | Turffontein | 6.8 | 1.8 | no | 7 | 49 Average per week | | | | | | | | | | | | |
| Kenilworth | 1.2 | 0 | no | 2 | Turffontein | 3 | 1 | no | 2 | Kenilworth | 13.1 | 3.4 | no | 3 | Turffontein | 26.7 | 6.1 | no | 9 | Week 13/01/2014 to 19/01/2014 | | | | | | | | | | | | |
| Vaal | 1.7 | 1.2 | no | 2 | Kenilworth | 3.9 | 1.5 | no | 5 | Kenilworth | 4.7 | 2 | no | 8 | Kenilworth | 2.9 | 1.3 | yes | 9 | | | | | | | | | | | | | |
| Vaal | 4.5 | 1.7 | yes | 8 | Kenilworth | 5.6 | 1.9 | yes | 6 | Scottsville | 2.8 | 1.3 | yes | 2 | Scottsville | 4.9 | 1.5 | yes | 6 | | | | | | | | | | | | | |
| Fairview | 2.7 | 2.2 | no | 6 | Scottsville | 2.8 | 1.4 | no | 3 | Scottsville | 4 | 1.9 | no | 5 | | | | | | | | | | | | | | | | | | |
| Turffontein | 3.6 | 1.5 | yes | 1 | Scottsville | 9.6 | 2.6 | no | 4 | Scottsville | 6.1 | 2.5 | no | 8 | | | | | | | | | | | | | | | | | | |
| Turffontein | 2 | 1.3 | yes | 4 | Scottsville | 2.7 | 1.4 | yes | 7 | | | | | | | | | | | | | | | | | | | | | | | |
| Turffontein | 3 | 1.5 | no | 6 | | | | | | | | | | | | | | | | | | | | | | | | | | | | |
| Turffontein | 4.6 | 2.4 | yes | 8 | | | | | | | | | | | | | | | | | | | | | | | | | | | | |



click <http://horseracingtips.co.za> to go back to Home Page

| Selection No. 1 | | | | | Selection No. 2 | | | | | Selection No. 3 | | | | | Selection No. 4 | | | | | Totals Data | | | | | | | | | | | | | Magic Grid™ Stats Start : September 2010 | | | |
|-----------------|---------|-----------|------------|------|-----------------|---------|-----------|------------|------|-----------------|---------|-----------|------------|------|-----------------|---------|-----------|------------|------|-----------------------|-----------------------|-------------------------------|---------------------|-------------------------------|------------------|----------|-------|----------|---------|-------|----------|---------|--|--|--|--|
| Track | Now Win | Now Place | Same Jock? | RACE | Track | Now Win | Now Place | Same Jock? | RACE | Track | Now Win | Now Place | Same Jock? | RACE | Track | Now Win | Now Place | Same Jock? | RACE | Totals For Week | Sel 1 | Sel1 yes | Sel1 no | Sel 2 | Sel2 yes | Sel2 no | Sel 3 | Sel3 yes | Sel3 no | Sel 4 | Sel4 yes | Sel4 no | | | | |
| Clairwood | 2.2 | 1.5 | no | 4 | Kimberley | 2.2 | 2 | no | 5 | Kimberley | 4.2 | 2.2 | no | 2 | Kimberley | 1.9 | 1.1 | no | 1 | 64 | 9 | 3 | 6 | 21 | 10 | 11 | 21 | 12 | 9 | 13 | 6 | 7 | | | | |
| Turffontein | 2.3 | 1.2 | yes | 6 | Kimberley | 4.2 | 1.8 | no | 6 | Kimberley | 4.4 | 2.6 | no | 9 | Kimberley | 2.8 | 1.2 | no | 3 | 1,2&3 Totals For Week | 51 | 9350 | 1,2&3 Total to date | 41 | Average per week | Week 227 | | | | | | | | | | |
| Kenilworth | 4.4 | 1.6 | yes | 4 | Clairwood | 5 | 1.5 | no | 5 | Clairwood | 5.3 | 2.3 | no | 2 | Kimberley | 5 | 1.9 | yes | 7 | | | | | | | | | | | | | | | | | |
| Kenilworth | 2.9 | 1 | no | 5 | Turffontein | 1.5 | 1.3 | no | 1 | Clairwood | 7.6 | 2.5 | yes | 9 | Clairwood | 13.3 | 3.1 | no | 6 | 11238 | 1,2,3&4 Total to date | 50 | Average per week | Week 20/01/2014 to 26/01/2014 | | | | | | | | | | | | |
| Fairview | 1.8 | 1 | no | 1 | Turffontein | 4.5 | 0 | yes | 2 | Turffontein | 4.8 | 1.8 | yes | 9 | Clairwood | 2.7 | 1.2 | yes | 7 | | | | | | | | | | | | | | | | | |
| Fairview | 26.6 | 4.8 | no | 5 | Turffontein | 2.4 | 1.1 | no | 5 | Kenilworth | 4.6 | 3.4 | no | 2 | Turffontein | 4.6 | 1.8 | yes | 3 | 50 | Average per week | Week 20/01/2014 to 26/01/2014 | | | | | | | | | | | | | | |
| Turffontein | 2.4 | 1 | yes | 9 | Kenilworth | 2.5 | 1 | yes | 1 | Kenilworth | 24.8 | 5.4 | no | 6 | Turffontein | 9.8 | 2.8 | no | 7 | | | | | | | | | | | | | | | | | |
| Clairwood | 3.8 | 1.5 | no | 4 | Kenilworth | 2.7 | 1.3 | yes | 3 | Vaal | 6.6 | 2.3 | yes | 4 | Turffontein | 4.5 | 1.5 | yes | 8 | 50 | Average per week | Week 20/01/2014 to 26/01/2014 | | | | | | | | | | | | | | |
| Clairwood | 3.7 | 1.8 | no | 9 | Kenilworth | 7.5 | 1.6 | no | 7 | Vaal | 3.9 | 1.6 | yes | 5 | Vaal | 11.5 | 3.3 | yes | 9 | | | | | | | | | | | | | | | | | |
| | | | | | Vaal | 3.3 | 1.3 | no | 2 | Vaal | 2.1 | 1.4 | no | 6 | Fairview | 9.5 | 2.9 | yes | 9 | 50 | Average per week | Week 20/01/2014 to 26/01/2014 | | | | | | | | | | | | | | |
| | | | | | Vaal | 5.1 | 2 | no | 3 | Fairview | 2.2 | 1 | yes | 4 | Turffontein | 3.4 | 1.5 | no | 6 | | | | | | | | | | | | | | | | | |
| | | | | | Fairview | 6 | 1.9 | yes | 2 | Turffontein | 3.2 | 1.8 | yes | 2 | Turffontein | 6.5 | 2.2 | no | 7 | 50 | Average per week | Week 20/01/2014 to 26/01/2014 | | | | | | | | | | | | | | |
| | | | | | Fairview | 10.6 | 2.6 | yes | 6 | Kenilworth | 3.1 | 1.5 | no | 2 | Kenilworth | 3.5 | 1.5 | no | 7 | | | | | | | | | | | | | | | | | |
| | | | | | Turffontein | 3.4 | 1.2 | no | 1 | Kenilworth | 2.9 | 1.3 | yes | 5 | | | | | | 50 | Average per week | Week 20/01/2014 to 26/01/2014 | | | | | | | | | | | | | | |
| | | | | | Turffontein | 1.6 | 1.1 | yes | 5 | Clairwood | 7.3 | 2.1 | yes | 1 | | | | | | | | | | | | | | | | | | | | | | |
| | | | | | Turffontein | 5.3 | 2.4 | no | 8 | Clairwood | 3.1 | 1.5 | no | 3 | | | | | | 50 | Average per week | Week 20/01/2014 to 26/01/2014 | | | | | | | | | | | | | | |
| | | | | | Kenilworth | 2.8 | 1.1 | yes | 3 | Borrowdale | 3.5 | 1.4 | yes | 4 | | | | | | | | | | | | | | | | | | | | | | |
| | | | | | Kenilworth | 6.2 | 1.9 | yes | 4 | Clairwood | 4.2 | 1.6 | no | 5 | | | | | | 50 | Average per week | Week 20/01/2014 to 26/01/2014 | | | | | | | | | | | | | | |
| | | | | | Kenilworth | 3.3 | 1.6 | yes | 8 | Clairwood | 4.7 | 1.7 | yes | 7 | | | | | | | | | | | | | | | | | | | | | | |
| | | | | | Borrowdale | 6.1 | 2.1 | no | 3 | Borrowdale | 4.4 | 1.9 | yes | 7 | | | | | | 50 | Average per week | Week 20/01/2014 to 26/01/2014 | | | | | | | | | | | | | | |
| | | | | | Borrowdale | 4.2 | 1.8 | yes | 8 | Clairwood | 8.5 | 2.7 | yes | 8 | | | | | | | | | | | | | | | | | | | | | | |




click <http://horseracingtips.co.za> to go back to Home Page

| Selection No. 1 | | | | | Selection No. 2 | | | | | Selection No. 3 | | | | | Selection No. 4 | | | | | Totals Data | | | | | | | | | | | | | | | | |
|-----------------|---------|-----------|------------|------|-----------------|---------|-----------|------------|------|-----------------|---------|-----------|------------|------|-----------------|---------|-----------|------------|------|-------------------------------|-----------------------|-------|-------|-------|-------|-------|-------|-------|-------|-------|----------|-------|--|--|--|--|
| Track | Now Win | Now Place | Same Jock? | RACE | Track | Now Win | Now Place | Same Jock? | RACE | Track | Now Win | Now Place | Same Jock? | RACE | Track | Now Win | Now Place | Same Jock? | RACE | Totals For Week | Sel 1 | Sel 1 | Sel 1 | Sel 2 | Sel 2 | Sel 2 | Sel 3 | Sel 3 | Sel 3 | Sel 4 | Sel 4 | Sel 4 | | | | |
| | | | | | | | | | | | | | | | | | | | | | 1 | yes | no | 2 | yes | no | 3 | yes | no | 4 | yes | no | | | | |
| Kimberley | 5 | 1.5 | no | 2 | Clairwood | 2.6 | 1.3 | no | 5 | Kimberley | 5.5 | 2.1 | no | 6 | Kimberley | 7.7 | 2.1 | no | 1 | 54 | 20 | 9 | 11 | 11 | 5 | 6 | 8 | 4 | 4 | 15 | 7 | 8 | | | | |
| Kimberley | 2.5 | 1.3 | no | 4 | Fairview | 2.2 | 1 | yes | 4 | Kimberley | 1.5 | 1.2 | no | 8 | Kimberley | 4.3 | 1.8 | no | 3 | 1,2&3 Totals For Week | | | | | | | | | | | | | | | | |
| Clairwood | 3.5 | 1.3 | no | 1 | Vaal | 3.6 | 1.5 | no | 5 | Clairwood | 2.2 | 1 | no | 3 | Kimberley | 3.4 | 1.3 | yes | 5 | | 39 | | | | | | | | | | | | | | | |
| Clairwood | 2.6 | 1.3 | yes | 6 | Vaal | 3.2 | 1.5 | no | 6 | Vaal | 3.9 | 1.4 | yes | 2 | Kimberley | 10 | 3.6 | no | 7 | | | | | | | | | | | | | | | | | |
| Clairwood | 5 | 1.2 | no | 7 | Vaal | 1.5 | 1.4 | no | 8 | Vaal | 8 | 3.4 | yes | 3 | Clairwood | 1.5 | 1 | yes | 2 | | | | | | | | | | | | | | | | | |
| Fairview | 2 | 1.1 | no | 3 | Vaal | 2.9 | 1.4 | yes | 10 | Turf/Vaal | 2.2 | 1 | no | 1 | Clairwood | 10.2 | 2.1 | no | 4 | | | | | | | | | | | | | | | | | |
| Fairview | 5.8 | 2.7 | no | 7 | Fairview | 6.1 | 1.6 | yes | 2 | Vaal | 4 | 1.3 | yes | 2 | Fairview | 4.4 | 1.8 | yes | 1 | 9389 | 1,2&3 Total to date | | | | | | | | | | Week 228 | | | | | |
| Fairview | 2.7 | 1.2 | yes | 8 | Fairview | 3.7 | 1.6 | yes | 5 | Vaal | 3.7 | 1.9 | yes | 8 | Fairview | 3.4 | 1.8 | yes | 9 | | | | | | | | | | | | | | | | | |
| Vaal | 2.3 | 1.5 | yes | 7 | Fairview | 8 | 2.8 | no | 6 | Fairview | 8.8 | 2.5 | yes | 8 | Fairview | 8.8 | 2.5 | yes | 8 | | | | | | | | | | | | | | | | | |
| Vaal | 5.4 | 2.1 | no | 9 | Kenilworth | 2.3 | 1.2 | no | 3 | Fairview | 5.2 | 1.9 | no | 9 | Fairview | 5.2 | 1.9 | no | 9 | | | | | | | | | | | | | | | | | |
| Fairview | 11.2 | 3.5 | no | 4 | Vaal | 4.6 | 1.9 | yes | 4 | Kenilworth | 21.3 | 3.8 | yes | 6 | Kenilworth | 21.3 | 3.8 | yes | 6 | | | | | | | | | | | | | | | | | |
| Fairview | 3.9 | 1.7 | yes | 7 | | | | | | Turf/Vaal | 14.6 | 3.7 | no | 4 | Turf/Vaal | 14.6 | 3.7 | no | 4 | 11292 | 1,2,3&4 Total to date | | | | | | | | | | | | | | | |
| Kenilworth | 6.7 | 2.2 | yes | 1 | | | | | | Turf/Vaal | 5.1 | 1.9 | no | 6 | Turf/Vaal | 5.1 | 1.9 | no | 6 | | | | | | | | | | | | | | | | | |
| Kenilworth | 1.9 | 1 | yes | 4 | | | | | | Kenilworth | 2.1 | 1.4 | yes | 11 | Kenilworth | 2.1 | 1.4 | yes | 11 | | | | | | | | | | | | | | | | | |
| Kenilworth | 2.4 | 1.2 | yes | 5 | | | | | | Vaal | 4.9 | 1.8 | no | 3 | Vaal | 4.9 | 1.8 | no | 3 | | | | | | | | | | | | | | | | | |
| Kenilworth | 1.6 | 1 | yes | 7 | | | | | | | | | | | | | | | | | | | | | | | | | | | | | | | | |
| Kenilworth | 5.6 | 1.8 | no | 9 | | | | | | | | | | | | | | | | | | | | | | | | | | | | | | | | |
| Turf/Vaal | 6.4 | 1.8 | yes | 2 | | | | | | | | | | | | | | | | | | | | | | | | | | | | | | | | |
| Turf/Vaal | 5.3 | 2.5 | no | 3 | | | | | | | | | | | | | | | | | | | | | | | | | | | | | | | | |
| Turf/Vaal | 1.3 | 1 | no | 5 | | | | | | | | | | | | | | | | | | | | | | | | | | | | | | | | |
| | | | | | | | | | | | | | | | | | | | | Week 27/01/2014 to 02/02/2014 | | | | | | | | | | | | | | | | |




click <http://horseracingtips.co.za> to go back to Home Page

| Selection No. 1 | | | | | Selection No. 2 | | | | | Selection No. 3 | | | | | Selection No. 4 | | | | | Totals Data | | | | | | | | | | | | |
|-----------------|---------|-----------|------------|------|-----------------|---------|-----------|------------|------|-----------------|---------|-----------|------------|------|---|---------|-----------|------------|------|--|-------|-------|-------|-------|-------|-------|-------|-------|-------|-------|-------|-------|
| Todays Track | Now Win | Now Place | Same Jock? | RACE | Todays Track | Now Win | Now Place | Same Jock? | RACE | Todays Track | Now Win | Now Place | Same Jock? | RACE | Todays Track | Now Win | Now Place | Same Jock? | RACE | Totals For Week | Sel 1 | Sel 1 | Sel 1 | Sel 2 | Sel 2 | Sel 2 | Sel 3 | Sel 3 | Sel 3 | Sel 4 | Sel 4 | Sel 4 |
| Vaal | 4.1 | 1.6 | no | 6 | Vaal | 2.3 | 1.1 | no | 1 | Vaal | 2.5 | 1.3 | no | 3 | Kenilworth | 3.6 | 1.6 | no | 5 | 45 | 15 | 4 | 11 | 14 | 3 | 11 | 11 | 6 | 5 | 5 | 1 | 4 |
| Kenilworth | 2.5 | 1.6 | no | 8 | Vaal | 5.1 | 2.2 | no | 5 | Vaal | 11.4 | 2.7 | no | 7 | Vaal | 3.3 | 1.1 | no | 2 | 1,2&3 Totals For Week 40 | | | | | | | | | | | | |
| Vaal | 6.4 | 2.2 | no | 9 | Vaal | 2.1 | 1.4 | no | 8 | Kenilworth | 2.8 | 1.4 | yes | 3 | Turffontein | 2.8 | 1.2 | yes | 6 | | | | | | | | | | | | | |
| Fairview | 1.7 | 1 | yes | 3 | Kenilworth | 2.1 | 1.2 | no | 2 | Vaal | 5.9 | 2.1 | yes | 3 | Kenilworth | 9.3 | 3.8 | no | 3 | 9429 1,2&3 Total to date 41 Average per week | | | | | | | | | | | | |
| Greyville | 2.4 | 1 | no | 1 | Kenilworth | 5.1 | 1.8 | yes | 4 | Vaal | 9.2 | 2.9 | yes | 6 | Kenilworth | 5.4 | 2.1 | no | 5 | | | | | | | | | | | | | |
| Greyville | 4.9 | 1.4 | yes | 8 | Vaal | 15.7 | 4 | yes | 4 | Fairview | 4.9 | 1.5 | no | 4 | | | | | | 11337 1,2,3&4 Total to date 50 Average per week | | | | | | | | | | | | |
| Turffontein | 6.8 | 1.8 | no | 2 | Vaal | 4.8 | 2 | yes | 7 | Fairview | 5.9 | 1.8 | no | 8 | | | | | | | | | | | | | | | | | | |
| Turffontein | 4.6 | 1.3 | no | 5 | Fairview | 4.6 | 1.8 | no | 6 | Greyville | 3.4 | 1.4 | yes | 3 | | | | | | Week 03/02/2014 to 09/02/2014 | | | | | | | | | | | | |
| Kenilworth | 1.8 | 1.6 | no | 2 | Fairview | 7.4 | 2.8 | no | 7 | Kenilworth | 5.4 | 2 | no | 6 | | | | | | | | | | | | | | | | | | |
| Clairwood | 1.2 | 0 | no | 1 | Greyville | 3 | 1.4 | no | 5 | Turffontein | 5.3 | 1.7 | yes | 9 | | | | | | | | | | | | | | | | | | |
| Clairwood | 2.8 | 1.4 | yes | 3 | Greyville | 4.3 | 1.7 | no | 9 | Kenilworth | 2.9 | 2.1 | yes | 8 | | | | | | | | | | | | | | | | | | |
| Clairwood | 3.8 | 2.1 | yes | 5 | Turffontein | 4.4 | 2.4 | no | 7 | | | | | |  click http://horseracingtips.co.za to go back to Home Page | | | | | | | | | | | | | | | | | |
| Clairwood | 1.9 | 1 | no | 6 | Kenilworth | 3.2 | 1.2 | no | 4 | | | | | | | | | | | | | | | | | | | | | | | |
| Clairwood | 3.3 | 1.5 | no | 7 | Clairwood | 2 | 1.2 | no | 2 | | | | | | | | | | | | | | | | | | | | | | | |
| Clairwood | 13.5 | 3 | no | 8 | | | | | | | | | | | | | | | | | | | | | | | | | | | | |


| Selection No. 1 | | | | | Selection No. 2 | | | | | Selection No. 3 | | | | | Selection No. 4 | | | | | Totals Data | | | | | | | | | | | | | | | | | |
|-----------------|---------|-----------|------------|------|-----------------|---------|-----------|------------|------|-----------------|---------|-----------|------------|------|-----------------|---------|-----------|------------|------|-------------------------------|-----------------------|----------|----------|-------|----------|---------|-------|----------|---------|-------|----------|---------|--|--|--|--|--|
| Todays Track | Now Win | Now Place | Same Jock? | RACE | Todays Track | Now Win | Now Place | Same Jock? | RACE | Todays Track | Now Win | Now Place | Same Jock? | RACE | Todays Track | Now Win | Now Place | Same Jock? | RACE | Totals For Week | Sel 1 | Sel1 yes | Sel1 no | Sel 2 | Sel2 yes | Sel2 no | Sel 3 | Sel3 yes | Sel3 no | Sel 4 | Sel4 yes | Sel4 no | | | | | |
| Fairview | 2.6 | 1.4 | no | 5 | Fairview | 5.3 | 2.7 | yes | 2 | Fairview | 4 | 1.4 | no | 4 | Scottsville | 3 | 1.4 | no | 8 | 53 | 13 | 7 | 6 | 16 | 8 | 8 | 16 | 6 | 10 | 8 | 2 | 6 | | | | | |
| Scottsville | 3.8 | 1.4 | yes | 10 | Fairview | 3.6 | 1.4 | yes | 8 | Fairview | 3.8 | 1.5 | no | 7 | Turffontein | 3.2 | 1.3 | no | 5 | 1,2&3 Totals For Week | | | | | | | | | | | | 45 | | | | | |
| Turffontein | 3 | 1.4 | yes | 1 | Turffontein | 2.9 | 1.1 | yes | 2 | Scottsville | 3.8 | 1.9 | yes | 4 | Kenilworth | 13 | 4.4 | no | 2 | 9474 | 1,2&3 Total to date | | Week 230 | | | | | | | | | | | | | | |
| Turffontein | 9 | 3.6 | no | 3 | Turffontein | 2.1 | 1 | no | 4 | Scottsville | 5.6 | 1.9 | no | 6 | Vaal | 4.2 | 2 | yes | 2 | 41 | Average per week | | | | | | | | | | | | | | | | |
| Turffontein | 7.6 | 2.7 | no | 6 | Vaal | 4.5 | 1.6 | yes | 4 | Turffontein | 12.5 | 3.9 | yes | 7 | Turffontein | 4.3 | 2.3 | no | 9 | 11390 | 1,2,3&4 Total to date | | | | | | | | | | | | | | | | |
| Kenilworth | 10.2 | 2.9 | yes | 4 | Vaal | 3.2 | 1.5 | yes | 6 | Kenilworth | 2.8 | 1.6 | yes | 3 | Kenilworth | 5.7 | 1.8 | yes | 5 | 50 | Average per week | | | | | | | | | | | | | | | | |
| Kenilworth | 2.4 | 1.7 | yes | 6 | Vaal | 7.1 | 2.8 | no | 9 | Kenilworth | 5.2 | 2.2 | yes | 5 | Scottsville | 3.4 | 1.9 | no | 2 | Week 10/02/2014 to 16/02/2014 | | | | | | | | | | | | | | | | | |
| Fairview | 1.4 | 1.1 | no | 2 | Fairview | 2.4 | 1.7 | yes | 1 | Kenilworth | 7.1 | 2.5 | yes | 8 | Scottsville | 7.1 | 2.4 | no | 6 | | | | | | | | | | | | | | | | | | |
| Fairview | 3 | 1.7 | no | 8 | Fairview | 4.2 | 1.9 | no | 6 | Fairview | 3.6 | 1.5 | no | 3 | | | | | | | | | | | | | | | | | | | | | | | |
| Turffontein | 1.9 | 1.1 | no | 1 | Turffontein | 4 | 1.7 | yes | 6 | Fairview | 5.7 | 2.4 | no | 9 | | | | | | | | | | | | | | | | | | | | | | | |
| Kenilworth | 5.4 | 1.7 | yes | 9 | Turffontein | 4.5 | 1.7 | no | 7 | Turffontein | 4.5 | 1.3 | no | 3 | | | | | | | | | | | | | | | | | | | | | | | |
| Scottsville | 4.1 | 1.4 | yes | 3 | Kenilworth | 2.9 | 1.5 | yes | 3 | Turffontein | 3.8 | 1.6 | no | 4 | | | | | | | | | | | | | | | | | | | | | | | |
| Scottsville | 1.6 | 1.4 | yes | 4 | Kenilworth | 8 | 2.6 | no | 4 | Kenilworth | 4 | 2.2 | no | 2 | | | | | | | | | | | | | | | | | | | | | | | |
| | | | | | Kenilworth | 3.3 | 0 | no | 6 | Kenilworth | 1.9 | 1.4 | yes | 7 | | | | | | | | | | | | | | | | | | | | | | | |
| | | | | | Scottsville | 3.1 | 1.5 | no | 1 | Kenilworth | 3.6 | 1.7 | no | 8 | | | | | | | | | | | | | | | | | | | | | | | |
| | | | | | Scottsville | 16 | 3.5 | no | 5 | Scottsville | 5.2 | 3.1 | no | 8 | | | | | | | | | | | | | | | | | | | | | | | |



click <http://horseracingtips.co.za> to go back to Home Page

| Selection No. 1 | | | | | Selection No. 2 | | | | | Selection No. 3 | | | | | Selection No. 4 | | | | | Totals Data | | | | | | | | | | | | | | | | | | |
|-----------------|---------|-----------|------------|------|-----------------|---------|-----------|------------|------|-----------------|---------|-----------|------------|------|-----------------|---------|-----------|------------|------|--|---------------------|----------|---------|-------|----------|---------|-------|----------|---------|-------|----------|---------|--|--|--|--|------|-----|
| Todays Track | Now Win | Now Place | Same Jock? | RACE | Todays Track | Now Win | Now Place | Same Jock? | RACE | Todays Track | Now Win | Now Place | Same Jock? | RACE | Todays Track | Now Win | Now Place | Same Jock? | RACE | Totals For Week | Sel 1 | Sel1 yes | Sel1 no | Sel 2 | Sel2 yes | Sel2 no | Sel 3 | Sel3 yes | Sel3 no | Sel 4 | Sel4 yes | Sel4 no | | | | | | |
| Vaal | 1.3 | 1 | yes | 2 | Kimberley | 7 | 5.9 | no | 2 | Kimberley | 9.5 | 3.2 | no | 9 | Kimberley | 7.1 | 2.2 | no | 3 | 54 | 17 | 6 | 11 | 16 | 7 | 9 | 11 | 6 | 5 | 10 | 6 | 4 | | | | | | |
| Vaal | 4.4 | 1.4 | yes | 4 | Kimberley | 5.2 | 1.4 | no | 4 | Vaal | 2.5 | 1.2 | yes | 1 | Kimberley | 5 | 2.2 | no | 6 | 1,2&3 Totals For Week | | | | | | | | | | | | | | | | | | |
| Clairwood | 3.6 | 1.7 | no | 2 | Kimberley | 4.6 | 1.9 | yes | 8 | Vaal | 2.7 | 1.5 | yes | 7 | Vaal | 2.4 | 1.1 | yes | 9 | | 44 | | | | | | | | | | | | | | | | | |
| Clairwood | 2.5 | 1.1 | no | 3 | Vaal | 2.5 | 1.4 | no | 5 | Clairwood | 3.5 | 1.5 | yes | 4 | Clairwood | 7.1 | 2.2 | yes | 6 | 9518 | 1,2&3 Total to date | | | | | | | | | | | | | | | | Week | 231 |
| Vaal | 3.1 | 1.6 | no | 1 | Vaal | 3.5 | 1.7 | yes | 6 | Clairwood | 4 | 1.6 | yes | 8 | Vaal | 2.5 | 1.2 | yes | 5 | 41 | Average per week | | | | | | | | | | | | | | | | | |
| Vaal | 3.3 | 1.4 | no | 10 | Clairwood | 2.7 | 1.4 | no | 5 | Fairview | 3.8 | 1.6 | no | 4 | Vaal | 6.9 | 2.6 | no | 7 | | | | | | | | | | | | | | | | | | | |
| Vaal | 2.7 | 2 | no | 11 | Clairwood | 1.9 | 1.4 | yes | 6 | Fairview | 3.6 | 1.5 | no | 8 | Vaal | 11.6 | 3.4 | yes | 9 | | | | | | | | | | | | | | | | | | | |
| Fairview | 4.2 | 1.6 | no | 1 | Vaal | 2.8 | 1.9 | yes | 3 | Turffontein | 1.9 | 1.4 | no | 2 | Fairview | 4.6 | 1.9 | yes | 9 | | | | | | | | | | | | | | | | | | | |
| Fairview | 4.2 | 1.6 | no | 6 | Vaal | 2.6 | 1.6 | yes | 8 | Kenilworth | 3.3 | 1 | yes | 2 | Turffontein | 40.2 | 7.6 | yes | 1 | | | | | | | | | | | | | | | | | | | |
| Turffontein | 2.9 | 1.1 | no | 4 | Fairview | 2.9 | 1.3 | no | 2 | Kenilworth | 4.3 | 2 | no | 7 | Kenilworth | 4.1 | 1.5 | no | 1 | | | | | | | | | | | | | | | | | | | |
| Turffontein | 4.5 | 2.1 | yes | 6 | Fairview | 2 | 1 | yes | 3 | Borrowdale | 10.3 | 2.4 | yes | 5 | | | | | | | | | | | | | | | | | | | | | | | | |
| Turffontein | 2 | 1.1 | yes | 8 | Kenilworth | 4.2 | 1.5 | no | 5 | | | | | | | | | | | | | | | | | | | | | | | | | | | | | |
| Scottsville | 2.4 | 1.1 | yes | 1 | Turffontein | 7.9 | 2.9 | no | 9 | | | | | | | | | | | | | | | | | | | | | | | | | | | | | |
| Scottsville | 1.5 | 1 | no | 3 | Turffontein | 6.5 | 2.6 | yes | 10 | | | | | | | | | | | | | | | | | | | | | | | | | | | | | |
| Scottsville | 2 | 1.2 | no | 5 | Scottsville | 2 | 1 | no | 2 | | | | | | | | | | | | | | | | | | | | | | | | | | | | | |
| Borrowdale | 2.5 | 1.3 | yes | 7 | Borrowdale | 8.4 | 3 | no | 6 | | | | | | | | | | | | | | | | | | | | | | | | | | | | | |
| Scottsville | 2.7 | 0 | no | 7 | | | | | | | | | | | | | | | | | | | | | | | | | | | | | | | | | | |
| | | | | | | | | | | | | | | | | | | | | <div style="text-align: center;">  <p>click http://horseracingtips.co.za to go back to Home Page</p> </div> | | | | | | | | | | | | | | | | | | |

| Selection No. 1 | | | | Selection No. 2 | | | | Selection No. 3 | | | | Selection No. 4 | | | | Totals Data | | | | | | | | | | | | | | | | |
|---|---------|-----------|------------|-----------------|-------------|---------|-----------|-----------------|-----------|-------------|---------|-----------------|------------|------|-------------|-------------|-----------|------------|------|--|-------|-------|-------|-------|-------|-------|-------|-------|-------|-------|-------|-------|
| Track | Now Win | Now Place | Same Jock? | RACE | Track | Now Win | Now Place | Same Jock? | RACE | Track | Now Win | Now Place | Same Jock? | RACE | Track | Now Win | Now Place | Same Jock? | RACE | Totals For Week | Sel 1 | Sel 1 | Sel 1 | Sel 2 | Sel 2 | Sel 2 | Sel 3 | Sel 3 | Sel 3 | Sel 4 | Sel 4 | Sel 4 |
| Kimberley | 2.8 | 1.6 | yes | 1 | Kimberley | 2.5 | 1 | yes | 4 | Kimberley | 7.4 | 2.3 | yes | 3 | Kimberley | 4.6 | 1.6 | no | 8 | 48 | 12 | 7 | 5 | 13 | 9 | 4 | 15 | 6 | 9 | 8 | 2 | 6 |
| Kimberley | 3.4 | 0 | yes | 2 | Kimberley | 2.4 | 1.1 | yes | 7 | Kimberley | 2.3 | 1.1 | no | 5 | Scottsville | 1.6 | 1 | no | 1 | 1,2&3 Totals For Week | | | | | | | | | | | | |
| Turffontein | 1.5 | 1 | yes | 4 | Turffontein | 2.4 | 1.2 | yes | 1 | Turffontein | 4.5 | 1.8 | yes | 3 | Vaal | 6.2 | 2.2 | no | 7 | 40 | | | | | | | | | | | | |
| Vaal | 3.1 | 1.5 | yes | 2 | Turffontein | 2.1 | 1.1 | no | 2 | Turffontein | 6.2 | 2.5 | yes | 5 | Vaal | 5.5 | 2.5 | yes | 9 | 9558 1,2&3 Total to date | | | | | | | | | | | | |
| Vaal | 2.8 | 1.6 | yes | 8 | Scottsville | 1.5 | 1 | yes | 3 | Turffontein | 1.6 | 1.1 | no | 6 | Turffontein | 4 | 1.4 | no | 1 | Week 232 | | | | | | | | | | | | |
| Fairview | 1.6 | 1.2 | no | 1 | Scottsville | 4.3 | 1.1 | no | 4 | Vaal | 8.1 | 2.1 | no | 1 | Turffontein | 3 | 1.3 | no | 6 | 41 Average per week | | | | | | | | | | | | |
| Fairview | 2 | 1 | no | 3 | Fairview | 2.8 | 1 | no | 3 | Fairview | 4.1 | 1.4 | no | 4 | Turffontein | 4.3 | 1.6 | yes | 11 | 11492 1,2,3&4 Total to date | | | | | | | | | | | | |
| Fairview | 2.2 | 1.4 | no | 5 | Turffontein | 7.7 | 2.1 | yes | 10 | Fairview | 2 | 1.2 | yes | 8 | Clairwood | 12.7 | 3.1 | no | 9 | 50 Average per week | | | | | | | | | | | | |
| Turffontein | 2.8 | 1.4 | no | 5 | Durbanville | 1.6 | 1 | yes | 2 | Turffontein | 1.6 | 1 | no | 2 | | | | | | | | | | | | | | | | | | |
| Durbanville | 10.4 | 3.5 | yes | 7 | Durbanville | 3.2 | 1.6 | no | 3 | Turffontein | 4.7 | 2.5 | yes | 4 | | | | | | | | | | | | | | | | | | |
| Clairwood | 1.7 | 1.3 | no | 2 | Durbanville | 2.5 | 1.5 | yes | 5 | Durbanville | 4 | 1.6 | no | 1 | | | | | | | | | | | | | | | | | | |
| Clairwood | 3.2 | 1.6 | yes | 6 | Durbanville | 1.7 | 1.1 | yes | 8 | Durbanville | 10.2 | 3.1 | no | 4 | | | | | | | | | | | | | | | | | | |
| | | | | Clairwood | 2.2 | 1 | yes | 8 | Clairwood | 2.9 | 1.5 | yes | 3 | | | | | | | | | | | | | | | | | | | |
| | | | | | | | | Clairwood | 4.1 | 1.4 | no | 4 | | | | | | | | | | | | | | | | | | | | |
| | | | | | | | | Clairwood | 2.1 | 1.4 | no | 5 | | | | | | | | | | | | | | | | | | | | |
| | | | | | | | | | | | | | | | | | | | | Week 24/02/2014 to 02/03/2014 | | | | | | | | | | | | |
|  click http://horseracingtips.co.za to go back to Home Page | | | | | | | | | | | | | | | | | | | | | | | | | | | | | | | | |

| Selection No. 1 | | | | | Selection No. 2 | | | | | Selection No. 3 | | | | | Selection No. 4 | | | | | Totals Data | | | | | | | | | | | | |
|-----------------|---------|-----------|------------|------|-----------------|---------|-----------|------------|------|---|---------|-----------|------------|------|--|---------|-----------|------------|------|--|-------|----------|---------|-------|----------|---------|-------|----------|---------|-------|----------|---------|
| Todays Track | Now Win | Now Place | Same Jock? | RACE | Todays Track | Now Win | Now Place | Same Jock? | RACE | Todays Track | Now Win | Now Place | Same Jock? | RACE | Todays Track | Now Win | Now Place | Same Jock? | RACE | Totals For Week | Sel 1 | Sel1 yes | Sel1 no | Sel 2 | Sel2 yes | Sel2 no | Sel 3 | Sel3 yes | Sel3 no | Sel 4 | Sel4 yes | Sel4 no |
| Kimberley | 1.6 | 1.2 | no | 1 | Kimberley | 2.2 | 1 | yes | 3 | Kimberley | 5.5 | 2.6 | no | 5 | Kimberley | 4 | 0 | yes | 2 | 41 | 15 | 6 | 9 | 11 | 7 | 4 | 9 | 3 | 6 | 6 | 3 | 3 |
| Kimberley | 2.6 | 1.7 | yes | 4 | Kimberley | 2.7 | 1.3 | yes | 6 | Clairwood | 4.3 | 1.5 | yes | 4 | Fairview | 4.9 | 2 | yes | 4 | 1,2&3 Totals For Week | | | | | | | | | | | | |
| Kimberley | 10.6 | 2.6 | no | 7 | Kimberley | 8.8 | 1.9 | no | 8 | Clairwood | 5 | 2.7 | no | 7 | Turffontein | 8.6 | 2.5 | yes | 1 | 35 | | | | | | | | | | | | |
| Fairview | 3.5 | 1.7 | no | 1 | Clairwood | 8.3 | 2.4 | yes | 3 | Turffontein | 4.2 | 1.9 | no | 3 | Durbanville | 3.3 | 2.1 | no | 6 | 9593 1,2&3 Total to date | | | | | | | | | | | | |
| Fairview | 18.6 | 3.9 | no | 5 | Clairwood | 8.1 | 3.1 | no | 8 | Turffontein | 2.6 | 1.4 | no | 5 | Scottsville | 6.5 | 2 | no | 1 | 41 Average per week | | | | | | | | | | | | |
| Fairview | 1.7 | 1.3 | yes | 6 | Turffontein | 2 | 1.2 | no | 2 | Durbanville | 3.4 | 1.1 | yes | 3 | Borrowdale | 4.1 | 1.8 | no | 2 | 11533 1,2,3&4 Total to date | | | | | | | | | | | | |
| Fairview | 2.3 | 1 | yes | 7 | Durbanville | 2.7 | 1.4 | no | 1 | Durbanville | 3.3 | 1.1 | no | 5 | 49 Average per week | | | | | | | | | | | | | | | | | |
| Fairview | 3.3 | 1.4 | yes | 8 | Durbanville | 4.8 | 1 | yes | 4 | Durbanville | 2.9 | 1.2 | no | 8 | Week 03/03/2014 to 09/03/2014 | | | | | | | | | | | | | | | | | |
| Clairwood | 1.9 | 1.1 | no | 1 | Borrowdale | 1.4 | 1 | yes | 1 | Borrowdale | 2.5 | 1.7 | yes | 3 |  | | | | | | | | | | | | | | | | | |
| Clairwood | 8.5 | 2.2 | no | 5 | Borrowdale | 3 | 1.4 | yes | 6 | click http://horseracingtips.co.za to go back to Home Page | | | | | | | | | | | | | | | | | | | | | | |
| Turffontein | 8.2 | 2.7 | yes | 4 | Borrowdale | 1.9 | 2.4 | yes | 7 | | | | | | | | | | | | | | | | | | | | | | | |
| Turffontein | 1.2 | 1 | yes | 6 | | | | | | | | | | | | | | | | | | | | | | | | | | | | |
| Scottsville | 1.2 | 1.3 | no | 2 | | | | | | | | | | | | | | | | | | | | | | | | | | | | |
| Scottsville | 1.5 | 1.2 | no | 3 | | | | | | | | | | | | | | | | | | | | | | | | | | | | |
| Scottsville | 3.3 | 1.4 | no | 4 | | | | | | | | | | | | | | | | | | | | | | | | | | | | |

| Selection No. 1 | | | | | Selection No. 2 | | | | | Selection No. 3 | | | | | Selection No. 4 | | | | | Totals Data | | | | | | | | | | | | | | | | |
|-----------------|---------|-----------|------------|------|-----------------|---------|-----------|------------|------|-----------------|---------|-----------|------------|------|-----------------|---------|-----------|------------|------|----------------------------------|----------------------------------|-----|----|---|-----------------|----|---|-----|-------|---|-----|----|-------|--|--|--|
| Todays Track | Now Win | Now Place | Same Jock? | RACE | Todays Track | Now Win | Now Place | Same Jock? | RACE | Todays Track | Now Win | Now Place | Same Jock? | RACE | Todays Track | Now Win | Now Place | Same Jock? | RACE | Totals For Week | Sel 1 | | | | Sel 2 | | | | Sel 3 | | | | Sel 4 | | | |
| | | | | | | | | | | | | | | | | | | | | | 1 | yes | no | 2 | yes | no | 3 | yes | no | 4 | yes | no | | | | |
| Vaal | 1.4 | 1 | no | 3 | Fairview | 2.1 | 1.2 | no | 2 | Vaal | 3.6 | 1.3 | no | 2 | Fairview | 6.3 | 2.1 | yes | 2 | 28 | 10 | 5 | 5 | 7 | 1 | 6 | 8 | 2 | 6 | 3 | 2 | 1 | | | | |
| Vaal | 3.3 | 1.1 | no | 4 | Vaal | 13.5 | 4 | no | 9 | Vaal | 2 | 1.3 | yes | 10 | Kenilworth | 5.8 | 2.2 | no | 1 | 1,2&3 Totals For Week | | | | | | | | | | | | | | | | |
| Fairview | 7.2 | 2.1 | no | 1 | Turffontein | 14.9 | 2.8 | no | 1 | Fairview | 4.7 | 2.1 | no | 5 | Clairwood | 17.2 | 3.4 | yes | 5 | 25 | | | | | | | | | | | | | | | | |
| Fairview | 1.9 | 1 | yes | 6 | Turffontein | 3.2 | 1.6 | yes | 6 | Turffontein | 18 | 3.8 | no | 7 | | | | | | 9618 | 1,2&3 Total to date | | | | Week 234 | | | | | | | | | | | |
| Fairview | 2.1 | 1.2 | yes | 7 | Clairwood | 4 | 1.6 | no | 1 | Turffontein | 2 | 1.1 | no | 8 | | | | | | 41 | Average per week | | | | | | | | | | | | | | | |
| Turffontein | 1.8 | 1.2 | no | 2 | Clairwood | 3.9 | 0 | no | 7 | Turffontein | 1.9 | 1.3 | no | 10 | | | | | | 11561 | 1,2,3&4 Total to date | | | | | | | | | | | | | | | |
| Turffontein | 2.7 | 1.3 | yes | 3 | Clairwood | 2.3 | 1.3 | no | 9 | Kenilworth | 4.7 | 1.6 | no | 2 | | | | | | 49 | Average per week | | | | | | | | | | | | | | | |
| Kenilworth | 4.1 | 1.6 | yes | 8 | | | | | | Clairwood | 3.8 | 1.6 | yes | 2 | | | | | | | | | | | | | | | | | | | | | | |
| Clairwood | 2.2 | 0 | yes | 6 | | | | | | | | | | | | | | | | | | | | | | | | | | | | | | | | |
| Clairwood | 4.7 | 2.3 | no | 10 | | | | | | | | | | | | | | | | | | | | | | | | | | | | | | | | |



| Selection No. 1 | | | | | Selection No. 2 | | | | | Selection No. 3 | | | | | Selection No. 4 | | | | | Totals Data | | | | | | | | | | | | | | | |
|-----------------|---------|-----------|------------|------|-----------------|---------|-----------|------------|------|-----------------|---------|-----------|------------|------|-----------------|---------|-----------|------------|------|--|-------|-------|-------|-------|-------|-------|-------|-------|-------|-------|-------|-------|--|--|--|
| Today's Track | Now Win | Now Place | Same Jock? | RACE | Today's Track | Now Win | Now Place | Same Jock? | RACE | Today's Track | Now Win | Now Place | Same Jock? | RACE | Today's Track | Now Win | Now Place | Same Jock? | RACE | Totals For Week | Sel 1 | Sel 1 | Sel 1 | Sel 2 | Sel 2 | Sel 2 | Sel 3 | Sel 3 | Sel 3 | Sel 4 | Sel 4 | Sel 4 | | | |
| | | | | | | | | | | | | | | | | | | | | | 1 | yes | no | 2 | yes | no | 3 | yes | no | 4 | yes | no | | | |
| Kimberley | 6.2 | 2 | yes | 2 | Vaal | 1.6 | 1.1 | yes | 1 | Kimberley | 3.7 | 1.4 | no | 1 | Vaal | 2.9 | 1.7 | no | 7 | 63 | 18 | 7 | 11 | 19 | 8 | 11 | 16 | 5 | 11 | 10 | 4 | 6 | | | |
| Kimberley | 1.8 | 1.2 | yes | 4 | Fairview | 5.5 | 2 | no | 1 | Kimberley | 2.7 | 1.3 | no | 7 | Vaal | 2.9 | 1.6 | yes | 8 | <div style="border: 1px solid black; padding: 2px;"> 1,2&3 Totals For Week 53 </div> | | | | | | | | | | | | | | | |
| Kimberley | 5.3 | 2.1 | yes | 5 | Fairview | 16.5 | 3.9 | no | 7 | Vaal | 4.2 | 2.1 | no | 4 | Fairview | 4.3 | 1.5 | no | 5 | | | | | | | | | | | | | | | | |
| Kimberley | 6.8 | 2 | no | 6 | Turffontein | 1.8 | 1.4 | no | 2 | Vaal | 4.2 | 1.8 | yes | 5 | Fairview | 3.9 | 1.8 | yes | 7 | <div style="border: 1px solid black; padding: 2px;"> 9671 1,2&3 Total to date </div> | | | | | | | | | | | | | | | |
| Fairview | 2.4 | 1.5 | no | 8 | Turffontein | 3.6 | 1.7 | no | 3 | Fairview | 5.4 | 2.1 | no | 3 | Clairwood | 5.9 | 1.7 | no | 5 | | | | | | | | | | | | | | | | |
| Turffontein | 2.1 | 1 | yes | 4 | Turffontein | 20.8 | 4.1 | yes | 7 | Fairview | 6.3 | 1.8 | yes | 9 | Turffontein | 9.8 | 3.4 | no | 1 | <div style="border: 1px solid black; padding: 2px;"> 41 Average per week </div> | | | | | | | | | | | | | | | |
| Fairview | 3.9 | 2.1 | no | 1 | Clairwood | 2.6 | 1.2 | no | 1 | Turffontein | 5.9 | 2 | yes | 10 | Turffontein | 7.4 | 2 | no | 3 | | | | | | | | | | | | | | | | |
| Fairview | 1.2 | 1 | no | 2 | Clairwood | 1.5 | 1.3 | yes | 2 | Fairview | 3.5 | 2.8 | no | 3 | Kenilworth | 9.1 | 2.8 | no | 3 | <div style="border: 1px solid black; padding: 2px;"> 11624 1,2,3&4 Total to date </div> | | | | | | | | | | | | | | | |
| Fairview | 7.5 | 2.2 | no | 6 | Clairwood | 6.7 | 2 | yes | 3 | Fairview | 6 | 1.6 | no | 8 | Kenilworth | 6 | 1.3 | yes | 6 | | | | | | | | | | | | | | | | |
| Mauritius | 3.1 | 1.3 | no | 2 | Clairwood | 4.3 | 1.6 | no | 4 | Mauritius | 1.8 | 1.1 | no | 3 | Turffontein | 3.9 | 1.7 | yes | 10 | <div style="border: 1px solid black; padding: 2px;"> 49 Average per week </div> | | | | | | | | | | | | | | | |
| Mauritius | 4 | 1.7 | no | 4 | Clairwood | 5.1 | 2.8 | no | 6 | Mauritius | 4.2 | 1.4 | no | 9 | | | | | | | | | | | | | | | | | | | | | |
| Kenilworth | 1.4 | 1.5 | no | 1 | Clairwood | 2.2 | 1.5 | no | 9 | Kenilworth | 4.5 | 1.9 | yes | 4 | | | | | | <div style="border: 1px solid black; padding: 2px;"> Week 17/03/2014 to 23/03/2014 </div> | | | | | | | | | | | | | | | |
| Kenilworth | 1.8 | 1 | yes | 8 | Mauritius | 3 | 1 | no | 1 | Kenilworth | 2.4 | 1.6 | no | 7 | | | | | | | | | | | | | | | | | | | | | |
| Scottsville | 1.9 | 1.2 | no | 2 | Mauritius | 2.3 | 1.1 | yes | 5 | Scottsville | 5.2 | 2.2 | no | 5 | | | | | | <div style="border: 1px solid black; padding: 2px;"> Week </div> | | | | | | | | | | | | | | | |
| Scottsville | 2.4 | 1.1 | yes | 3 | Mauritius | 3.9 | 1.6 | no | 6 | Borrowdale | 1.8 | 1.3 | yes | 4 | | | | | | | | | | | | | | | | | | | | | |
| Borrowdale | 2.5 | 1.6 | no | 2 | Turffontein | 4.4 | 1.7 | no | 4 | Borrowdale | 7 | 3.6 | no | 6 | | | | | | | | | | | | | | | | | | | | | |
| Borrowdale | 3.1 | 1.6 | yes | 3 | Kenilworth | 1.9 | 1.2 | yes | 2 | | | | | | | | | | | | | | | | | | | | | | | | | | |
| Scottsville | 15.6 | 3.5 | no | 10 | Scottsville | 2.7 | 1.8 | yes | 1 | | | | | | | | | | | | | | | | | | | | | | | | | | |
| | | | | | Scottsville | 4.9 | 2 | yes | 9 | | | | | | | | | | | | | | | | | | | | | | | | | | |



click <http://horseracingtips.co.za> to go back to Home Page

| Selection No. 1 | | | | | Selection No. 2 | | | | | Selection No. 3 | | | | | Selection No. 4 | | | | | Totals Data | | | | Magic Grid™ Stats Start : September 2010 | | | | | | | | | | | | | |
|-----------------|---------|-----------|------------|------|-----------------|---------|-----------|------------|------|-----------------|---------|-----------|------------|------|-----------------|---------|-----------|------------|------|--|-------------------------|----------|---------|--|----------|---------|-------|----------|---------|-------|----------|---------|--|--|--|--|--|
| Todays Track | Now Win | Now Place | Same Jock? | RACE | Todays Track | Now Win | Now Place | Same Jock? | RACE | Todays Track | Now Win | Now Place | Same Jock? | RACE | Todays Track | Now Win | Now Place | Same Jock? | RACE | Totals For Week | Sel 1 | Sel1 yes | Sel1 no | Sel 2 | Sel2 yes | Sel2 no | Sel 3 | Sel3 yes | Sel3 no | Sel 4 | Sel4 yes | Sel4 no | | | | | |
| Vaal | 2 | 1 | yes | 2 | Kimberley | 31 | 6.7 | yes | 4 | Kimberley | 3.9 | 1.3 | no | 1 | Vaal | 11.4 | 2.9 | yes | 1 | 56 | 14 | 8 | 6 | 21 | 14 | 7 | 8 | 4 | 4 | 13 | 4 | 9 | | | | | |
| Vaal | 1.7 | 1 | no | 4 | Kimberley | 2.4 | 1.6 | yes | 5 | Kimberley | 8.6 | 2.6 | no | 8 | Kenilworth | 6.5 | 1.9 | no | 1 | 1,2&3 Totals For Week | | | | | | | | | | | | | | | | | |
| Kenilworth | 7.8 | 3 | yes | 7 | Vaal | 4.2 | 1.9 | no | 6 | Vaal | 7.7 | 2.4 | yes | 3 | Kenilworth | 4.9 | 2.1 | no | 2 | 43 | | | | | | | | | | | | | | | | | |
| Kenilworth | 3.2 | 1.6 | yes | 8 | Vaal | 6.3 | 2.6 | yes | 8 | Vaal | 1.8 | 1.1 | yes | 7 | Vaal | 3.6 | 1.6 | no | 5 | 9714 1,2&3 Total to date | | | | | | | | | | | | | | | | | |
| Vaal | 1.7 | 1 | no | 2 | Kenilworth | 6.2 | 2.1 | yes | 3 | Vaal | 2.5 | 1.8 | no | 9 | Fairview | 8.8 | 2.7 | no | 7 | 41 | Average per week | | | | | | | | | | | | | | | | |
| Mauritius | 1.7 | 1 | no | 2 | Kenilworth | 2.4 | 1 | yes | 6 | Vaal | 8.3 | 2.6 | yes | 10 | Mauritius | 3.7 | 1.7 | no | 5 | 11680 1,2,3&4 Total to date | | | | | | | | | | | | | | | | | |
| Clairwood | 2.3 | 1.2 | yes | 2 | Vaal | 3.3 | 1.6 | no | 3 | Clairwood | 2.2 | 1 | yes | 9 | Mauritius | 7.8 | 2.3 | no | 6 | 49 | Average per week | | | | | | | | | | | | | | | | |
| Clairwood | 1.4 | 1 | no | 3 | Vaal | 6.8 | 2.1 | yes | 6 | Scottsville | 3.2 | 1.9 | no | 3 | Clairwood | 5.4 | 2 | yes | 7 | Week 24/03/2014 to 30/03/2014 | | | | | | | | | | | | | | | | | |
| Turffontein | 6.1 | 1.7 | no | 2 | Vaal | 5.2 | 1.7 | yes | 7 | | | | | | Turffontein | 3.2 | 1.1 | no | 1 | | | | | | | | | | | | | | | | | | |
| Turffontein | 1.3 | 1 | yes | 3 | Vaal | 3.2 | 1.6 | yes | 11 | | | | | | Turffontein | 16.9 | 3.9 | yes | 4 | | | | | | | | | | | | | | | | | | |
| Turffontein | 9.1 | 2.6 | yes | 9 | Fairview | 1.4 | 1 | no | 3 | | | | | | Turffontein | 3.3 | 1.5 | no | 5 | | | | | | | | | | | | | | | | | | |
| Scottsville | 1.3 | 1.4 | yes | 1 | Fairview | 2.8 | 2.1 | yes | 6 | | | | | | Turffontein | 7.1 | 2.1 | yes | 6 | | | | | | | | | | | | | | | | | | |
| Scottsville | 4.9 | 1.7 | yes | 5 | Mauritius | 2.3 | 1.3 | no | 4 | | | | | | Turffontein | 7.8 | 2.4 | no | 7 | | | | | | | | | | | | | | | | | | |
| Scottsville | 3.8 | 1.5 | no | 8 | Mauritius | 2.3 | 2.7 | no | 7 | | | | | | | | | | | | | | | | | | | | | | | | | | | | |
| | | | | | Mauritius | 5.9 | 6.9 | no | 8 | | | | | | | | | | | | | | | | | | | | | | | | | | | | |
| | | | | | Clairwood | 2.1 | 1 | yes | 4 | | | | | | | | | | | | | | | | | | | | | | | | | | | | |
| | | | | | Turffontein | 1.8 | 1.1 | yes | 8 | | | | | | | | | | | | | | | | | | | | | | | | | | | | |
| | | | | | Turffontein | 11 | 2.4 | yes | 11 | | | | | | | | | | | | | | | | | | | | | | | | | | | | |
| | | | | | Scottsville | 1.9 | 1 | yes | 2 | | | | | | | | | | | | | | | | | | | | | | | | | | | | |
| | | | | | Scottsville | 17.4 | 3.3 | no | 4 | | | | | | | | | | | | | | | | | | | | | | | | | | | | |
| | | | | | Scottsville | 1.4 | 1.1 | yes | 7 | | | | | | | | | | | | | | | | | | | | | | | | | | | | |



click <http://horseracingtips.co.za> to go back to Home Page

| Selection No. 1 | | | | | Selection No. 2 | | | | | Selection No. 3 | | | | | Selection No. 4 | | | | | Totals Data | | Magic Grid™ Stats Start : September 2010 | | | | | | | | | | | |
|-----------------|---------|-----------|------------|------|-----------------|---------|-----------|------------|------|-----------------|---------|-----------|------------|------|-----------------|---------|-----------|------------|------|----------------------------------|-------|--|----------|-------|-----------|-----------------------|-------|-----------|----------|------------------|-----------|----------|--|
| Track | Now Win | Now Place | Same Jock? | RACE | Track | Now Win | Now Place | Same Jock? | RACE | Track | Now Win | Now Place | Same Jock? | RACE | Track | Now Win | Now Place | Same Jock? | RACE | Totals For Week | Sel 1 | Sel 1 yes | Sel 1 no | Sel 2 | Sel 2 yes | Sel 2 no | Sel 3 | Sel 3 yes | Sel 3 no | Sel 4 | Sel 4 yes | Sel 4 no | |
| Kimberley | 2.4 | 1.4 | yes | 7 | Kimberley | 2 | 1.4 | no | 1 | Scottsville | 5.1 | 2.2 | no | 5 | Kimberley | 7.7 | 1.7 | yes | 2 | 53 | 19 | 10 | 9 | 17 | 7 | 10 | 11 | 4 | 7 | 6 | 4 | 2 | |
| Scottsville | 10.5 | 3.3 | no | 1 | Scottsville | 4.2 | 1.6 | yes | 2 | Turffontein | 3.4 | 1.9 | yes | 8 | Kimberley | 3.9 | 2.1 | yes | 6 | 1,2&3 Totals For Week | | 47 | | 9761 | | 1,2&3 Total to date | | Week | | 237 | | | |
| Scottsville | 2.6 | 1.3 | yes | 3 | Scottsville | 5.4 | 2.2 | no | 4 | Durbanville | 5.6 | 2.2 | yes | 2 | Turffontein | 13.9 | 4.2 | no | 5 | 41 | | Average per week | | 11733 | | 1,2,3&4 Total to date | | 50 | | Average per week | | | |
| Turffontein | 4.6 | 1.6 | no | 4 | Turffontein | 2 | 1.6 | yes | 3 | Durbanville | 4.1 | 1.2 | no | 6 | Mauritius | 3.9 | 2.4 | yes | 9 | Week | | 31/03/2014 to 06/04/2014 | | | | | | | | | | | |
| Durbanville | 1.6 | 1.1 | no | 1 | Turffontein | 7.7 | 2.1 | no | 6 | Vaal | 3.6 | 1.5 | no | 6 | Scottsville | 2.2 | 1.2 | no | 6 | | | | | | | | | | | | | | |
| Fairview | 4 | 1.4 | no | 1 | Durbanville | 3 | 1.3 | yes | 4 | Vaal | 15.4 | 3.2 | no | 8 | Clairwood | 5.4 | 2.1 | yes | 8 | | | | | | | | | | | | | | |
| Fairview | 2.5 | 1 | yes | 5 | Durbanville | 3.3 | 1.2 | no | 8 | Fairview | 4.9 | 1.5 | no | 3 | | | | | | | | | | | | | | | | | | | |
| Fairview | 1.4 | 1 | yes | 6 | Vaal | 2.7 | 1.3 | yes | 2 | Scottsville | 3.8 | 1.7 | yes | 4 | | | | | | | | | | | | | | | | | | | |
| Fairview | 8 | 2.2 | no | 9 | Vaal | 6.4 | 2.1 | yes | 5 | Scottsville | 3.1 | 2 | no | 5 | | | | | | | | | | | | | | | | | | | |
| Mauritius | 2.2 | 1 | yes | 3 | Fairview | 1.6 | 1.1 | yes | 2 | Scottsville | 3.3 | 1.5 | no | 7 | | | | | | | | | | | | | | | | | | | |
| Mauritius | 5.8 | 1.7 | yes | 5 | Fairview | 3.8 | 1.3 | no | 4 | Clairwood | 3.8 | 1.9 | yes | 3 | | | | | | | | | | | | | | | | | | | |
| Mauritius | 2.4 | 1.4 | yes | 8 | Mauritius | 3.2 | 1.3 | no | 7 | | | | | | | | | | | | | | | | | | | | | | | | |
| Turffontein | 20.1 | 5.2 | no | 5 | Turffontein | 6.5 | 2.3 | no | 3 | | | | | | | | | | | | | | | | | | | | | | | | |
| Turffontein | 4.2 | 1.4 | yes | 8 | Turffontein | 6.2 | 2.4 | no | 9 | | | | | | | | | | | | | | | | | | | | | | | | |
| Turffontein | 6.1 | 2.2 | no | 10 | Borrowdale | 2.1 | 2.7 | no | 2 | | | | | | | | | | | | | | | | | | | | | | | | |
| Scottsville | 1.2 | 1 | no | 2 | Borrowdale | 5.3 | 1.5 | no | 6 | | | | | | | | | | | | | | | | | | | | | | | | |
| Clairwood | 2.2 | 1.1 | yes | 1 | Clairwood | 2.8 | 1.4 | yes | 10 | | | | | | | | | | | | | | | | | | | | | | | | |
| Clairwood | 2.6 | 1.4 | yes | 5 | | | | | | | | | | | | | | | | | | | | | | | | | | | | | |
| Clairwood | 1.4 | 0 | no | 6 | | | | | | | | | | | | | | | | | | | | | | | | | | | | | |



click <http://horseracingtips.co.za> to go back to Home Page

| Selection No. 1 | | | | | Selection No. 2 | | | | | Selection No. 3 | | | | | Selection No. 4 | | | | | Totals Data | | | | | | | | | | | | | | | | | | | | | | |
|-----------------|---------|-----------|------------|------|-----------------|---------|-----------|------------|------|-----------------|---------|-----------|------------|------|-----------------|---------|-----------|------------|------|---|----------------------------------|------------|-------|-------|-------|------------|-------|-------|-------|-------|-------|-------|--|--|--|--|--|--|--|--|--|--|
| Track | Now Win | Now Place | Same Jock? | RACE | Track | Now Win | Now Place | Same Jock? | RACE | Track | Now Win | Now Place | Same Jock? | RACE | Track | Now Win | Now Place | Same Jock? | RACE | Totals For Week | Sel 1 | Sel 1 | Sel 1 | Sel 2 | Sel 2 | Sel 2 | Sel 3 | Sel 3 | Sel 3 | Sel 4 | Sel 4 | Sel 4 | | | | | | | | | | |
| Kimberley | 3.8 | 2.1 | no | 3 | Kimberley | 1.9 | 1.2 | no | 1 | Kimberley | 7.3 | 2.3 | no | 4 | Kimberley | 3.5 | 1.8 | yes | 9 | 59 | 18 | 8 | 10 | 16 | 6 | 10 | 13 | 3 | 10 | 12 | 4 | 8 | | | | | | | | | | |
| Clairwood | 3.4 | 1.5 | no | 3 | Clairwood | 1.2 | 1 | yes | 2 | Kimberley | 3.6 | 1.5 | no | 5 | Clairwood | 6.7 | 1.9 | no | 1 | | | | | | | | | | | | | | | | | | | | | | | |
| Durbanville | 1.8 | 1 | yes | 1 | Clairwood | 3.8 | 1.8 | yes | 4 | Vaal | 2.1 | 1.1 | no | 3 | Clairwood | 4.6 | 1.7 | no | 5 | 1,2&3 Totals For Week | | | | | | | | | | | | | | | | | | | | | | |
| Durbanville | 1.6 | 1.1 | yes | 4 | Durbanville | 2.6 | 1.4 | yes | 5 | Fairview | 3 | 1.5 | no | 7 | Clairwood | 23.1 | 5.1 | no | 7 | 47 | | | | | | | | | | | | | | | | | | | | | | |
| Vaal | 2.7 | 1.3 | yes | 2 | Vaal | 3.6 | 1.5 | no | 1 | Fairview | 3.6 | 1.2 | yes | 9 | Durbanville | 8.3 | 2.6 | no | 2 | | | | | | | | | | | | | | | | | | | | | | | |
| Vaal | 2.5 | 1.5 | no | 4 | Vaal | 3 | 1.5 | no | 8 | Turffontein | 3.1 | 1.5 | yes | 1 | Durbanville | 4.8 | 1.6 | no | 6 | 9808 | 1,2&3 Total to date | | | | | | | | | | | | | | | | | | | | | |
| Vaal | 11.1 | 3.8 | yes | 7 | Turffontein | 2 | 1.2 | no | 3 | Mauritius | 6.2 | 3 | no | 1 | Turffontein | 7.6 | 2.3 | no | 6 | 41 | Average per week | | | | | | | | | | | | | | | | | | | | | |
| Fairview | 3.2 | 1.4 | no | 1 | Turffontein | 3.2 | 2.8 | no | 6 | Mauritius | 4.2 | 1.1 | no | 8 | Turffontein | 5.5 | 3.8 | yes | 6 | | | | | | | | | | | | | | | | | | | | | | | |
| Fairview | 3.4 | 1.2 | yes | 4 | Mauritius | 2.1 | 3.6 | no | 2 | Kenilworth | 2.5 | 1.4 | no | 1 | Kenilworth | 3.2 | 1.4 | yes | 8 | | | | | | | | | | | | | | | | | | | | | | | |
| Fairview | 2.2 | 1.1 | no | 5 | Mauritius | 5.6 | 2 | no | 3 | Kenilworth | 15.3 | 4 | no | 7 | Scottsville | 4.3 | 2.4 | no | 5 | | | | | | | | | | | | | | | | | | | | | | | |
| Turffontein | 7.2 | 2.8 | no | 2 | Mauritius | 1.6 | 1 | no | 5 | Scottsville | 4.2 | 1.6 | yes | 7 | Scottsville | 2.1 | 1.3 | yes | 8 | | | | | | | | | | | | | | | | | | | | | | | |
| Turffontein | 3.6 | 1.9 | no | 4 | Kenilworth | 1.5 | 1.1 | yes | 6 | Turffontein | 3.1 | 1.4 | no | 5 | Turffontein | 26.1 | 5.2 | no | 7 | 11792 | 1,2,3&4 Total to date | | | | | | | | | | | | | | | | | | | | | |
| Mauritius | 2.3 | 1 | no | 9 | Scottsville | 4.9 | 1.1 | yes | 1 | Turffontein | 5.3 | 1.7 | no | 8 | | | | | | | | | | | | | | | | | | | | | | | | | | | | |
| Kenilworth | 2.7 | 1.4 | yes | 5 | Scottsville | 2.6 | 1 | no | 2 | | | | | | | | | | | | | | | | | | | | | | | | | | | | | | | | | |
| Kenilworth | 4.6 | 1.7 | yes | 9 | Scottsville | 2.7 | 1.8 | no | 4 | | | | | | | | | | | | | | | | | | | | | | | | | | | | | | | | | |
| Turffontein | 3.8 | 1.5 | no | 1 | Scottsville | 3.1 | 1.1 | yes | 6 | | | | | | | | | | | | | | | | | | | | | | | | | | | | | | | | | |
| Turffontein | 6.6 | 2.3 | no | 4 | | | | | | | | | | | | | | | | | | | | | | | | | | | | | | | | | | | | | | |
| | | | | | | | | | | | | | | | | | | | | Week | | 07/04/2014 | | to | | 13/04/2014 | | | | | | | | | | | | | | | | |
| | | | | | | | | | | | | | | | | | | | |  <p>click http://horseracingtips.co.za to go back to Home Page</p> | | | | | | | | | | | | | | | | | | | | | | |

| Selection No. 1 | | | | | Selection No. 2 | | | | | Selection No. 3 | | | | | Selection No. 4 | | | | | Totals Data Magic Grid™ Stats Start : September 2010 | | | | | | | | | | | | | | | | | |
|-----------------|---------|-----------|------------|------|-----------------|---------|-----------|------------|------|-----------------|---------|-----------|------------|------|-----------------|---------|-----------|------------|------|--|---------------------|---------|----------|---------|----------|---------|-----------------------|---------|---|--------------------------|---|---|--|--|--|--|--|
| Track | Now Win | Now Place | Same Jock? | RACE | Track | Now Win | Now Place | Same Jock? | RACE | Track | Now Win | Now Place | Same Jock? | RACE | Track | Now Win | Now Place | Same Jock? | RACE | Totals For Week | Sel1 yes | Sel1 no | Sel2 yes | Sel2 no | Sel3 yes | Sel3 no | Sel4 yes | Sel4 no | | | | | | | | | |
| Kimberley | 3.3 | 1.6 | no | 3 | Kimberley | 3.8 | 2 | no | 1 | Kimberley | 3.3 | 1.1 | no | 4 | Kimberley | 6.2 | 2.6 | no | 2 | 52 | 13 | 1 | 12 | 13 | 6 | 7 | 15 | 9 | 6 | 11 | 6 | 5 | | | | | |
| Kimberley | 8.7 | 4.4 | yes | 7 | Kimberley | 2.5 | 1.9 | yes | 8 | Vaal | 4.1 | 1.3 | yes | 5 | Kimberley | 4.2 | 1.3 | no | 6 | 1,2&3 Totals For Week | | | | | | | | | | | | | | | | | |
| Clairwood | 2.1 | 1.3 | no | 2 | Vaal | 1.4 | 1.3 | no | 2 | Clairwood | 3 | 1 | yes | 3 | Vaal | 5.6 | 2.1 | yes | 3 | 41 | | | | | | | | | | | | | | | | | |
| Clairwood | 3.2 | 2 | no | 6 | Fairview | 3.5 | 1.4 | no | 4 | Clairwood | 7.4 | 4.4 | no | 8 | Clairwood | 6.7 | 2.1 | no | 5 | | | | | | | | | | | | | | | | | | |
| Vaal | 4.8 | 1.7 | no | 1 | Fairview | 3.8 | 1.4 | yes | 5 | Vaal | 3.8 | 2.2 | yes | 2 | Clairwood | 8.1 | 2 | no | 7 | | | | | | | | | | | | | | | | | | |
| Vaal | 2.1 | 1.5 | no | 5 | Mauritius | 12.3 | 2.1 | no | 3 | Vaal | 2.6 | 1.1 | yes | 4 | Vaal | 4.7 | 1.5 | yes | 3 | 9849 | 1,2&3 Total to date | | | | Week | | | | | 239 | | | | | | | |
| Vaal | 6.4 | 2.4 | no | 7 | Turffontein | 4.6 | 1.1 | yes | 3 | Fairview | 5.8 | 1.7 | no | 8 | Vaal | 27.5 | 7.5 | yes | 8 | 41 | Average per week | | | | | | | | | | | | | | | | |
| Fairview | 5.9 | 1.8 | no | 1 | Turffontein | 4.4 | 1.6 | no | 4 | Mauritius | 4.1 | 1.2 | yes | 4 | Mauritius | 3.6 | 1.6 | yes | 1 | | | | | | | | | | | | | | | | | | |
| Fairview | 1.5 | 1 | no | 2 | Turffontein | 2.5 | 1 | yes | 5 | Turffontein | 2.5 | 1.3 | no | 7 | Mauritius | 7 | 1.6 | yes | 5 | | | | | | | | | | | | | | | | | | |
| Fairview | 2.2 | 1 | no | 3 | Mauritius | 3.6 | 2.9 | yes | 8 | Turffontein | 5.6 | 2.4 | no | 8 | Mauritius | 7.3 | 2.8 | no | 6 | | | | | | | | | | | | | | | | | | |
| Mauritius | 1.9 | 1.4 | no | 7 | Clairwood | 2.3 | 1.2 | no | 2 | Clairwood | 5.5 | 1.8 | no | 3 | Turffontein | 2.3 | 1 | yes | 9 | | | | | | | | | | | | | | | | | | |
| Clairwood | 5.1 | 2.1 | no | 1 | Clairwood | 1.5 | 1.3 | yes | 4 | Clairwood | 2.3 | 1.1 | yes | 5 | | | | | | | | | | | | | | | | | | | | | | | |
| Clairwood | 10.6 | 3.3 | no | 6 | Borrowdale | 3.2 | 1.6 | no | 6 | Clairwood | 4.5 | 2.1 | yes | 8 | | | | | | | | | | | | | | | | | | | | | | | |
| | | | | | | | | | | Borrowdale | 3.5 | 1 | yes | 2 | | | | | | | | | | | | | | | | | | | | | | | |
| | | | | | | | | | | Borrowdale | 4.3 | 1.4 | yes | 5 | | | | | | | | | | | | | | | | | | | | | | | |
| | | | | | | | | | | | | | | | | | 11844 | | | | | | | | | | 1,2,3&4 Total to date | | | | | | | | | | |
| | | | | | | | | | | | | | | | | | 50 | | | | | | | | | | Average per week | | | | | | | | | | |
| | | | | | | | | | | | | | | | | | Week | | | | | | | | | | | | | 14/04/2014 to 20/04/2014 | | | | | | | |



click <http://horseracingtips.co.za> to go back to Home Page

| Selection No. 1 | | | | Selection No. 2 | | | | Selection No. 3 | | | | Selection No. 4 | | | | Totals Data | | Magic Grid™ Stats Start : September 2010 | | | | | | | | | | | | | | | | | | | | | | |
|-----------------|---------|-----------|------------|-----------------|-------------|---------|-----------|-----------------|------|-------------|---------|-----------------|------------|------|-------------|-------------|-----------|--|------|-----------------------|---------------------|-----------|----------|-------|-----------|----------|-------|-----------|----------|-------|-----------|----------|--|--|--|--|--|--|--|--|
| Track | Now Win | Now Place | Same Jock? | RACE | Track | Now Win | Now Place | Same Jock? | RACE | Track | Now Win | Now Place | Same Jock? | RACE | Track | Now Win | Now Place | Same Jock? | RACE | Totals For Week | Sel 1 | Sel 1 yes | Sel 1 no | Sel 2 | Sel 2 yes | Sel 2 no | Sel 3 | Sel 3 yes | Sel 3 no | Sel 4 | Sel 4 yes | Sel 4 no | | | | | | | | |
| Kimberley | 2.7 | 1 | yes | 2 | Kimberley | 3.8 | 2.3 | no | 1 | Kimberley | 5.3 | 1.8 | yes | 6 | Kimberley | 2.9 | 1.4 | yes | 3 | 53 | 16 | 9 | 7 | 18 | 9 | 9 | 10 | 7 | 3 | 9 | 5 | 4 | | | | | | | | |
| Kimberley | 4.6 | 1.9 | no | 4 | Kenilworth | 5.6 | 2 | no | 6 | Vaal | 8.4 | 2.4 | no | 1 | Kenilworth | 10.6 | 3 | no | 5 | 1,2&3 Totals For Week | | | | | | | | | | | | | | | | | | | | |
| Kenilworth | 4.4 | 1.8 | no | 2 | Kenilworth | 6.7 | 2.4 | yes | 7 | Vaal | 2.2 | 1 | no | 4 | Greyville | 7 | 2.7 | no | 1 | 44 | | | | | | | | | | | | | | | | | | | | |
| Kenilworth | 12.5 | 3.5 | no | 8 | Vaal | 2.5 | 1.1 | no | 5 | Fairview | 2.7 | 1.4 | yes | 1 | Mauritius | 2.6 | 2 | yes | 7 | | | | | | | | | | | | | | | | | | | | | |
| Vaal | 1.3 | 1 | yes | 2 | Vaal | 4.8 | 1.9 | no | 9 | Fairview | 4.4 | 1.8 | yes | 4 | Kenilworth | 11.6 | 2.8 | no | 3 | | | | | | | | | | | | | | | | | | | | | |
| Vaal | 2.3 | 1.3 | yes | 3 | Fairview | 4.5 | 1.8 | yes | 3 | Fairview | 3.3 | 1.4 | yes | 5 | Scottsville | 8.6 | 2.1 | yes | 1 | 9893 | 1,2&3 Total to date | | Week | | 240 | | | | | | | | | | | | | | | |
| Vaal | 25.9 | 4.6 | no | 1 | Fairview | 6.1 | 2.1 | yes | 6 | Mauritius | 2.5 | 1.5 | yes | 4 | Scottsville | 1.4 | 1.1 | yes | 4 | 41 | Average per week | | | | | | | | | | | | | | | | | | | |
| Vaal | 2.4 | 1 | yes | 2 | Fairview | 4.4 | 1.3 | yes | 8 | Mauritius | 3.1 | 1.4 | yes | 6 | Scottsville | 2.2 | 1.3 | no | 5 | | | | | | | | | | | | | | | | | | | | | |
| Vaal | 7 | 2.5 | yes | 10 | Fairview | 5.8 | 2.3 | yes | 9 | Turffontein | 3.3 | 1.4 | no | 1 | Scottsville | 7.6 | 2.9 | yes | 9 | | | | | | | | | | | | | | | | | | | | | |
| Fairview | 3.2 | 1.1 | yes | 7 | Greyville | 4.4 | 1.6 | no | 2 | Turffontein | 2.2 | 1.3 | yes | 3 | | | | | | | | | | | | | | | | | | | | | | | | | | |
| Greyville | 4.9 | 1.7 | no | 7 | Mauritius | 3.1 | 1.7 | no | 1 | | | | | | | | | | | | | | | | | | | | | | | | | | | | | | | |
| Mauritius | 2.1 | 1.7 | yes | 2 | Mauritius | 2 | 1 | yes | 9 | | | | | | | | | | | | | | | | | | | | | | | | | | | | | | | |
| Mauritius | 7.2 | 1.9 | yes | 8 | Turffontein | 2.6 | 1 | no | 7 | | | | | | | | | | | | | | | | | | | | | | | | | | | | | | | |
| Turffontein | 1.1 | 1 | no | 2 | Kenilworth | 2.3 | 1.4 | yes | 1 | | | | | | | | | | | | | | | | | | | | | | | | | | | | | | | |
| Turffontein | 2 | 1.3 | yes | 8 | Kenilworth | 1.8 | 1.2 | no | 2 | | | | | | | | | | | | | | | | | | | | | | | | | | | | | | | |
| Kenilworth | 3.1 | 1.3 | no | 6 | Kenilworth | 3.1 | 1.3 | yes | 4 | | | | | | | | | | | | | | | | | | | | | | | | | | | | | | | |
| | | | | Kenilworth | 2.3 | 1.6 | no | 7 | | | | | | | | | | | | | | | | | | | | | | | | | | | | | | | | |
| | | | | Scottsville | 6.3 | 2.2 | yes | 3 | | | | | | | | | | | | | | | | | | | | | | | | | | | | | | | | |




click <http://horseracingtips.co.za> to go back to Home Page

| Selection No. 1 | | | | | Selection No. 2 | | | | | Selection No. 3 | | | | | Selection No. 4 | | | | | Totals Data | | Magic Grid™ Stats Start : September 2010 | | | | | | | | | | | | | | | |
|-----------------|---------|-----------|------------|------|-----------------|---------|-----------|------------|------|-----------------|---------|-----------|------------|------|-----------------|---------|-----------|------------|------|-----------------------|-------|--|---------|-------|----------|-----------------------|--------------------------|----------|---------|------------------|------------------|---------|--|--|--|--|--|
| Today's Track | Now Win | Now Place | Same Jock? | RACE | Today's Track | Now Win | Now Place | Same Jock? | RACE | Today's Track | Now Win | Now Place | Same Jock? | RACE | Today's Track | Now Win | Now Place | Same Jock? | RACE | Totals For Week | Sel 1 | Sel1 yes | Sel1 no | Sel 2 | Sel2 yes | Sel2 no | Sel 3 | Sel3 yes | Sel3 no | Sel 4 | Sel4 yes | Sel4 no | | | | | |
| Clairwood | 1 | 1 | yes | 2 | Kenilworth | 3.5 | 1.4 | yes | 1 | Kenilworth | 3 | 1.2 | yes | 2 | Clairwood | 8.7 | 3.6 | yes | 5 | 70 | 22 | 11 | 11 | 22 | 11 | 11 | 11 | 6 | 5 | 15 | 7 | 8 | | | | | |
| Clairwood | 5.6 | 2 | no | 4 | Clairwood | 2.1 | 1.6 | no | 1 | Kenilworth | 8.1 | 2.5 | no | 5 | Clairwood | 2.4 | 1.3 | yes | 7 | 1,2&3 Totals For Week | | 55 | | 9948 | | 1,2&3 Total to date | | Week | | 241 | | | | | | | |
| Clairwood | 2.9 | 1.5 | yes | 8 | Clairwood | 3.2 | 2 | yes | 6 | Turffontein | 3.6 | 1.3 | no | 1 | Turffontein | 4.6 | 1 | no | 3 | 41 | | Average per week | | 11967 | | 1,2,3&4 Total to date | | 50 | | Average per week | | | | | | | |
| Clairwood | 4.3 | 1.5 | yes | 9 | Clairwood | 2.4 | 1.4 | no | 10 | Mauritius | 6.5 | 1.6 | yes | 8 | Turffontein | 5.1 | 1.9 | yes | 7 | Turffontein | 5.1 | 1.9 | yes | 7 | Week | | 28/04/2014 to 04/05/2014 | | | | | | | | | | |
| Turffontein | 1.5 | 1 | yes | 2 | Turffontein | 3.2 | 1.7 | no | 5 | Greyville | 5.1 | 1.9 | yes | 2 | Turffontein | 6.8 | 1.7 | yes | 8 | Turffontein | 6.8 | 1.7 | yes | 8 | 50 | | Average per week | | | | | | | | | | |
| Fairview | 2.5 | 1.5 | no | 3 | Fairview | 1.5 | 1 | no | 1 | Greyville | 6.5 | 1.7 | yes | 7 | Vaal | 3.7 | 1.7 | no | 1 | Vaal | 3.7 | 1.7 | no | 1 | 50 | | Average per week | | | | | | | | | | |
| Fairview | 5.4 | 1.4 | no | 4 | Fairview | 2.7 | 1.2 | no | 2 | Turffontein | 5.7 | 2 | no | 4 | Vaal | 11.5 | 4.3 | yes | 5 | Vaal | 11.5 | 4.3 | yes | 5 | 11967 | | 1,2,3&4 Total to date | | 50 | | Average per week | | | | | | |
| Fairview | 5.8 | 2.2 | yes | 5 | Fairview | 5.3 | 2.2 | yes | 8 | Turffontein | 3.7 | 1.8 | no | 5 | Vaal | 9.1 | 2.5 | no | 7 | Vaal | 9.1 | 2.5 | no | 7 | 50 | | Average per week | | | | | | | | | | |
| Vaal | 2.5 | 1.1 | no | 4 | Vaal | 1.4 | 1 | yes | 2 | Mauritius | 4.2 | 1.4 | yes | 7 | Vaal | 14.1 | 4 | yes | 8 | Vaal | 14.1 | 4 | yes | 8 | 50 | | Average per week | | | | | | | | | | |
| Vaal | 2.6 | 1 | no | 6 | Vaal | 3.2 | 1.8 | no | 3 | Kenilworth | 3.4 | 1.3 | yes | 4 | Fairview | 6.8 | 2.4 | no | 7 | Fairview | 6.8 | 2.4 | no | 7 | 50 | | Average per week | | | | | | | | | | |
| Fairview | 2.2 | 1.2 | no | 2 | Vaal | 10.3 | 2.9 | no | 9 | Kenilworth | 2.8 | 1 | no | 5 | Mauritius | 6.8 | 2 | yes | 5 | Mauritius | 6.8 | 2 | yes | 5 | 11967 | | 1,2,3&4 Total to date | | 50 | | Average per week | | | | | | |
| Fairview | 7.2 | 2.5 | yes | 6 | Fairview | 2.2 | 1.1 | yes | 1 | | | | | | Greyville | 3.9 | 0 | no | 4 | Greyville | 3.9 | 0 | no | 4 | 11967 | | 1,2,3&4 Total to date | | 50 | | Average per week | | | | | | |
| Fairview | 15.7 | 4.3 | no | 8 | Fairview | 5 | 1.5 | no | 3 | | | | | | Turffontein | 11.1 | 2.7 | no | 2 | Turffontein | 11.1 | 2.7 | no | 2 | 50 | | Average per week | | | | | | | | | | |
| Mauritius | 3.5 | 1.2 | yes | 4 | Fairview | 3.9 | 1.7 | yes | 4 | | | | | | Turffontein | 9.6 | 3.3 | no | 3 | Turffontein | 9.6 | 3.3 | no | 3 | 50 | | Average per week | | | | | | | | | | |
| Greyville | 7.1 | 2.2 | no | 3 | Mauritius | 4.2 | 1.8 | yes | 1 | | | | | | Turffontein | 4.8 | 1.8 | no | 6 | Turffontein | 4.8 | 1.8 | no | 6 | 50 | | Average per week | | | | | | | | | | |
| Turffontein | 2.7 | 1.1 | no | 1 | Greyville | 1.7 | 1.3 | no | 10 | | | | | | | | | | | | | | | | | | | | | | | | | | | | |
| Greyville | 3.6 | 1.3 | yes | 8 | Mauritius | 1.9 | 1.3 | yes | 1 | | | | | | | | | | | | | | | | | | | | | | | | | | | | |
| Greyville | 8.6 | 2.3 | no | 9 | Mauritius | 2.5 | 1.2 | yes | 2 | | | | | | | | | | | | | | | | | | | | | | | | | | | | |
| Mauritius | 1.6 | 1 | yes | 4 | Mauritius | 2.4 | 1.4 | yes | 6 | | | | | | | | | | | | | | | | | | | | | | | | | | | | |
| Mauritius | 1.6 | 1 | yes | 8 | Kenilworth | 2.7 | 1.2 | no | 1 | | | | | | | | | | | | | | | | | | | | | | | | | | | | |
| Kenilworth | 1.4 | 1 | no | 3 | Kenilworth | 3.6 | 1.4 | no | 2 | | | | | | | | | | | | | | | | | | | | | | | | | | | | |
| Kenilworth | 2 | 1.3 | yes | 7 | Kenilworth | 2.7 | 1.4 | yes | 9 | | | | | | | | | | | | | | | | | | | | | | | | | | | | |



click <http://horseracingtips.co.za> to go back to Home Page


| Selection No. 1 | | | | | Selection No. 2 | | | | | Selection No. 3 | | | | | Selection No. 4 | | | | | Totals Data | | | | | | | | | | | | | |
|-----------------|---------|-----------|------------|------|-----------------|---------|-----------|------------|------|-----------------|---------|-----------|------------|------|-----------------|---------|-----------|------------|------|---|---------------------|--------------------------|-------|------|-------|------|-------|------|---|----|---|---|--|
| Track | Now Win | Now Place | Same Jock? | RACE | Track | Now Win | Now Place | Same Jock? | RACE | Track | Now Win | Now Place | Same Jock? | RACE | Track | Now Win | Now Place | Same Jock? | RACE | Totals For Week | 1 yes | 1 no | 2 yes | 2 no | 3 yes | 3 no | 4 yes | 4 no | | | | | |
| Kimberley | 1.3 | 1 | yes | 2 | Vaal | 2.3 | 1.5 | no | 2 | Kimberley | 2.1 | 1.2 | no | 5 | Kimberley | 14.3 | 4.2 | yes | 9 | 60 | 20 | 11 | 9 | 19 | 9 | 10 | 11 | 3 | 8 | 10 | 5 | 5 | |
| Kimberley | 4.2 | 1.4 | no | 4 | Vaal | 2.8 | 0 | no | 4 | Kimberley | 2 | 1.1 | yes | 6 | Vaal | 4 | 1.7 | no | 1 | 1,2&3 Totals For Week | | | | | | | | | | | | | |
| Vaal | 13.5 | 3.7 | no | 7 | Vaal | 3.9 | 1.5 | no | 5 | Vaal | 5.7 | 1.4 | no | 2 | Vaal | 5.8 | 1.6 | yes | 3 | 50 | | | | | | | | | | | | | |
| Fairview | 5.6 | 1.2 | yes | 1 | Vaal | 1.8 | 1 | yes | 8 | Vaal | 3.9 | 1.5 | no | 3 | Vaal | 7.4 | 1.9 | no | 1 | | | | | | | | | | | | | | |
| Fairview | 4.5 | 1.6 | no | 2 | Vaal | 3.7 | 1.8 | yes | 7 | Vaal | 1.8 | 1 | no | 5 | Vaal | 12.3 | 3.3 | yes | 4 | | | | | | | | | | | | | | |
| Fairview | 4.9 | 1.6 | no | 3 | Fairview | 4.5 | 2.1 | no | 7 | Fairview | 22.5 | 6.2 | no | 5 | Turffontein | 4.8 | 2.1 | no | 5 | 9998 | 1,2&3 Total to date | | Week | | 242 | | | | | | | | |
| Mauritius | 1.9 | 1.6 | yes | 3 | Mauritius | 3.3 | 1.5 | yes | 5 | Turffontein | 5.5 | 2 | no | 2 | Turffontein | 4.5 | 2.2 | no | 6 | | | | | | | | | | | | | | |
| Mauritius | 3.6 | 1.2 | yes | 4 | Mauritius | 3.1 | 1.1 | yes | 7 | Kenilworth | 2.3 | 1.1 | yes | 4 | Borrowdale | 7.8 | 1.8 | yes | 2 | 41 | Average per week | | | | | | | | | | | | |
| Mauritius | 2.8 | 1.1 | yes | 6 | Borrowdale | 1.8 | 1.1 | no | 3 | Kenilworth | 2.5 | 1.3 | no | 5 | Borrowdale | 14 | 2.7 | yes | 7 | | | | | | | | | | | | | | |
| Mauritius | 4.8 | 2 | yes | 8 | Kenilworth | 3.8 | 1.6 | no | 1 | Clairwood | 1.6 | 1.3 | yes | 2 | Fairview | 7.9 | 2.9 | no | 9 | | | | | | | | | | | | | | |
| Turffontein | 2.5 | 1.3 | no | 3 | Kenilworth | 5.4 | 1.9 | no | 6 | Clairwood | 2.2 | 1.2 | no | 8 | | | | | | | | | | | | | | | | | | | |
| Turffontein | 1.8 | 1.2 | yes | 4 | Kenilworth | 5.8 | 1.8 | no | 8 | | | | | | | | | | | | | | | | | | | | | | | | |
| Borrowdale | 1.8 | 2.4 | yes | 4 | Clairwood | 4 | 1.6 | no | 6 | | | | | | | | | | | | | | | | | | | | | | | | |
| Borrowdale | 2.3 | 1.5 | yes | 5 | Clairwood | 1.6 | 1 | yes | 9 | | | | | | | | | | | | | | | | | | | | | | | | |
| Borrowdale | 1.6 | 1 | no | 6 | Clairwood | 2.2 | 1.3 | yes | 11 | | | | | | | | | | | | | | | | | | | | | | | | |
| Kenilworth | 2.2 | 1 | no | 2 | Fairview | 3.4 | 1.2 | yes | 1 | | | | | | | | | | | | | | | | | | | | | | | | |
| Clairwood | 2.6 | 1.5 | yes | 4 | Fairview | 2 | 1 | yes | 2 | | | | | | | | | | | | | | | | | | | | | | | | |
| Clairwood | 2 | 1.1 | no | 7 | Fairview | 3.9 | 1.5 | yes | 7 | | | | | | | | | | | | | | | | | | | | | | | | |
| Fairview | 3.8 | 1.5 | no | 5 | Fairview | 3.2 | 1.5 | no | 8 | | | | | | | | | | | | | | | | | | | | | | | | |
| Fairview | 5.5 | 2 | yes | 6 | | | | | | | | | | | | | | | | | | | | | | | | | | | | | |
| | | | | | | | | | | | | | | | | | | | | 12027 | | 1,2,3&4 Total to date | | | | | | | | | | | |
| | | | | | | | | | | | | | | | | | | | | 50 | | Average per week | | | | | | | | | | | |
| | | | | | | | | | | | | | | | | | | | | Week | | 05/05/2014 to 11/05/2014 | | | | | | | | | | | |
| | | | | | | | | | | | | | | | | | | | |  | | | | | | | | | | | | | |
| | | | | | | | | | | | | | | | | | | | | click http://horseracingtips.co.za to go back to Home Page | | | | | | | | | | | | | |

| Selection No. 1 | | | | | Selection No. 2 | | | | | Selection No. 3 | | | | | Selection No. 4 | | | | | Totals Data Magic Grid™ Stats Start : September 2010 | | | | | | | | | | | | | | | | | | | | | | |
|-----------------|---------|-----------|------------|------|-----------------|---------|-----------|------------|------|-----------------|---------|-----------|------------|------|-----------------|---------|-----------|------------|------|--|-------|-----------|----------|-------|-----------|----------|-------|-----------|----------|-------|-----------|----------|--|-----------------------|--|----------|--|--|--|--|--|--|
| Today's Track | Now Win | Now Place | Same Jock? | RACE | Today's Track | Now Win | Now Place | Same Jock? | RACE | Today's Track | Now Win | Now Place | Same Jock? | RACE | Today's Track | Now Win | Now Place | Same Jock? | RACE | Totals For Week | Sel 1 | Sel 1 yes | Sel 1 no | Sel 2 | Sel 2 yes | Sel 2 no | Sel 3 | Sel 3 yes | Sel 3 no | Sel 4 | Sel 4 yes | Sel 4 no | | | | | | | | | | |
| Kimberley | 8.1 | 2.3 | no | 4 | Kimberley | 1.5 | 1 | yes | 2 | Kimberley | 9.7 | 2.8 | no | 1 | Kimberley | 6.9 | 2.9 | yes | 3 | 59 | 18 | 10 | 8 | 15 | 5 | 10 | 17 | 6 | 11 | 9 | 3 | 6 | | | | | | | | | | |
| Kimberley | 3.6 | 1.5 | no | 5 | Kenilworth | 1.6 | 1.1 | no | 1 | Kimberley | 5.2 | 1.9 | no | 6 | Scottsville | 3.2 | 1.5 | yes | 7 | 1,2&3 Totals For Week | | | | | | | | | | | 50 | | | | | | | | | | | |
| Kimberley | 6.6 | 2.4 | yes | 9 | Kenilworth | 2.6 | 1.4 | no | 2 | Kimberley | 7.7 | 2.9 | no | 7 | Vaal | 4.5 | 1.2 | no | 5 | | | | | | | | | | | | | 10048 | | 1,2&3 Total to date | | Week 243 | | | | | | |
| Kenilworth | 1.7 | 1 | no | 6 | Scottsville | 2.1 | 1.3 | yes | 2 | Kenilworth | 2.5 | 1.5 | yes | 4 | Fairview | 5 | 1.6 | yes | 2 | | | | | | | | | | | | | 41 | | Average per week | | | | | | | | |
| Scottsville | 3.7 | 1.2 | yes | 10 | Scottsville | 3 | 1.6 | no | 4 | Kenilworth | 2.9 | 1.8 | no | 5 | Mauritius | 5 | 1.4 | no | 1 | | | | | | | | | | | | | 12086 | | 1,2,3&4 Total to date | | | | | | | | |
| Vaal | 9.2 | 2.1 | no | 4 | Vaal | 4 | 1.7 | no | 3 | Kenilworth | 2.4 | 1.4 | no | 8 | Mauritius | 6.5 | 2.1 | no | 7 | | | | | | | | | | | | | 50 | | Average per week | | | | | | | | |
| Fairview | 3.9 | 1.8 | yes | 6 | Vaal | 12.2 | 3.4 | yes | 9 | Vaal | 3 | 1.3 | no | 1 | Clairwood | 5.2 | 2.1 | no | 1 | | | | | | | | | | | | | | | | | | | | | | | |
| Fairview | 4 | 1.1 | no | 7 | Fairview | 3.5 | 1.7 | no | 3 | Vaal | 3.3 | 1.6 | yes | 7 | Clairwood | 9.8 | 1.9 | no | 2 | | | | | | | | | | | | | | | | | | | | | | | |
| Mauritius | 2 | 1 | yes | 4 | Fairview | 2.6 | 1 | no | 5 | Fairview | 5.3 | 2.1 | no | 1 | Clairwood | 4 | 1.7 | no | 8 | | | | | | | | | | | | | | | | | | | | | | | |
| Mauritius | 2 | 0 | yes | 9 | Greyville | 1.9 | 1 | no | 5 | Fairview | 8 | 2.9 | no | 4 | | | | | | | | | | | | | | | | | | | | | | | | | | | | |
| Turffontein | 1.6 | 1 | yes | 2 | Greyville | 5 | 1.9 | no | 7 | Greyville | 7.2 | 2.5 | yes | 3 | | | | | | | | | | | | | | | | | | | | | | | | | | | | |
| Turffontein | 2.4 | 1.1 | yes | 3 | Turffontein | 1.6 | 1 | no | 1 | Greyville | 8.5 | 2.8 | yes | 4 | | | | | | | | | | | | | | | | | | | | | | | | | | | | |
| Turffontein | 4.9 | 1.7 | no | 5 | Turffontein | 6.4 | 2.8 | yes | 7 | Greyville | 1.7 | 1 | yes | 6 | | | | | | | | | | | | | | | | | | | | | | | | | | | | |
| Turffontein | 6.8 | 2.2 | no | 10 | Kenilworth | 8.1 | 2.3 | no | 9 | Greyville | 7.3 | 2.3 | no | 8 | | | | | | | | | | | | | | | | | | | | | | | | | | | | |
| Kenilworth | 1.2 | 1 | yes | 6 | Clairwood | 7.6 | 2.6 | yes | 4 | Mauritius | 3 | 1.4 | yes | 5 | | | | | | | | | | | | | | | | | | | | | | | | | | | | |
| Clairwood | 2.8 | 1 | yes | 3 | | | | | | Kenilworth | 1.5 | 1.3 | no | 2 | | | | | | | | | | | | | | | | | | | | | | | | | | | | |
| Clairwood | 1.1 | 1 | yes | 5 | | | | | | Clairwood | 4.5 | 2 | no | 7 | | | | | | | | | | | | | | | | | | | | | | | | | | | | |
| Clairwood | 2.1 | 1 | no | 9 | | | | | | | | | | | | | | | | | | | | | | | | | | | | | | | | | | | | | | |



click <http://horseracingtips.co.za> to go back to Home Page

| Selection No. 1 | | | | Selection No. 2 | | | | Selection No. 3 | | | | Selection No. 4 | | | | Totals Data | | | | | | | | | | | | | | | | | | | | | | |
|-----------------|---------|-----------|------------|-----------------|-------------|---------|-----------|-----------------|------|-------------|---------|-----------------|------------|------|-------------|-------------|-----------|------------|------|-----------------------|-----------------------|----------|---------|-------|----------|---------|-------|----------|---------|-------|----------|---------|--|--|--|--|------|-----|
| Track | Now Win | Now Place | Same Jock? | RACE | Track | Now Win | Now Place | Same Jock? | RACE | Track | Now Win | Now Place | Same Jock? | RACE | Track | Now Win | Now Place | Same Jock? | RACE | Totals For Week | Sel 1 | Sel1 yes | Sel1 no | Sel 2 | Sel2 yes | Sel2 no | Sel 3 | Sel3 yes | Sel3 no | Sel 4 | Sel4 yes | Sel4 no | | | | | | |
| Durbanville | 2.5 | 1 | yes | 4 | Vaal | 1.9 | 1 | no | 2 | Vaal | 2.3 | 1.6 | no | 1 | Vaal | 4.7 | 2.3 | yes | 8 | 50 | 13 | 5 | 8 | 16 | 5 | 11 | 13 | 5 | 8 | 8 | 3 | 5 | | | | | | |
| Durbanville | 3.2 | 1.3 | no | 6 | Vaal | 4.9 | 1.6 | no | 4 | Durbanville | 4.8 | 1.6 | no | 2 | Durbanville | 8.9 | 2.5 | no | 7 | 1,2&3 Totals For Week | | | | | | | | | | | | | | | | | | |
| Vaal | 1.5 | 1 | yes | 1 | Durbanville | 1.5 | 1 | no | 1 | Durbanville | 4.7 | 1.1 | no | 3 | Fairview | 28 | 4.5 | yes | 1 | 42 | | | | | | | | | | | | | | | | | | |
| Vaal | 3.1 | 1.6 | yes | 2 | Fairview | 3.4 | 1.3 | no | 5 | Fairview | 4.4 | 1.8 | yes | 3 | Fairview | 11.6 | 2.9 | no | 2 | | | | | | | | | | | | | | | | | | | |
| Vaal | 3.5 | 1.7 | no | 3 | Fairview | 5.2 | 1.8 | yes | 7 | Fairview | 6.8 | 1.8 | no | 8 | Kenilworth | 6.5 | 2.9 | no | 1 | | | | | | | | | | | | | | | | | | | |
| Vaal | 4.2 | 1.7 | no | 4 | Mauritius | 6.9 | 1.8 | no | 3 | Scottsville | 9 | 2.5 | yes | 1 | Kenilworth | 7.6 | 2.9 | no | 2 | 10090 | 1,2&3 Total to date | | | | | | | | | | | | | | | | Week | 244 |
| Vaal | 3 | 1.2 | no | 5 | Mauritius | 4.1 | 1.4 | no | 7 | Scottsville | 1.6 | 1.3 | yes | 7 | Kenilworth | 4.7 | 2.8 | no | 3 | | | | | | | | | | | | | | | | | | | |
| Mauritius | 2.8 | 1.7 | yes | 6 | Mauritius | 6.5 | 1.4 | yes | 9 | Scottsville | 5.6 | 2.5 | yes | 9 | Borrowdale | 2.1 | 1.2 | yes | 7 | 41 | Average per week | | | | | | | | | | | | | | | | | |
| Scottsville | 12.4 | 3 | no | 6 | Scottsville | 6.5 | 2.2 | yes | 3 | Kenilworth | 11.5 | 2.6 | no | 4 | Kenilworth | 2.7 | 1.3 | yes | 8 | | | | | | | | | | | | | | | | | | | |
| Turffontein | 3.4 | 1.5 | no | 2 | Kenilworth | 3.9 | 1.7 | yes | 5 | Kenilworth | 2.7 | 1.3 | yes | 8 | Kenilworth | 3.3 | 1.4 | no | 3 | | | | | | | | | | | | | | | | | | | |
| Turffontein | 1.4 | 1 | yes | 8 | Kenilworth | 2.8 | 1.3 | no | 6 | Turffontein | 3.3 | 1.4 | no | 3 | Turffontein | 6.3 | 1.9 | no | 6 | 12136 | 1,2,3&4 Total to date | | | | | | | | | | | | | | | | | |
| Borrowdale | 5.9 | 2 | no | 2 | Kenilworth | 2 | 1.1 | no | 7 | Turffontein | 6.3 | 1.9 | no | 6 | Turffontein | 1.6 | 1 | no | 1 | 50 | Average per week | | | | | | | | | | | | | | | | | |
| Borrowdale | 3.3 | 1.7 | no | 4 | Turffontein | 1.3 | 1 | no | 1 | Borrowdale | 1.6 | 1 | no | 1 | Turffontein | 2.9 | 1.2 | no | 4 | | | | | | | | | | | | | | | | | | | |
| | | | | | Turffontein | 2.9 | 1.2 | no | 4 | | | | | | Turffontein | 5.8 | 2.1 | no | 9 | | | | | | | | | | | | | | | | | | | |
| | | | | | Turffontein | 5.8 | 2.1 | no | 9 | | | | | | Borrowdale | 2.6 | 1.2 | yes | 6 | | | | | | | | | | | | | | | | | | | |
| | | | | | Borrowdale | 2.6 | 1.2 | yes | 6 | | | | | | | | | | | | | | | | | | | | | | | | | | | | | |




click <http://horseracingtips.co.za> to go back to Home Page

| Selection No. 1 | | | | Selection No. 2 | | | | Selection No. 3 | | | | Selection No. 4 | | | | Totals Data | | | | | | | | | | | | | | | | | | | | | | | | | | | | | | | |
|-----------------|---------|-----------|------------|-----------------|-------------|---------|-----------|-----------------|------|-------------|---------|-----------------|------------|------|-------------|-------------|-----------|------------|------|--|---|---|---|----|---|----|----|---|---|----|----|----|----|----|----|----|----|----|----|----|--|--|--|--|--|--|--|
| Track | Now Win | Now Place | Same Jock? | RACE | Track | Now Win | Now Place | Same Jock? | RACE | Track | Now Win | Now Place | Same Jock? | RACE | Track | Now Win | Now Place | Same Jock? | RACE | Totals For Week | 1 | 2 | 3 | 4 | 5 | 6 | 7 | 8 | 9 | 10 | 11 | 12 | 13 | 14 | 15 | 16 | 17 | 18 | 19 | 20 | | | | | | | |
| Fairview | 2.8 | 1.6 | yes | 1 | Fairview | 1.6 | 1.1 | no | 3 | Fairview | 2.3 | 1 | yes | 2 | Fairview | 1.9 | 1.2 | no | 6 | 51 | 6 | 3 | 3 | 18 | 6 | 12 | 16 | 8 | 8 | 11 | 5 | 6 | | | | | | | | | | | | | | | |
| Scottsville | 13.2 | 3.5 | no | 4 | Fairview | 2.8 | 1.2 | no | 4 | Fairview | 2.8 | 1.5 | yes | 5 | Fairview | 4.5 | 1.7 | yes | 9 | | | | | | | | | | | | | | | | | | | | | | | | | | | | |
| Fairview | 6.1 | 1.6 | yes | 4 | Scottsville | 4.2 | 1.5 | no | 1 | Fairview | 4.1 | 1.6 | no | 8 | Vaal | 7.6 | 2.2 | yes | 8 | 1,2&3 Totals For Week | | | | | | | | | | | | | | | | | | | | | | | | | | | |
| Mauritius | 18.9 | 4 | no | 5 | Scottsville | 2 | 1.3 | yes | 6 | Scottsville | 6.7 | 1.7 | yes | 3 | Scottsville | 2.8 | 1.1 | no | 10 | 40 | | | | | | | | | | | | | | | | | | | | | | | | | | | |
| Mauritius | 3 | 1.1 | yes | 3 | Scottsville | 4.6 | 1.5 | no | 7 | Vaal | 3.9 | 1.9 | yes | 4 | Vaal | 4.5 | 1.7 | no | 5 | | | | | | | | | | | | | | | | | | | | | | | | | | | | |
| Turffontein | 3.2 | 1.4 | no | 3 | Vaal | 3.2 | 1.7 | no | 10 | Fairview | 1.8 | 1.3 | no | 5 | Fairview | 5.3 | 1.4 | no | 3 | | | | | | | | | | | | | | | | | | | | | | | | | | | | |
| | | | | | Fairview | 3.5 | 1.4 | yes | 1 | Fairview | 4.1 | 1.5 | yes | 6 | Mauritius | 6.2 | 1.9 | yes | 4 | 10130 1,2&3 Total to date | | | | | | | | | | | | | | | | | | | | | | | | | | | |
| | | | | | Mauritius | 4.9 | 2.1 | yes | 3 | Mauritius | 5.8 | 1.8 | yes | 7 | Greyville | 4.4 | 1.4 | yes | 4 | Week 245 | | | | | | | | | | | | | | | | | | | | | | | | | | | |
| | | | | | Mauritius | 5 | 1.7 | yes | 6 | Greyville | 3.4 | 1.9 | yes | 6 | Greyville | 2.8 | 1.3 | yes | 7 | 41 Average per week | | | | | | | | | | | | | | | | | | | | | | | | | | | |
| | | | | | Mauritius | 2.3 | 1.2 | yes | 8 | Kenilworth | 4.4 | 1.3 | no | 2 | Mauritius | 8.9 | 3.3 | no | 9 | | | | | | | | | | | | | | | | | | | | | | | | | | | | |
| | | | | | Greyville | 2 | 1 | no | 1 | Kenilworth | 4 | 1.5 | no | 4 | Turffontein | 7.2 | 2.1 | no | 1 | | | | | | | | | | | | | | | | | | | | | | | | | | | | |
| | | | | | Greyville | 5 | 2.4 | no | 5 | Greyville | 5.2 | 2 | no | 9 | | | | | | 12187 1,2,3&4 Total to date | | | | | | | | | | | | | | | | | | | | | | | | | | | |
| | | | | | Kenilworth | 6.1 | 1.8 | no | 1 | Mauritius | 2.6 | 1.5 | no | 4 | | | | | | 50 Average per week | | | | | | | | | | | | | | | | | | | | | | | | | | | |
| | | | | | Kenilworth | 4.6 | 1.4 | no | 3 | Mauritius | 8.2 | 3.2 | yes | 5 | | | | | | | | | | | | | | | | | | | | | | | | | | | | | | | | | |
| | | | | | Greyville | 4.6 | 2.1 | no | 8 | Turffontein | 2 | 1.1 | no | 4 | | | | | | | | | | | | | | | | | | | | | | | | | | | | | | | | | |
| | | | | | Kenilworth | 1.7 | 1.2 | yes | 7 | Turffontein | 7 | 2.1 | no | 5 | | | | | | | | | | | | | | | | | | | | | | | | | | | | | | | | | |
| | | | | | Kenilworth | 3.3 | 2 | no | 8 | | | | | | | | | | | | | | | | | | | | | | | | | | | | | | | | | | | | | | |
| | | | | | Turffontein | 2.9 | 1.3 | no | 2 | | | | | | | | | | | | | | | | | | | | | | | | | | | | | | | | | | | | | | |
| | | | | | | | | | | | | | | | | | | | | Week 26/05/2014 to 01/06/2014 | | | | | | | | | | | | | | | | | | | | | | | | | | | |



click <http://horseracingtips.co.za> to go back to Home Page

| Selection No. 1 | | | | Selection No. 2 | | | | Selection No. 3 | | | | Selection No. 4 | | | | Totals Data | | | | | | | | | | | | | | | | | | | | | | | | | | | |
|-----------------|---------|-----------|------------|-----------------|--------------|---------|-----------|-----------------|------|--------------|---------|-----------------|------------|------|--------------|-------------|-----------|------------|------|-----------------------|-------|--------------------------|---------|--|----------|---|-------|----------|---------|-------|----------|---------|--|------------------|--|-------|--|-----------------------|--|----|--|------------------|--|
| Todays Track | Now Win | Now Place | Same Jock? | RACE | Todays Track | Now Win | Now Place | Same Jock? | RACE | Todays Track | Now Win | Now Place | Same Jock? | RACE | Todays Track | Now Win | Now Place | Same Jock? | RACE | Totals For Week | Sel 1 | Sel1 yes | Sel1 no | Sel 2 | Sel2 yes | Sel2 no | Sel 3 | Sel3 yes | Sel3 no | Sel 4 | Sel4 yes | Sel4 no | | | | | | | | | | | |
| Kimberley | 5 | 1.8 | yes | 4 | Kimberley | 1.9 | 1 | yes | 1 | Kimberley | 2 | 1 | no | 7 | Scottsville | 1.9 | 1.1 | no | 2 | 53 | 12 | 6 | 6 | 17 | 7 | 10 | 13 | 5 | 8 | 11 | 5 | 6 | | | | | | | | | | | |
| Kenilworth | 2.9 | 1.4 | yes | 2 | Kimberley | 25.4 | 7.6 | no | 5 | Kimberley | 8.1 | 2.7 | yes | 9 | Vaal | 4.2 | 1.8 | yes | 2 | 1,2&3 Totals For Week | | 42 | | 10172 | | 1,2&3 Total to date | | Week | | 246 | | 41 | | Average per week | | 12240 | | 1,2,3&4 Total to date | | 50 | | Average per week | |
| Kenilworth | 3.6 | 1.6 | no | 7 | Kenilworth | 6 | 2.2 | yes | 4 | Kenilworth | 8.4 | 2.4 | yes | 3 | Fairview | 7.5 | 1.8 | no | 3 | Week | | 02/06/2014 to 08/06/2014 | |  | | click http://horseracingtips.co.za to go back to Home Page | | | | | | | | | | | | | | | | | |
| Scottsville | 3.3 | 1.5 | yes | 3 | Kenilworth | 28.8 | 6.8 | no | 5 | Vaal | 3 | 1.6 | no | 4 | Fairview | 4.1 | 1.9 | no | 4 | | | | | | | | | | | | | | | | | | | | | | | | |
| Scottsville | 4.4 | 1.3 | no | 6 | Scottsville | 7.9 | 2.4 | no | 7 | Vaal | 4.9 | 1.6 | yes | 5 | Fairview | 4 | 1.8 | no | 7 | | | | | | | | | | | | | | | | | | | | | | | | |
| Vaal | 3 | 1.5 | yes | 6 | Vaal | 3.1 | 1.4 | no | 1 | Fairview | 10.9 | 3.2 | no | 5 | Fairview | 2.2 | 1 | yes | 8 | | | | | | | | | | | | | | | | | | | | | | | | |
| Fairview | 2.9 | 1.7 | no | 4 | Vaal | 3.5 | 1.5 | no | 3 | Clairwood | 2.3 | 1.2 | yes | 8 | Mauritius | 2.5 | 1.7 | yes | 4 | | | | | | | | | | | | | | | | | | | | | | | | |
| Mauritius | 4.3 | 2 | no | 8 | Mauritius | 6.3 | 2.7 | yes | 1 | Borrowdale | 3.2 | 1.1 | no | 1 | Clairwood | 8.1 | 3.4 | no | 2 | | | | | | | | | | | | | | | | | | | | | | | | |
| Turffontein | 8.2 | 2.4 | yes | 2 | Mauritius | 14.8 | 3.2 | no | 2 | Borrowdale | 3.1 | 1.7 | no | 4 | Clairwood | 5 | 2 | yes | 9 | | | | | | | | | | | | | | | | | | | | | | | | |
| Turffontein | 3.5 | 1.5 | yes | 6 | Mauritius | 5.7 | 2.1 | no | 3 | Turffontein | 4 | 1.7 | no | 3 | Kenilworth | 2.3 | 1.2 | yes | 3 | | | | | | | | | | | | | | | | | | | | | | | | |
| Turffontein | 3.9 | 1.6 | no | 7 | Clairwood | 1.3 | 1 | no | 1 | Turffontein | 6 | 1.7 | no | 8 | Kenilworth | 2.6 | 1.3 | no | 4 | | | | | | | | | | | | | | | | | | | | | | | | |
| Kenilworth | 6.3 | 2.1 | no | 2 | Clairwood | 18.9 | 3.8 | yes | 10 | Turffontein | 1.7 | 1.7 | no | 9 | | | | | | | | | | | | | | | | | | | | | | | | | | | | | |
| | | | | | Borrowdale | 3.3 | 1.5 | no | 5 | Kenilworth | 5.2 | 2 | yes | 9 | | | | | | | | | | | | | | | | | | | | | | | | | | | | | |
| | | | | | Turffontein | 5.8 | 2.2 | no | 1 | | | | | | | | | | | | | | | | | | | | | | | | | | | | | | | | | | |
| | | | | | Kenilworth | 1.7 | 1.1 | yes | 5 | | | | | | | | | | | | | | | | | | | | | | | | | | | | | | | | | | |
| | | | | | Kenilworth | 1.7 | 1 | yes | 6 | | | | | | | | | | | | | | | | | | | | | | | | | | | | | | | | | | |
| | | | | | Kenilworth | 2.5 | 1.8 | yes | 7 | | | | | | | | | | | | | | | | | | | | | | | | | | | | | | | | | | |

| Selection No. 1 | | | | | Selection No. 2 | | | | | Selection No. 3 | | | | | Selection No. 4 | | | | | Totals Data | | | | | | | | | | | | |
|-----------------|---------|-----------|------------|------|-----------------|---------|-----------|------------|------|-----------------|---------|-----------|------------|------|-----------------|---------|-----------|------------|------|-------------------------------|-------|----------|---------|-------|----------|---------|-------|----------|---------|-------|----------|---------|
| Todays Track | Now Win | Now Place | Same Jock? | RACE | Todays Track | Now Win | Now Place | Same Jock? | RACE | Todays Track | Now Win | Now Place | Same Jock? | RACE | Todays Track | Now Win | Now Place | Same Jock? | RACE | Totals For Week | Sel 1 | Sel1 yes | Sel1 no | Sel 2 | Sel2 yes | Sel2 no | Sel 3 | Sel3 yes | Sel3 no | Sel 4 | Sel4 yes | Sel4 no |
| Kimberley | 3.2 | 1 | no | 1 | Kimberley | 5.6 | 2.3 | yes | 9 | Kimberley | 2.3 | 0 | no | 2 | Kimberley | 5 | 2 | no | 4 | 49 | 13 | 3 | 10 | 17 | 7 | 10 | 9 | 3 | 6 | 10 | 2 | 8 |
| Kimberley | 3.1 | 1.6 | yes | 3 | Vaal | 2.6 | 1.1 | yes | 1 | Vaal | 3 | 1.8 | yes | 5 | Greyville | 34.1 | 6.6 | yes | 5 | 1,2&3 Totals For Week | | | | | | | | | | | | |
| Greyville | 1.8 | 1.2 | no | 2 | Vaal | 6.8 | 1.8 | no | 2 | Vaal | 8.1 | 2 | no | 8 | Greyville | 5.2 | 2.1 | no | 7 | 39 | | | | | | | | | | | | |
| Greyville | 23.2 | 4.6 | no | 3 | Vaal | 6.2 | 2.2 | no | 4 | Fairview | 3.3 | 1.8 | no | 3 | Greyville | 7.2 | 2.1 | no | 8 | 10211 1,2&3 Total to date | | | | | | | | | | | | |
| Vaal | 16.7 | 4.3 | no | 3 | Greyville | 1.9 | 1.4 | yes | 1 | Greyville | 3.6 | 1.6 | no | 3 | Mauritius | 3.2 | 1 | no | 1 | Week 247 | | | | | | | | | | | | |
| Vaal | 4.5 | 2.2 | yes | 6 | Greyville | 6.6 | 2 | yes | 9 | Mauritius | 3.6 | 1.5 | yes | 5 | Mauritius | 11.9 | 3.6 | no | 4 | 41 Average per week | | | | | | | | | | | | |
| Fairview | 17.1 | 3.7 | no | 8 | Vaal | 3.1 | 1.7 | no | 1 | Clairwood | 2.6 | 1.5 | no | 1 | Mauritius | 4 | 1.5 | no | 6 | 12289 1,2,3&4 Total to date | | | | | | | | | | | | |
| Greyville | 2.9 | 1.4 | no | 9 | Vaal | 23.2 | 6.3 | no | 7 | Clairwood | 7.7 | 1.5 | yes | 5 | Mauritius | 6.7 | 2.2 | no | 9 | 50 Average per week | | | | | | | | | | | | |
| Greyville | 2.9 | 1.4 | no | 10 | Fairview | 4.3 | 1.9 | yes | 1 | Clairwood | 2.2 | 1.1 | no | 9 | Clairwood | 3.2 | 1.8 | yes | 4 | Week 09/06/2014 to 15/06/2014 | | | | | | | | | | | | |
| Mauritius | 2 | 1.2 | yes | 7 | Greyville | 1.4 | 1.1 | yes | 2 | | | | | | Clairwood | 3.9 | 1.7 | no | 8 | | | | | | | | | | | | | |
| Turffontein | 6.1 | 3 | no | 1 | Greyville | 4.2 | 1.7 | no | 5 | | | | | | | | | | | | | | | | | | | | | | | |
| Turffontein | 2.4 | 1.1 | no | 4 | Greyville | 2.8 | 1.6 | no | 8 | | | | | | | | | | | | | | | | | | | | | | | |
| Clairwood | 2.6 | 1.6 | no | 3 | Mauritius | 3.2 | 1.8 | no | 8 | | | | | | | | | | | | | | | | | | | | | | | |
| | | | | | Turffontein | 2.9 | 1.4 | no | 2 | | | | | | | | | | | | | | | | | | | | | | | |
| | | | | | Turffontein | 6.3 | 2 | no | 6 | | | | | | | | | | | | | | | | | | | | | | | |
| | | | | | Turffontein | 5.3 | 2.2 | no | 8 | | | | | | | | | | | | | | | | | | | | | | | |
| | | | | | Clairwood | 1.7 | 1 | yes | 7 | | | | | | | | | | | | | | | | | | | | | | | |



click <http://horseracingtips.co.za> to go back to Home Page

| Selection No. 1 | | | | | Selection No. 2 | | | | | Selection No. 3 | | | | | Selection No. 4 | | | | | Totals Data | | | | | | | | | | | | | | | | | |
|-----------------|---------|-----------|------------|------|-----------------|---------|-----------|------------|------|-----------------|---------|-----------|------------|------|----------------------------|---------|-----------|------------|------|--|-------|------|-------|------|--------------------------------------|------|-------|------|----|---|---|---|--|--|--|--|--|
| Todays Track | Now Win | Now Place | Same Jock? | RACE | Todays Track | Now Win | Now Place | Same Jock? | RACE | Todays Track | Now Win | Now Place | Same Jock? | RACE | Todays Track | Now Win | Now Place | Same Jock? | RACE | Totals For Week | 1 yes | 1 no | 2 yes | 2 no | 3 yes | 3 no | 4 yes | 4 no | | | | | | | | | |
| Kenilworth | 1.8 | 0 | yes | 2 | Kenilworth | 4.9 | 1.2 | no | 4 | Vaal | 9.2 | 1.3 | no | 4 | Scottsville | 4.1 | 1.5 | no | 5 | 53 | 17 | 8 | 9 | 18 | 12 | 6 | 10 | 0 | 10 | 8 | 4 | 4 | | | | | |
| Kenilworth | 2.9 | 1.4 | no | 3 | Kenilworth | 1.8 | 1.2 | yes | 8 | Vaal | 3.9 | 1.5 | no | 5 | Scottsville | 8 | 2.9 | no | 8 | 1,2&3 Totals For Week | | | | | | | | | | | | | | | | | |
| Vaal | 3.9 | 1.7 | no | 4 | Kenilworth | 5.2 | 2.3 | yes | 9 | Scottsville | 3.5 | 1.7 | no | 2 | Vaal | 3.6 | 1.5 | yes | 1 | 45 | | | | | | | | | | | | | | | | | |
| Scottsville | 1.5 | 1.2 | no | 3 | Vaal | 1.9 | 1.1 | yes | 2 | Fairview | 2.8 | 1.6 | no | 1 | Fairview | 3.9 | 1.7 | no | 4 | Fairview | 3.9 | 1.9 | yes | 6 | 10256 1,2&3 Total to date | | | | | | | | | | | | |
| Vaal | 1.6 | 1 | no | 2 | Vaal | 6.7 | 2.1 | yes | 3 | Mauritius | 4.5 | 5.3 | no | 1 | Fairview | 3.9 | 1.9 | yes | 6 | Kenilworth | 5.1 | 2.6 | no | 8 | 41 Average per week | | | | | | | | | | | | |
| Vaal | 2.9 | 1 | yes | 7 | Vaal | 10.7 | 2.9 | no | 6 | Mauritius | 11.3 | 2.5 | no | 5 | Kenilworth | 5.1 | 2.6 | no | 8 | 10256 1,2&3 Total to date | | | | | | | | | | | | | | | | | |
| Fairview | 7.5 | 2.1 | no | 2 | Scottsville | 3.9 | 1.3 | yes | 6 | Mauritius | 3.7 | 1.7 | no | 6 | Clairwood | 4.1 | 1.9 | yes | 6 | Week 248 | | | | | | | | | | | | | | | | | |
| Mauritius | 5.7 | 2.1 | no | 4 | Scottsville | 5.2 | 1.7 | yes | 9 | Turffontein | 6.4 | 1.8 | no | 4 | Clairwood | 4.1 | 1.9 | yes | 6 | 41 Average per week | | | | | | | | | | | | | | | | | |
| Mauritius | 5.9 | 2.3 | yes | 7 | Vaal | 1.9 | 1.1 | no | 4 | Clairwood | 2.1 | 1.3 | no | 1 | Clairwood | 5.9 | 2.4 | yes | 10 | 12342 1,2,3&4 Total to date | | | | | | | | | | | | | | | | | |
| Mauritius | 5.9 | 2.3 | yes | 8 | Fairview | 7.6 | 2.4 | yes | 5 | Clairwood | 9.6 | 4 | no | 8 | 50 Average per week | | | | | | | | | | | | | | | | | | | | | | |
| Turffontein | 2.1 | 1.1 | no | 1 | Mauritius | 4 | 1.3 | yes | 2 | | | | | | | | | | | | | | | | | | | | | | | | | | | | |
| Turffontein | 3.5 | 1.6 | no | 2 | Mauritius | 5 | 1.3 | yes | 3 | | | | | | | | | | | | | | | | | | | | | | | | | | | | |
| Turffontein | 3.5 | 1.5 | yes | 5 | Mauritius | 5 | 1.6 | yes | 9 | | | | | | | | | | | | | | | | | | | | | | | | | | | | |
| Turffontein | 1.4 | 1.1 | yes | 9 | Turffontein | 3.1 | 1.2 | yes | 3 | | | | | | | | | | | | | | | | | | | | | | | | | | | | |
| Kenilworth | 6.4 | 2 | yes | 1 | Turffontein | 10.5 | 3 | no | 10 | | | | | | | | | | | | | | | | | | | | | | | | | | | | |
| Kenilworth | 3.4 | 1.7 | yes | 3 | Kenilworth | 1.9 | 1 | no | 6 | | | | | | | | | | | | | | | | | | | | | | | | | | | | |
| Clairwood | 1.2 | 1.1 | no | 3 | Clairwood | 3.4 | 1.5 | yes | 2 | | | | | | | | | | | | | | | | | | | | | | | | | | | | |
| | | | | | Clairwood | 3.8 | 1.6 | no | 6 | | | | | | | | | | | | | | | | | | | | | | | | | | | | |



click <http://horseracingtips.co.za> to go back to Home Page

| Selection No. 1 | | | | | Selection No. 2 | | | | | Selection No. 3 | | | | | Selection No. 4 | | | | | Totals Data | | | | | | | | | | | | | Magic Grid™ Stats Start : September 2010 | |
|-----------------|---------|-----------|------------|------|-----------------|---------|-----------|------------|------|-----------------|---------|-----------|------------|------|-----------------|---------|-----------|------------|------|--|-------|----------|---------|-------|----------|---------|-------|----------|---------|-------|----------|---------|--|--|
| Today's Track | Now Win | Now Place | Same Jock? | RACE | Today's Track | Now Win | Now Place | Same Jock? | RACE | Today's Track | Now Win | Now Place | Same Jock? | RACE | Today's Track | Now Win | Now Place | Same Jock? | RACE | Totals For Week | Sel 1 | Sel1 yes | Sel1 no | Sel 2 | Sel2 yes | Sel2 no | Sel 3 | Sel3 yes | Sel3 no | Sel 4 | Sel4 yes | Sel4 no | | |
| Kimberley | 1.6 | 1 | yes | 1 | Kenilworth | 1.6 | 1 | no | 2 | Kenilworth | 6.8 | 2 | no | 5 | Kimberley | 2.9 | 1.4 | yes | 2 | 59 | 18 | 9 | 9 | 11 | 4 | 7 | 14 | 7 | 7 | 16 | 9 | 7 | | |
| Kimberley | 1.2 | 1 | no | 4 | Kenilworth | 1.4 | 1.2 | yes | 4 | Vaal | 3.9 | 1.4 | no | 5 | Kimberley | 14.1 | 3.4 | no | 6 | 1,2&3 Totals For Week | | | | | | | | | | | | | | |
| Kimberley | 3.8 | 1.8 | yes | 7 | Vaal | 3.7 | 1.7 | no | 8 | Fairview | 6.2 | 1.8 | no | 2 | Kenilworth | 3.9 | 1.3 | no | 6 | 43 | | | | | | | | | | | | | | |
| Kenilworth | 2.7 | 1.4 | no | 1 | Fairview | 10.3 | 3.8 | yes | 4 | Fairview | 2.2 | 1.1 | no | 3 | Kenilworth | 14.5 | 4 | yes | 7 | 10299 1,2&3 Total to date | | | | | | | | | | | | | | |
| Scottsville | 2 | 1.1 | yes | 1 | Fairview | 6.4 | 2 | no | 7 | Mauritius | 3.2 | 1.6 | yes | 3 | Scottsville | 6.5 | 2.1 | no | 2 | 41 Average per week | | | | | | | | | | | | | | |
| Scottsville | 2.1 | 1 | no | 3 | Turffontein | 7.8 | 3.1 | no | 3 | Mauritius | 5.2 | 1.5 | no | 4 | Scottsville | 3.2 | 1.4 | yes | 5 | Week 249 | | | | | | | | | | | | | | |
| Scottsville | 3.7 | 1.6 | no | 6 | Turffontein | 3.9 | 1.3 | yes | 5 | Kenilworth | 5 | 2.4 | no | 4 | Scottsville | 4.4 | 1.6 | no | 7 | 12401 1,2,3&4 Total to date | | | | | | | | | | | | | | |
| Vaal | 22.7 | 5.3 | no | 1 | Clairwood | 11.5 | 2.1 | no | 5 | Kenilworth | 6.2 | 2 | yes | 6 | Vaal | 4 | 1.3 | no | 2 | 50 Average per week | | | | | | | | | | | | | | |
| Mauritius | 2.4 | 1.6 | yes | 2 | Clairwood | 2.4 | 1.4 | no | 7 | Clairwood | 3 | 1.4 | yes | 2 | Vaal | 5.3 | 2 | yes | 4 | Week 23/06/2014 to 29/06/2014 | | | | | | | | | | | | | | |
| Mauritius | 2.3 | 1 | yes | 5 | Borrowdale | 6.9 | 1.1 | no | 8 | Clairwood | 3 | 1.4 | yes | 4 | Mauritius | 9.4 | 3.3 | yes | 1 | | | | | | | | | | | | | | | |
| Mauritius | 3.6 | 0 | yes | 6 | Borrowdale | 2 | 1.2 | yes | 10 | Clairwood | 2.5 | 1.2 | yes | 6 | Turffontein | 6.6 | 2.2 | no | 4 | | | | | | | | | | | | | | | |
| Turffontein | 4.4 | 1.4 | no | 1 | | | | | | Clairwood | 2.9 | 1.5 | yes | 9 | Kenilworth | 9.6 | 2.3 | yes | 5 | | | | | | | | | | | | | | | |
| Turffontein | 6.7 | 2.2 | yes | 8 | | | | | | Borrowdale | 3.9 | 2.2 | yes | 1 | Clairwood | 3.8 | 1.7 | yes | 1 | | | | | | | | | | | | | | | |
| Kenilworth | 2.7 | 1.1 | yes | 3 | | | | | | Borrowdale | 11.3 | 4 | no | 3 | Borrowdale | 3.7 | 1.6 | yes | 4 | | | | | | | | | | | | | | | |
| Kenilworth | 7.3 | 1.9 | no | 8 | | | | | | Borrowdale | 6 | 2 | no | 5 | Borrowdale | 6 | 2 | no | 5 | | | | | | | | | | | | | | | |
| Clairwood | 3.8 | 1.7 | yes | 3 | | | | | | Borrowdale | 6.4 | 2.3 | yes | 7 | Borrowdale | 6.4 | 2.3 | yes | 7 | | | | | | | | | | | | | | | |
| Clairwood | 5.7 | 1.7 | no | 8 | | | | | | | | | | | | | | | | | | | | | | | | | | | | | | |
| Borrowdale | 2.1 | 1 | no | 2 | | | | | | | | | | | | | | | | | | | | | | | | | | | | | | |




click <http://horseracingtips.co.za> to go back to Home Page

| Selection No. 1 | | | | | Selection No. 2 | | | | | Selection No. 3 | | | | | Selection No. 4 | | | | | Totals Data | | | | | | | | | | | | | | | |
|-----------------|---------|-----------|------------|------|-----------------|---------|-----------|------------|------|-----------------|---------|-----------|------------|------|-----------------|---------|-----------|------------|------|------------------------------------|-------|-------|-------|-------|-------|-------|-------|-------|-------|-------|-------|-------|---|-----|----|
| Today's Track | Now Win | Now Place | Same Jock? | RACE | Today's Track | Now Win | Now Place | Same Jock? | RACE | Today's Track | Now Win | Now Place | Same Jock? | RACE | Today's Track | Now Win | Now Place | Same Jock? | RACE | Totals For Week | Sel 1 | Sel 1 | Sel 1 | Sel 2 | Sel 2 | Sel 2 | Sel 3 | Sel 3 | Sel 3 | Sel 4 | Sel 4 | Sel 4 | | | |
| | | | | | | | | | | | | | | | | | | | | | 1 | yes | no | 2 | yes | no | 3 | yes | no | 3 | yes | no | 4 | yes | no |
| Kimberley | 1.5 | 1 | no | 1 | Kimberley | 2.3 | 1.3 | no | 6 | Kimberley | 3 | 1.4 | yes | 5 | Kimberley | 19.1 | 5.1 | no | 2 | 52 | 12 | 3 | 9 | 18 | 7 | 11 | 13 | 10 | 3 | 9 | 3 | 6 | | | |
| Kimberley | 5.5 | 2 | yes | 3 | Kimberley | 4.9 | 1.8 | no | 9 | Vaal | 3.1 | 1.3 | yes | 2 | Kimberley | 6.2 | 1.9 | no | 8 | 1,2&3 Totals For Week 43 | | | | | | | | | | | | | | | |
| Kimberley | 2.8 | 1.4 | no | 7 | Durbanville | 3.2 | 1.2 | yes | 2 | Vaal | 3.3 | 1.3 | yes | 4 | Vaal | 4.3 | 1.7 | no | 3 | 10342 1,2&3 Total to date Week 250 | | | | | | | | | | | | | | | |
| Durbanville | 3.2 | 1.4 | no | 8 | Durbanville | 4.5 | 1.2 | yes | 3 | Vaal | 3.7 | 1.8 | yes | 9 | Vaal | 9.9 | 2.5 | yes | 3 | 41 Average per week | | | | | | | | | | | | | | | |
| Mauritius | 1.7 | 1.2 | yes | 4 | Durbanville | 3.3 | 1.5 | no | 4 | Vaal | 5.3 | 2.4 | yes | 1 | Vaal | 2.7 | 1.3 | no | 4 | 12453 1,2,3&4 Total to date | | | | | | | | | | | | | | | |
| Mauritius | 4.8 | 2.1 | no | 9 | Vaal | 2 | 0 | yes | 2 | Vaal | 2.7 | 1.2 | yes | 5 | Fairview | 11.6 | 3.1 | no | 7 | 50 Average per week | | | | | | | | | | | | | | | |
| Greyville | 2.4 | 1.5 | no | 3 | Fairview | 2.6 | 1.6 | yes | 4 | Vaal | 1.9 | 1.1 | yes | 2 | Greyville | 2.9 | 1.6 | yes | 4 | Week 30/06/2014 to 06/07/2014 | | | | | | | | | | | | | | | |
| Turffontein | 3.6 | 1.6 | no | 4 | Mauritius | 3.1 | 1.1 | no | 2 | Vaal | 2.5 | 1.1 | yes | 8 | Greyville | 5.8 | 1.9 | yes | 11 | | | | | | | | | | | | | | | | |
| Turffontein | 4.3 | 1.8 | no | 5 | Mauritius | 4.5 | 1.6 | no | 5 | Fairview | 2.6 | 1.3 | yes | 6 | Turffontein | 6 | 2.7 | no | 6 | | | | | | | | | | | | | | | | |
| Turffontein | 11.2 | 3.4 | no | 5 | Greyville | 5.1 | 1.8 | no | 1 | Mauritius | 6.1 | 1.4 | no | 6 | | | | | | | | | | | | | | | | | | | | | |
| Turffontein | 20.4 | 3.9 | no | 8 | Greyville | 4.6 | 1.9 | yes | 6 | Mauritius | 4.6 | 1.3 | no | 8 | | | | | | | | | | | | | | | | | | | | | |
| | | | | | Greyville | 2.9 | 1.4 | no | 8 | Turffontein | 3.2 | 1.3 | no | 3 | | | | | | | | | | | | | | | | | | | | | |
| | | | | | Greyville | 1.5 | 1 | yes | 9 | Turffontein | 6.8 | 1.6 | yes | 4 | | | | | | | | | | | | | | | | | | | | | |
| | | | | | Turffontein | 3.4 | 1.8 | no | 1 | | | | | | | | | | | | | | | | | | | | | | | | | | |
| | | | | | Turffontein | 2.4 | 1.8 | no | 2 | | | | | | | | | | | | | | | | | | | | | | | | | | |
| | | | | | Turffontein | 1.9 | 1 | yes | 3 | | | | | | | | | | | | | | | | | | | | | | | | | | |
| | | | | | Turffontein | 2.4 | 1.3 | no | 8 | | | | | | | | | | | | | | | | | | | | | | | | | | |



click <http://horseracingtips.co.za> to go back to Home Page

| Selection No. 1 | | | | Selection No. 2 | | | | Selection No. 3 | | | | Selection No. 4 | | | | Totals Data | | | | Magic Grid™ Stats Start : September 2010 | | | | | | | | | | | | |
|-----------------|---------|-----------|------------|-----------------|-------------|---------|-----------|-----------------|------|-------------|---------|-----------------|------------|------|------------|-------------|-----------|------------|------|--|-------|--|---------|---|----------|----------------------------------|-------|-----------------|---------|-------------------------|----------|---------|
| Track | Now Win | Now Place | Same Jock? | RACE | Track | Now Win | Now Place | Same Jock? | RACE | Track | Now Win | Now Place | Same Jock? | RACE | Track | Now Win | Now Place | Same Jock? | RACE | Totals For Week | Sel 1 | Sel1 yes | Sel1 no | Sel 2 | Sel2 yes | Sel2 no | Sel 3 | Sel3 yes | Sel3 no | Sel 4 | Sel4 yes | Sel4 no |
| Fairview | 4.4 | 1.3 | yes | 5 | Fairview | 3.4 | 1.6 | yes | 3 | Fairview | 7.5 | 2 | no | 2 | Kenilworth | 4.2 | 1.4 | no | 1 | 53 | 11 | 4 | 7 | 13 | 5 | 8 | 15 | 6 | 9 | 14 | 3 | 11 |
| Kenilworth | 1.8 | 1.3 | no | 4 | Fairview | 4 | 1.2 | no | 4 | Fairview | 4.2 | 1.5 | no | 6 | Kenilworth | 2.2 | 1.5 | no | 5 | 1,2&3 Totals For Week | | 39 | | 10381 | | 1,2&3 Total to date | | Week 251 | | | | |
| Kenilworth | 8.4 | 2.7 | no | 6 | Clairwood | 2.4 | 1 | no | 1 | Vaal | 6.2 | 2.4 | yes | 7 | Clairwood | 5.4 | 1.4 | no | 2 | 41 | | Average per week | | 12506 | | 1,2,3&4 Total to date | | 50 | | Average per week | | |
| Clairwood | 4.9 | 2.2 | no | 7 | Vaal | 4 | 1.3 | no | 5 | Fairview | 3.4 | 1.2 | no | 2 | Clairwood | 4.5 | 1.6 | yes | 4 | Week 07/07/2014 to 13/07/2014 | |  | | click http://horseracingtips.co.za to go back to Home Page | | | | | | | | |
| Vaal | 1.4 | 1 | no | 1 | Mauritius | 2.9 | 1 | yes | 4 | Fairview | 4.8 | 1.6 | yes | 4 | Clairwood | 3.8 | 1.9 | no | 6 | | | | | | | | | | | | | |
| Fairview | 2.4 | 1.2 | yes | 7 | Mauritius | 4.8 | 2.8 | no | 9 | Fairview | 4.2 | 1.7 | no | 5 | Vaal | 4.8 | 1.8 | no | 2 | | | | | | | | | | | | | |
| Borrowdale | 2 | 1 | yes | 1 | Clairwood | 2.4 | 1 | no | 3 | Fairview | 10.5 | 2.2 | no | 9 | Vaal | 8.6 | 3.2 | no | 4 | | | | | | | | | | | | | |
| Kenilworth | 2.9 | 1.6 | no | 1 | Clairwood | 4.3 | 1.5 | yes | 5 | Mauritius | 5.3 | 2.3 | no | 3 | Fairview | 6 | 2.4 | no | 3 | | | | | | | | | | | | | |
| Kenilworth | 1.6 | 1.3 | yes | 2 | Clairwood | 2.1 | 1.2 | yes | 7 | Mauritius | 5.1 | 3.5 | no | 6 | Mauritius | 11.8 | 3.3 | no | 5 | | | | | | | | | | | | | |
| Kenilworth | 1.3 | 0 | no | 7 | Borrowdale | 8.8 | 2.6 | no | 4 | Clairwood | 7 | 1.7 | no | 1 | Clairwood | 2.6 | 1.2 | yes | 2 | | | | | | | | | | | | | |
| Turffontein | 1.6 | 1.2 | no | 2 | Borrowdale | 7.5 | 2.3 | yes | 5 | Clairwood | 2 | 1.3 | yes | 4 | Clairwood | 7 | 2.2 | no | 8 | | | | | | | | | | | | | |
| | | | | | Turffontein | 5.3 | 1.7 | no | 7 | Borrowdale | 2.2 | 1 | yes | 3 | Borrowdale | 9 | 3 | no | 2 | | | | | | | | | | | | | |
| | | | | | Turffontein | 7.7 | 2.6 | no | 8 | Kenilworth | 12.4 | 2.8 | yes | 4 | Borrowdale | 3 | 2.2 | yes | 6 | | | | | | | | | | | | | |
| | | | | | | | | | | Kenilworth | 2.9 | 1.6 | no | 8 | Kenilworth | 8.9 | 1.9 | no | 3 | | | | | | | | | | | | | |
| | | | | | | | | | | Turffontein | 8.5 | 1.9 | yes | 3 | | | | | | | | | | | | | | | | | | |

| Selection No. 1 | | | | | Selection No. 2 | | | | | Selection No. 3 | | | | | Selection No. 4 | | | | | Totals Data | | | | | | | | | | | | | Magic Grid™ Stats Start : September 2010 | | | |
|-----------------|---------|-----------|------------|------|-----------------|---------|-----------|------------|------|-----------------|---------|-----------|------------|------|-----------------|---------|-----------|------------|------|----------------------------------|----------------------------------|----------|---------|-------|----------|---------|-------|----------|---------|-------|----------|---------|--|--|--|--|
| Todays Track | Now Win | Now Place | Same Jock? | RACE | Todays Track | Now Win | Now Place | Same Jock? | RACE | Todays Track | Now Win | Now Place | Same Jock? | RACE | Todays Track | Now Win | Now Place | Same Jock? | RACE | Totals For Week | Sel 1 | Sel1 yes | Sel1 no | Sel 2 | Sel2 yes | Sel2 no | Sel 3 | Sel3 yes | Sel3 no | Sel 4 | Sel4 yes | Sel4 no | | | | |
| Kimberley | 4 | 1.6 | no | 2 | Vaal | 2.2 | 1.2 | no | 2 | Kimberley | 3.4 | 1.3 | yes | 1 | Kimberley | 10.1 | 2.4 | no | 3 | 48 | 18 | 12 | 6 | 13 | 5 | 8 | 7 | 5 | 2 | 10 | 2 | 8 | | | | |
| Kimberley | 2.3 | 1.2 | yes | 7 | Vaal | 2.4 | 1.4 | yes | 3 | Kimberley | 2.4 | 1.4 | yes | 5 | Greyville | 6.3 | 1.9 | no | 2 | 1,2&3 Totals For Week | | | | | | | | | | | | | | | | |
| Vaal | 3.7 | 1.6 | yes | 5 | Greyville | 2.6 | 1.3 | no | 1 | Kimberley | 7.3 | 2.4 | yes | 9 | Greyville | 2.9 | 1.5 | no | 9 | 38 | | | | | | | | | | | | | | | | |
| Vaal | 13.3 | 3.4 | no | 8 | Vaal | 1.7 | 1.1 | yes | 2 | Vaal | 2.2 | 1 | no | 1 | Vaal | 5.1 | 1.7 | no | 1 | 10419 | 1,2&3 Total to date | | | | | | | | | | | Week | 252 | | | |
| Greyville | 5 | 1.8 | yes | 4 | Fairview | 2.2 | 1.3 | no | 3 | Vaal | 1.5 | 1 | yes | 3 | Fairview | 9.4 | 3.3 | yes | 2 | 41 | Average per week | | | | | | | | | | | | | | | |
| Greyville | 7.4 | 2.5 | yes | 8 | Turffontein | 2.6 | 1.4 | no | 3 | Fairview | 6.9 | 2.3 | no | 8 | Mauritius | 4.9 | 2 | no | 3 | 69 | 1,2,3&4 Total to date | | | | | | | | | | | | | | | |
| Vaal | 2.4 | 1.1 | yes | 4 | Turffontein | 2.9 | 1.6 | no | 4 | Turffontein | 10.2 | 2.8 | yes | 8 | Mauritius | 3.9 | 1.3 | no | 4 | 50 | Average per week | | | | | | | | | | | | | | | |
| Vaal | 7.5 | 2.4 | yes | 6 | Turffontein | 8.9 | 2.2 | no | 6 | | | | | | Mauritius | 2.1 | 2.1 | yes | 5 | | | | | | | | | | | | | | | | | |
| Vaal | 11.5 | 3.2 | yes | 7 | Turffontein | 2.1 | 1.6 | yes | 7 | | | | | | Turffontein | 9.6 | 2.2 | no | 2 | | | | | | | | | | | | | | | | | |
| Vaal | 3.4 | 1.6 | yes | 8 | Turffontein | 12.1 | 3.2 | no | 10 | | | | | | Scottsville | 6.3 | 1.7 | no | 9 | | | | | | | | | | | | | | | | | |
| Fairview | 2.2 | 1.3 | yes | 4 | Scottsville | 2.7 | 1 | no | 1 | | | | | | | | | | | | | | | | | | | | | | | | | | | |
| Fairview | 4 | 1.9 | yes | 6 | Scottsville | 2.4 | 1.4 | yes | 4 | | | | | | | | | | | | | | | | | | | | | | | | | | | |
| Mauritius | 4 | 1.3 | no | 1 | Scottsville | 4 | 1.4 | yes | 8 | | | | | | | | | | | | | | | | | | | | | | | | | | | |
| Mauritius | 4.5 | 1.4 | yes | 7 | | | | | | | | | | | | | | | | | | | | | | | | | | | | | | | | |
| Turffontein | 2.9 | 1.4 | no | 1 | | | | | | | | | | | | | | | | | | | | | | | | | | | | | | | | |
| Scottsville | 1.9 | 1 | no | 2 | | | | | | | | | | | | | | | | | | | | | | | | | | | | | | | | |
| Scottsville | 7.8 | 2.5 | no | 3 | | | | | | | | | | | | | | | | | | | | | | | | | | | | | | | | |
| Scottsville | 5.1 | 1.6 | yes | 10 | | | | | | | | | | | | | | | | | | | | | | | | | | | | | | | | |



click <http://horseracingtips.co.za> to go back to Home Page

| Selection No. 1 | | | | Selection No. 2 | | | | Selection No. 3 | | | | Selection No. 4 | | | | Totals Data | | Magic Grid™ Stats Start : September 2010 | | | | | | | | | | | | | | | | | | | |
|-----------------|---------|-----------|------------|-----------------|-------------|---------|-----------|-----------------|------|-------------|---------|-----------------|------------|------|-------------|-------------|-----------|--|------|-------------------------------|-------|----------|---------|-------|----------|---------|-------|----------|---------|-------|----------|---------|--|--|--|--|--|
| Track | Now Win | Now Place | Same Jock? | RACE | Track | Now Win | Now Place | Same Jock? | RACE | Track | Now Win | Now Place | Same Jock? | RACE | Track | Now Win | Now Place | Same Jock? | RACE | Totals For Week | Sel 1 | Sel1 yes | Sel1 no | Sel 2 | Sel2 yes | Sel2 no | Sel 3 | Sel3 yes | Sel3 no | Sel 4 | Sel4 yes | Sel4 no | | | | | |
| Fairview | 4.9 | 2.1 | yes | 2 | Vaal | 1.4 | 1 | yes | 2 | Fairview | 3.3 | 1.6 | no | 3 | Fairview | 6.2 | 1.7 | yes | 1 | 50 | 9 | 7 | 2 | 15 | 8 | 7 | 13 | 9 | 4 | 13 | 7 | 6 | | | | | |
| Vaal | 3.1 | 1.1 | no | 5 | Vaal | 3.9 | 1.3 | yes | 3 | Fairview | 5.2 | 2.7 | no | 4 | Greyville | 4 | 1.7 | yes | 3 | 1,2&3 Totals For Week | | | | | | | | | | | | | | | | | |
| Greyville | 5.1 | 1.6 | yes | 1 | Vaal | 10.9 | 2.5 | yes | 6 | Vaal | 2.2 | 1.3 | yes | 7 | Greyville | 5.9 | 2 | no | 4 | 37 | | | | | | | | | | | | | | | | | |
| Vaal | 2 | 1.2 | yes | 3 | Vaal | 14.1 | 2.5 | no | 8 | Vaal | 3.2 | 1.4 | no | 1 | Greyville | 2.1 | 1 | yes | 6 | 10456 1,2&3 Total to date | | Week 253 | | | | | | | | | | | | | | | |
| Mauritius | 3.5 | 1.5 | yes | 4 | Greyville | 4.7 | 1.8 | no | 7 | Vaal | 2.5 | 1.1 | yes | 7 | Fairview | 5.9 | 2 | no | 3 | 41 Average per week | | | | | | | | | | | | | | | | | |
| Greyville | 6.3 | 1.9 | yes | 4 | Greyville | 5.4 | 2.2 | yes | 8 | Fairview | 3.3 | 1.1 | yes | 8 | Fairview | 2.2 | 1 | yes | 7 | 12604 1,2,3&4 Total to date | | | | | | | | | | | | | | | | | |
| Greyville | 8.2 | 1.7 | yes | 7 | Vaal | 1.9 | 1 | yes | 4 | Mauritius | 2.4 | 1.3 | yes | 5 | Greyville | 6.3 | 1.9 | yes | 3 | 50 Average per week | | | | | | | | | | | | | | | | | |
| Borrowdale | 6.1 | 1.8 | no | 4 | Vaal | 3.8 | 1.6 | yes | 8 | Mauritius | 5.6 | 2.1 | yes | 8 | Greyville | 6.7 | 2.2 | yes | 6 | Week 21/07/2014 to 27/07/2014 | | | | | | | | | | | | | | | | | |
| Borrowdale | 10.2 | 2.2 | yes | 5 | Mauritius | 16.4 | 4 | yes | 2 | Greyville | 4.6 | 1.9 | yes | 2 | Turffontein | 11.3 | 2.8 | no | 2 | | | | | | | | | | | | | | | | | | |
| | | | | | Mauritius | 2.3 | 2.1 | no | 3 | Greyville | 3.2 | 1 | yes | 8 | Turffontein | 6.4 | 2 | no | 4 | | | | | | | | | | | | | | | | | | |
| | | | | | Mauritius | 5.5 | 2.6 | yes | 6 | Greyville | 4.1 | 2.1 | yes | 10 | Turffontein | 6.2 | 3 | no | 5 | | | | | | | | | | | | | | | | | | |
| | | | | | Greyville | 2 | 1.1 | no | 1 | Greyville | 4.7 | 1.9 | no | 11 | Turffontein | 4.4 | 1.9 | yes | 6 | | | | | | | | | | | | | | | | | | |
| | | | | | Turffontein | 3.1 | 1 | no | 1 | Turffontein | 3.1 | 1.3 | yes | 7 | Borrowdale | 3.9 | 1.6 | no | 2 | | | | | | | | | | | | | | | | | | |
| | | | | | Borrowdale | 2.2 | 1.8 | no | 3 | | | | | | | | | | | | | | | | | | | | | | | | | | | | |
| | | | | | Borrowdale | 5.3 | 1.8 | no | 6 | | | | | | | | | | | | | | | | | | | | | | | | | | | | |





click <http://horseracingtips.co.za> to go back to Home Page


| Selection No. 1 | | | | | Selection No. 2 | | | | | Selection No. 3 | | | | | Selection No. 4 | | | | | Totals Data | | | | | | | | | | | | | | | | | | | | | |
|-----------------|---------|-----------|------------|------|-----------------|---------|-----------|------------|------|-----------------|---------|-----------|------------|------|-----------------|---------|-----------|------------|------|-----------------------|---------------------|----------|---------|-------|----------|---------|-------|----------|---------|-------|----------|---------|--|--|--|--|--|--|--|--|--|
| Todays Track | Now Win | Now Place | Same Jock? | RACE | Todays Track | Now Win | Now Place | Same Jock? | RACE | Todays Track | Now Win | Now Place | Same Jock? | RACE | Todays Track | Now Win | Now Place | Same Jock? | RACE | Totals For Week | Sel 1 | Sel1 yes | Sel1 no | Sel 2 | Sel2 yes | Sel2 no | Sel 3 | Sel3 yes | Sel3 no | Sel 4 | Sel4 yes | Sel4 no | | | | | | | | | |
| Kimberley | 3.2 | 1.3 | yes | 2 | Kimberley | 6.3 | 2.1 | yes | 4 | Kimberley | 12.7 | 3.7 | no | 6 | Kimberley | 4.4 | 1.9 | no | 1 | 61 | 24 | 8 | 16 | 15 | 6 | 9 | 13 | 3 | 10 | 9 | 1 | 8 | | | | | | | | | |
| Kimberley | 1.9 | 1.1 | no | 7 | Kimberley | 2.1 | 1 | no | 5 | Durbanville | 2.6 | 1.2 | yes | 3 | Kimberley | 6.8 | 1.9 | no | 8 | | | | | | | | | | | | | | | | | | | | | | |
| Durbanville | 2.4 | 1.2 | no | 1 | Durbanville | 1.6 | 1.1 | yes | 5 | Scottsville | 4.4 | 2.6 | no | 7 | Durbanville | 14.3 | 4.1 | no | 4 | 1,2&3 Totals For Week | | | | | | | | | | | | | | | | | | | | | |
| Scottsville | 1.4 | 1 | yes | 1 | Durbanville | 5.5 | 1.8 | no | 6 | Scottsville | 4.3 | 1.7 | no | 8 | Fairview | 3.9 | 1.7 | no | 7 | 52 | | | | | | | | | | | | | | | | | | | | | |
| Scottsville | 1.6 | 1 | yes | 2 | Scottsville | 1.9 | 1.2 | yes | 3 | Fairview | 4.2 | 1.6 | no | 5 | Fairview | 7.4 | 2 | no | 9 | | | | | | | | | | | | | | | | | | | | | | |
| Scottsville | 2.7 | 1.2 | no | 4 | Vaal | 10.5 | 3.7 | no | 5 | Mauritius | 12.5 | 3.5 | no | 5 | Kenilworth | 6.3 | 1.6 | no | 1 | 10508 | 1,2&3 Total to date | | | | | | | | | | | | | | | | | | | | |
| Vaal | 2.3 | 1.3 | no | 1 | Fairview | 3.1 | 1.4 | yes | 3 | Mauritius | 6.5 | 2.5 | no | 6 | Kenilworth | 5 | 1.9 | no | 4 | 41 | Average per week | | | | | | | | | | | | | | | | | | | | |
| Vaal | 5.8 | 2.5 | no | 3 | Mauritius | 3.3 | 1.6 | no | 4 | Mauritius | 4 | 2.6 | no | 8 | Kenilworth | 5.9 | 1.6 | no | 5 | | | | | | | | | | | | | | | | | | | | | | |
| Vaal | 2.6 | 1.2 | no | 4 | Mauritius | 4.8 | 3.7 | yes | 7 | Clairwood | 1.5 | 1.1 | yes | 2 | Kenilworth | 7.2 | 2.3 | yes | 6 | | | | | | | | | | | | | | | | | | | | | | |
| Vaal | 2.2 | 1.3 | yes | 7 | Clairwood | 2.9 | 1.3 | no | 5 | Kimberley | 3.5 | 1.2 | no | 1 | | | | | | | | | | | | | | | | | | | | | | | | | | | |
| Mauritius | 2.5 | 1.4 | yes | 1 | Clairwood | 1.8 | 1.1 | no | 7 | Kimberley | 4.3 | 2.1 | no | 6 | | | | | | | | | | | | | | | | | | | | | | | | | | | |
| Mauritius | 2 | 1.5 | no | 2 | Kimberley | 5.1 | 2 | no | 4 | Kenilworth | 2.4 | 1.2 | no | 8 | | | | | | | | | | | | | | | | | | | | | | | | | | | |
| Mauritius | 3.8 | 2.9 | yes | 9 | Kimberley | 2.8 | 1.4 | no | 7 | Turffontein | 5.1 | 1.5 | yes | 2 | | | | | | | | | | | | | | | | | | | | | | | | | | | |
| Clairwood | 4.5 | 1.2 | no | 1 | Kenilworth | 3.1 | 1.5 | yes | 2 | | | | | | | | | | | | | | | | | | | | | | | | | | | | | | | | |
| Clairwood | 2.3 | 1.2 | no | 4 | Turffontein | 6 | 1.7 | no | 4 | | | | | | | | | | | | | | | | | | | | | | | | | | | | | | | | |
| Clairwood | 2.4 | 1.3 | no | 10 | | | | | | | | | | | | | | | | | | | | | | | | | | | | | | | | | | | | | |
| Kimberley | 1.9 | 1.2 | yes | 2 | | | | | | | | | | | | | | | | | | | | | | | | | | | | | | | | | | | | | |
| Kimberley | 4.5 | 1.4 | no | 8 | | | | | | | | | | | | | | | | | | | | | | | | | | | | | | | | | | | | | |
| Kenilworth | 5 | 1.6 | no | 3 | | | | | | | | | | | | | | | | | | | | | | | | | | | | | | | | | | | | | |
| Kenilworth | 4.8 | 1.6 | no | 9 | | | | | | | | | | | | | | | | | | | | | | | | | | | | | | | | | | | | | |
| Turffontein | 1.3 | 2 | yes | 1 | | | | | | | | | | | | | | | | | | | | | | | | | | | | | | | | | | | | | |
| Turffontein | 3.8 | 1.7 | no | 3 | | | | | | | | | | | | | | | | | | | | | | | | | | | | | | | | | | | | | |
| Turffontein | 2.3 | 1.2 | no | 6 | | | | | | | | | | | | | | | | | | | | | | | | | | | | | | | | | | | | | |
| Turffontein | 3.3 | 1.6 | no | 7 | | | | | | | | | | | | | | | | | | | | | | | | | | | | | | | | | | | | | |




click <http://horseracingtips.co.za> to go back to Home Page

| Selection No. 1 | | | | | Selection No. 2 | | | | | Selection No. 3 | | | | | Selection No. 4 | | | | | Totals Data | | | | | | | | | | | | | | | | | | |
|-----------------|---------|-----------|------------|------|-----------------|---------|-----------|------------|------|-----------------|---------|-----------|------------|------|-----------------|---------|-----------|------------|------|---|-----------------------|----------|---------|-------|----------|---------|-------|----------|---------|-------|----------|---------|--|--|--|--|--|--|
| Track | Now Win | Now Place | Same Jock? | RACE | Track | Now Win | Now Place | Same Jock? | RACE | Track | Now Win | Now Place | Same Jock? | RACE | Track | Now Win | Now Place | Same Jock? | RACE | Totals For Week | Sel 1 | Sel1 yes | Sel1 no | Sel 2 | Sel2 yes | Sel2 no | Sel 3 | Sel3 yes | Sel3 no | Sel 4 | Sel4 yes | Sel4 no | | | | | | |
| Vaal | 6.6 | 2.5 | no | 4 | Vaal | 1.5 | 1.2 | no | 1 | Vaal | 4.1 | 1.4 | no | 3 | Vaal | 4.9 | 1.2 | no | 2 | 57 | 12 | 4 | 8 | 22 | 11 | 11 | 13 | 5 | 8 | 10 | 3 | 7 | | | | | | |
| Vaal | 2.4 | 1.2 | no | 7 | Scottsville | 2.8 | 1.4 | yes | 2 | Vaal | 4.3 | 1.9 | no | 6 | Scottsville | 25.6 | 5.4 | no | 3 | 1,2&3 Totals For Week | | | | | | | | | | | | | | | | | | |
| Scottsville | 1.2 | 1 | yes | 1 | Scottsville | 3 | 1.9 | no | 6 | Vaal | 4.1 | 1.5 | yes | 8 | Durbanville | 6.6 | 1.9 | yes | 3 | 47 | | | | | | | | | | | | | | | | | | |
| Scottsville | 7.6 | 2.2 | no | 5 | Scottsville | 2.6 | 1.1 | no | 7 | Durbanville | 7.5 | 1.5 | yes | 2 | Durbanville | 4.7 | 1.7 | yes | 5 | 10555 | 1,2&3 Total to date | | Week | | 255 | | | | | | | | | | | | | |
| Turffontein | 2 | 1.3 | yes | 2 | Durbanville | 3.3 | 1.7 | yes | 1 | Turffontein | 2.9 | 1.2 | no | 3 | Turffontein | 6.4 | 2.2 | no | 7 | 41 | Average per week | | | | | | | | | | | | | | | | | |
| Kenilworth | 1.5 | 1 | no | 2 | Durbanville | 4.9 | 2.1 | yes | 8 | Turffontein | 4.8 | 1.5 | no | 6 | Fairview | 4.5 | 1.8 | no | 2 | 12722 | 1,2,3&4 Total to date | | | | | | | | | | | | | | | | | |
| Kenilworth | 1.6 | 1.1 | no | 5 | Turffontein | 3.2 | 1.7 | yes | 1 | Fairview | 26 | 6.5 | no | 4 | Fairview | 7.1 | 2.2 | no | 6 | 50 | Average per week | | | | | | | | | | | | | | | | | |
| Kenilworth | 3.3 | 1.8 | no | 6 | Fairview | 3 | 1.6 | no | 1 | Fairview | 3.9 | 1.4 | yes | 5 | Mauritius | 4.5 | 1.7 | yes | 5 | Week 04/08/2014 to 10/08/2014 | | | | | | | | | | | | | | | | | | |
| Kenilworth | 6.1 | 2.1 | no | 7 | Fairview | 3 | 1.4 | no | 3 | Mauritius | 3.8 | 1.1 | no | 3 | Mauritius | 6.5 | 2.2 | no | 8 |  <p>click http://horseracingtips.co.za to go back to Home Page</p> | | | | | | | | | | | | | | | | | | |
| Mauritius | 2.7 | 1.8 | no | 1 | Mauritius | 1.9 | 1.1 | no | 2 | Turffontein | 5.3 | 1.9 | no | 3 | Greyville | 9.8 | 2.6 | no | 2 | | | | | | | | | | | | | | | | | | | |
| Mauritius | 2.2 | 1.3 | yes | 3 | Mauritius | 4.9 | 1.2 | no | 7 | Turffontein | 2.8 | 1.6 | no | 8 | | | | | | | | | | | | | | | | | | | | | | | | |
| Greyville | 2.2 | 1 | yes | 6 | Turffontein | 1.6 | 1.5 | yes | 1 | Mauritius | 2.8 | 1.5 | yes | 5 | | | | | | | | | | | | | | | | | | | | | | | | |
| | | | | | Turffontein | 6.1 | 1.9 | yes | 7 | Mauritius | 4.3 | 2.2 | yes | 7 | | | | | | | | | | | | | | | | | | | | | | | | |
| | | | | | Kenilworth | 2.3 | 1.9 | no | 1 | | | | | | | | | | | | | | | | | | | | | | | | | | | | | |
| | | | | | Kenilworth | 12.2 | 2.6 | no | 3 | | | | | | | | | | | | | | | | | | | | | | | | | | | | | |
| | | | | | Turffontein | 6.6 | 2.4 | no | 9 | | | | | | | | | | | | | | | | | | | | | | | | | | | | | |
| | | | | | Kenilworth | 6.6 | 2.1 | no | 8 | | | | | | | | | | | | | | | | | | | | | | | | | | | | | |
| | | | | | Mauritius | 1.8 | 1 | yes | 2 | | | | | | | | | | | | | | | | | | | | | | | | | | | | | |
| | | | | | Mauritius | 6.8 | 1.3 | yes | 4 | | | | | | | | | | | | | | | | | | | | | | | | | | | | | |
| | | | | | Greyville | 1.7 | 1.4 | yes | 3 | | | | | | | | | | | | | | | | | | | | | | | | | | | | | |
| | | | | | Greyville | 2.9 | 1.3 | yes | 5 | | | | | | | | | | | | | | | | | | | | | | | | | | | | | |
| | | | | | Greyville | 2.3 | 1 | yes | 7 | | | | | | | | | | | | | | | | | | | | | | | | | | | | | |

| Selection No. 1 | | | | | Selection No. 2 | | | | | Selection No. 3 | | | | | Selection No. 4 | | | | | Totals Data Magic Grid™ Stats Start : September 2010 | | | | | | | | | | | | | | | | | | |
|-----------------|---------|-----------|------------|------|-----------------|---------|-----------|------------|------|-----------------|---------|-----------|------------|------|---|---------|--------------------------|------------|------|--|---------------------------|----------|---------|-------|----------|---------|-------|----------|---------|-------|----------|---------|--|--|--|--|--|--|
| Todays Track | Now Win | Now Place | Same Jock? | RACE | Todays Track | Now Win | Now Place | Same Jock? | RACE | Todays Track | Now Win | Now Place | Same Jock? | RACE | Todays Track | Now Win | Now Place | Same Jock? | RACE | Totals For Week | Sel 1 | Sel1 yes | Sel1 no | Sel 2 | Sel2 yes | Sel2 no | Sel 3 | Sel3 yes | Sel3 no | Sel 4 | Sel4 yes | Sel4 no | | | | | | |
| Vaal | 6.9 | 1.6 | no | 4 | Vaal | 3 | 1.5 | yes | 5 | Scottsville | 5.8 | 1.7 | no | 3 | Vaal | 5 | 1.8 | no | 7 | 38 | 8 | 3 | 5 | 15 | 7 | 8 | 8 | 3 | 5 | 7 | 2 | 5 | | | | | | |
| Fairview | 4 | 1.5 | yes | 1 | Vaal | 4 | 1.5 | no | 6 | Scottsville | 4.2 | 1.9 | no | 4 | Vaal | 4.1 | 1.5 | no | 8 | 6 | 1,2&3 Totals | | | | | | | | | | | | | | | | | |
| Turffontein | 5.7 | 0 | no | 6 | Scottsville | 2.2 | 1.1 | no | 2 | Scottsville | 5 | 1.8 | no | 7 | Kenilworth | 7.6 | 2.7 | no | 6 | 6 | For Week | | | | | | | | | | | | | | | | | |
| Turffontein | 2.7 | 1.1 | no | 9 | Vaal | 6.7 | 2.2 | no | 3 | Vaal | 2.5 | 1.2 | no | 5 | Greyville | 5.7 | 1.7 | yes | 6 | 7 | 31 | | | | | | | | | | | | | | | | | |
| Kenilworth | 1.4 | 1 | yes | 1 | Vaal | 2.1 | 1.1 | yes | 6 | Vaal | 5.3 | 1.8 | yes | 8 | Greyville | 2 | 1.5 | no | 7 | 8 | 10586 1,2&3 Total to date | | Week | | 256 | | | | | | | | | | | | | |
| Kenilworth | 2.4 | 1.5 | yes | 3 | Vaal | 1.8 | 1 | no | 7 | Kenilworth | 7.5 | 2 | yes | 2 | Greyville | 7.1 | 2.5 | no | 8 | 9 | 41 Average per week | | | | | | | | | | | | | | | | | |
| Greyville | 4.9 | 1.9 | no | 3 | Fairview | 3.2 | 1.6 | no | 2 | Kenilworth | 2.3 | 1.3 | no | 7 | Greyville | 2.8 | 1.2 | yes | 9 | 12760 1,2,3&4 Total to date | | | | | | | | | | | | | | | | | | |
| Greyville | 1.5 | 1.2 | no | 5 | Fairview | 2.8 | 1.4 | yes | 3 | Greyville | 1.7 | 1.1 | yes | 2 | 50 Average per week | | | | | | | | | | | | | | | | | | | | | | | |
| | | | | | Fairview | 4.4 | 1.8 | yes | 5 | | | | | | Week | | 11/08/2014 to 17/08/2014 | | | | | | | | | | | | | | | | | | | | | |
| | | | | | Fairview | 9.8 | 2.6 | yes | 8 | | | | | |  <p>click http://horseracingtips.co.za to go back to Home Page</p> | | | | | | | | | | | | | | | | | | | | | | | |
| | | | | | Turffontein | 5.8 | 2.2 | no | 2 | | | | | | | | | | | | | | | | | | | | | | | | | | | | | |
| | | | | | Turffontein | 2.1 | 0 | yes | 4 | | | | | | | | | | | | | | | | | | | | | | | | | | | | | |
| | | | | | Turffontein | 3.1 | 1.3 | no | 7 | | | | | | | | | | | | | | | | | | | | | | | | | | | | | |
| | | | | | Greyville | 3.5 | 1.2 | no | 1 | | | | | | | | | | | | | | | | | | | | | | | | | | | | | |
| | | | | | Greyville | 2.9 | 1.3 | yes | 4 | | | | | | | | | | | | | | | | | | | | | | | | | | | | | |

| Selection No. 1 | | | | | Selection No. 2 | | | | | Selection No. 3 | | | | | Selection No. 4 | | | | | Totals Data | | | | | | | | | | | | | Magic Grid™ Stats Start : September 2010 | |
|-----------------|---------|-----------|------------|------|-----------------|---------|-----------|------------|------|-----------------|---------|-----------|------------|------|---|---------|-----------|------------|------|--|-------|----------|---------|-------|----------|---------|-------|----------|---------|-------|----------|---------|--|--|
| Todays Track | Now Win | Now Place | Same Jock? | RACE | Todays Track | Now Win | Now Place | Same Jock? | RACE | Todays Track | Now Win | Now Place | Same Jock? | RACE | Todays Track | Now Win | Now Place | Same Jock? | RACE | Totals For Week | Sel 1 | Sel1 yes | Sel1 no | Sel 2 | Sel2 yes | Sel2 no | Sel 3 | Sel3 yes | Sel3 no | Sel 4 | Sel4 yes | Sel4 no | | |
| Kimberley | 6 | 1.9 | no | 3 | Kimberley | 14.7 | 2.9 | no | 4 | Greyville | 2.5 | 1.6 | yes | 5 | Kimberley | 6.7 | 2.1 | yes | 1 | 42 | 15 | 4 | 11 | 13 | 7 | 6 | 9 | 4 | 5 | 5 | 3 | 2 | | |
| Kimberley | 1.9 | 1 | no | 5 | Greyville | 4.9 | 1.8 | yes | 3 | Vaal | 2.8 | 1.5 | yes | 6 | Kimberley | 4.1 | 1.6 | no | 2 | 1,2&3 Totals For Week | | | | | | | | | | | | | | |
| Kimberley | 6.5 | 2.3 | no | 6 | Vaal | 2.9 | 1.5 | yes | 2 | Fairview | 5.1 | 1.7 | no | 3 | Greyville | 5.5 | 2.1 | yes | 1 | 37 | | | | | | | | | | | | | | |
| Greyville | 2.3 | 1.3 | no | 4 | Vaal | 7.5 | 1.7 | no | 3 | Mauritius | 2.5 | 1.3 | no | 2 | Greyville | 4.3 | 2 | yes | 8 | 10623 1,2&3 Total to date | | | | | | | | | | | | | | |
| Fairview | 8.1 | 2.2 | no | 4 | Vaal | 5.4 | 2.4 | no | 5 | Mauritius | 8.7 | 2.2 | no | 3 | Greyville | 3.6 | 1.5 | no | 5 | 41 Average per week | | | | | | | | | | | | | | |
| Mauritius | 5.3 | 2.1 | no | 1 | Vaal | 4.7 | 1.8 | yes | 7 | Turffontein | 7.2 | 2.2 | yes | 7 | | | | | | Week 257 | | | | | | | | | | | | | | |
| Mauritius | 3.9 | 1.6 | yes | 4 | Vaal | 15.9 | 4.8 | no | 8 | Turffontein | 2.7 | 1.4 | no | 8 | | | | | | 12802 1,2,3&4 Total to date | | | | | | | | | | | | | | |
| Mauritius | 1.8 | 1.6 | yes | 5 | Vaal | 5.9 | 1.8 | yes | 9 | Kenilworth | 6.9 | 2.2 | no | 2 | | | | | | 50 Average per week | | | | | | | | | | | | | | |
| Turffontein | 1.6 | 1 | no | 1 | Fairview | 5.6 | 2 | yes | 1 | Greyville | 9.6 | 2.7 | yes | 2 | | | | | | Week 18/08/2014 to 24/08/2014 | | | | | | | | | | | | | | |
| Turffontein | 3.3 | 1.4 | no | 4 | Turffontein | 3.9 | 1.7 | no | 9 | | | | | |  | | | | | | | | | | | | | | | | | | | |
| Turffontein | 9 | 2.6 | no | 5 | Kenilworth | 8.5 | 2.1 | yes | 7 | | | | | | click http://horseracingtips.co.za to go back to Home Page | | | | | | | | | | | | | | | | | | | |
| Kenilworth | 2.5 | 1.3 | yes | 3 | Greyville | 8.1 | 2.6 | no | 7 | | | | | | | | | | | | | | | | | | | | | | | | | |
| Kenilworth | 5.2 | 1.8 | no | 4 | Greyville | 2 | 1.5 | yes | 9 | | | | | | | | | | | | | | | | | | | | | | | | | |
| Greyville | 1.1 | 1 | yes | 1 | | | | | | | | | | | | | | | | | | | | | | | | | | | | | | |
| Greyville | 2.1 | 1 | no | 3 | | | | | | | | | | | | | | | | | | | | | | | | | | | | | | |

| Selection No. 1 | | | | Selection No. 2 | | | | Selection No. 3 | | | | Selection No. 4 | | | | Totals Data | | | | Magic Grid™ Stats Start : September 2010 | | | | | | | | | | | | | | | | | | | |
|-----------------|---------|-----------|------------|-----------------|---------------|---------|-----------|-----------------|------|---------------|---------|-----------------|------------|------|---------------|-------------|-----------|------------|------|---|---------------------|--------------------------|----------|-------|-----------|----------|-------|-----------|----------|-------|-----------|----------|--|--|--|--|------|-----|--|
| Today's Track | Now Win | Now Place | Same Jock? | RACE | Today's Track | Now Win | Now Place | Same Jock? | RACE | Today's Track | Now Win | Now Place | Same Jock? | RACE | Today's Track | Now Win | Now Place | Same Jock? | RACE | Totals For Week | Sel 1 | Sel 1 yes | Sel 1 no | Sel 2 | Sel 2 yes | Sel 2 no | Sel 3 | Sel 3 yes | Sel 3 no | Sel 4 | Sel 4 yes | Sel 4 no | | | | | | | |
| Kimberley | 1.4 | 1 | yes | 1 | Greyville | 2.1 | 1.5 | yes | 5 | Kimberley | 3.3 | 1.8 | yes | 5 | Kimberley | 3.2 | 1.5 | yes | 2 | 46 | 12 | 4 | 8 | 11 | 6 | 5 | 12 | 3 | 9 | 11 | 7 | 4 | | | | | | | |
| Kimberley | 3.9 | 1.7 | no | 4 | Greyville | 5 | 1.7 | yes | 8 | Greyville | 2.6 | 1.2 | no | 2 | Kimberley | 6.5 | 2.2 | yes | 6 | 1,2&3 Totals For Week | | | | | | | | | | | | | | | | | | | |
| Greyville | 1.4 | 1 | yes | 1 | Vaal | 4.8 | 1.8 | no | 3 | Greyville | 4.7 | 1.5 | no | 3 | Kimberley | 7.1 | 1.7 | no | 7 | | 35 | | | | | | | | | | | | | | | | | | |
| Greyville | 1.5 | 1 | yes | 4 | Vaal | 21.4 | 5.3 | yes | 5 | Vaal | 5.8 | 2.5 | no | 9 | Kimberley | 3.4 | 1.5 | no | 8 | | | | | | | | | | | | | | | | | | | | |
| Greyville | 17.8 | 3.3 | no | 6 | Fairview | 17.9 | 5.5 | no | 6 | Fairview | 12.2 | 3.6 | no | 2 | Greyville | 4.5 | 1.9 | yes | 7 | | | | | | | | | | | | | | | | | | | | |
| Vaal | 2.6 | 1.3 | no | 2 | Vaal | 1.8 | 1 | yes | 4 | Vaal | 4.4 | 1.7 | no | 1 | Vaal | 2.5 | 1.6 | yes | 7 | | | | | | | | | | | | | | | | | | | | |
| Kenilworth | 2.1 | 1 | no | 2 | Kenilworth | 2.3 | 2.1 | no | 7 | Vaal | 7.6 | 2.7 | no | 6 | Fairview | 7.5 | 3.1 | no | 1 | 10658 | 1,2&3 Total to date | | | | | | | | | | | | | | | | Week | 258 | |
| Kenilworth | 12.4 | 3.6 | no | 8 | Mauritius | 3.5 | 2.1 | yes | 4 | Kenilworth | 2.3 | 1.4 | yes | 3 | Vaal | 16.3 | 3.8 | yes | 3 | | | | | | | | | | | | | | | | | | | | |
| Mauritius | 5.1 | 1.8 | no | 3 | Mauritius | 6.7 | 2.2 | no | 6 | Greyville | 5.5 | 1.7 | no | 1 | Kenilworth | 2.8 | 1.1 | yes | 4 | | | | | | | | | | | | | | | | | | | | |
| Mauritius | 2.7 | 1.1 | no | 5 | Mauritius | 6.8 | 2.1 | yes | 7 | Greyville | 4.2 | 1.6 | yes | 4 | Mauritius | 11.1 | 2.3 | yes | 2 | | | | | | | | | | | | | | | | | | | | |
| Greyville | 4.7 | 1.9 | yes | 6 | Greyville | 4.6 | 1.6 | no | 3 | Greyville | 3.6 | 1.8 | no | 8 | Greyville | 2.7 | 1.4 | no | 5 | | | | | | | | | | | | | | | | | | | | |
| Greyville | 10 | 2.6 | no | 7 | | | | | | Greyville | 2.5 | 1 | no | 9 | | | | | | | | | | | | | | | | | | | | | | | | | |
| | | | | | | | | | | | | | | | | | | | | 12848 | | 1,2,3&4 Total to date | | | | | | | | | | | | | | | | | |
| | | | | | | | | | | | | | | | | | | | | 50 | | Average per week | | | | | | | | | | | | | | | | | |
| | | | | | | | | | | | | | | | | | | | | Week | | 25/08/2014 to 31/08/2014 | | | | | | | | | | | | | | | | | |
| | | | | | | | | | | | | | | | | | | | |  click http://horseracingtips.co.za to go back to Home Page | | | | | | | | | | | | | | | | | | | |

| Selection No. 1 | | | | | Selection No. 2 | | | | | Selection No. 3 | | | | | Selection No. 4 | | | | | Totals Data | | | | | | | | | | | | | | | | |
|-----------------|---------|-----------|------------|------|-----------------|---------|-----------|------------|------|-----------------|---------|-----------|------------|------|-----------------|---------|-----------|------------|------|-----------------------|-----------------------|-----|----|----|-----|----|---|-----|----|----|------|-----|--|--|--|--|
| Track | Now Win | Now Place | Same Jock? | RACE | Track | Now Win | Now Place | Same Jock? | RACE | Track | Now Win | Now Place | Same Jock? | RACE | Track | Now Win | Now Place | Same Jock? | RACE | Totals For Week | 1 | yes | no | 2 | yes | no | 3 | yes | no | 4 | yes | no | | | | |
| Kimberley | 1.6 | 1.2 | no | 2 | Kimberley | 8.3 | 2.2 | no | 3 | Greyville | 2.3 | 1.1 | yes | 7 | Kimberley | 4.7 | 1.4 | yes | 1 | 62 | 24 | 8 | 16 | 19 | 10 | 9 | 6 | 1 | 5 | 13 | 6 | 7 | | | | |
| Kimberley | 15.5 | 5 | no | 4 | Kimberley | 6.1 | 2.7 | yes | 9 | Kenilworth | 1.8 | 1.3 | no | 3 | Kimberley | 9.5 | 2.3 | yes | 5 | 1,2&3 Totals For Week | | | | | | | | | | | | | | | | |
| Kimberley | 5.7 | 1.8 | yes | 7 | Greyville | 7.5 | 2.4 | no | 2 | Vaal | 6.4 | 2 | no | 4 | Kimberley | 3.5 | 1.5 | no | 6 | | 49 | | | | | | | | | | | | | | | |
| Greyville | 1.7 | 1 | yes | 3 | Greyville | 3 | 1.1 | yes | 4 | Turffontein | 9.1 | 1.9 | no | 5 | Vaal | 10.1 | 2.3 | no | 1 | 10707 | 1,2&3 Total to date | | | | | | | | | | Week | 259 | | | | |
| Greyville | 3.2 | 1.5 | no | 9 | Greyville | 3.7 | 1.7 | yes | 8 | Turffontein | 1.9 | 1.4 | no | 9 | Vaal | 4.6 | 1.6 | yes | 5 | 41 | Average per week | | | | | | | | | | | | | | | |
| Greyville | 2.4 | 1.3 | yes | 10 | Kenilworth | 2.6 | 1.5 | no | 5 | Mauritius | 6.3 | 2.3 | no | 7 | Fairview | 6.3 | 2.6 | no | 1 | | | | | | | | | | | | | | | | | |
| Kenilworth | 2.8 | 1.3 | yes | 1 | Kenilworth | 8.9 | 2.4 | yes | 7 | | | | | | Fairview | 7.7 | 2.7 | no | 3 | | | | | | | | | | | | | | | | | |
| Vaal | 6.3 | 2.3 | no | 7 | Kenilworth | 4.8 | 1.9 | no | 9 | | | | | | Fairview | 3.2 | 1.9 | yes | 6 | | | | | | | | | | | | | | | | | |
| Fairview | 4.9 | 1.5 | no | 2 | Fairview | 5.6 | 1.8 | yes | 8 | | | | | | Turffontein | 10.9 | 2.4 | no | 3 | | | | | | | | | | | | | | | | | |
| Fairview | 5.7 | 2.2 | no | 4 | Kenilworth | 1.7 | 1 | no | 2 | | | | | | Mauritius | 3.2 | 1.8 | yes | 4 | | | | | | | | | | | | | | | | | |
| Fairview | 2.7 | 1.1 | no | 5 | Turffontein | 3.1 | 1.3 | no | 2 | | | | | | Scottsville | 12.7 | 2.6 | no | 3 | | | | | | | | | | | | | | | | | |
| Fairview | 8.3 | 1.9 | no | 7 | Turffontein | 3.3 | 1.6 | no | 4 | | | | | | Scottsville | 6 | 1.8 | yes | 6 | 12910 | 1,2,3&4 Total to date | | | | | | | | | | | | | | | |
| Kenilworth | 2.3 | 1.7 | no | 1 | Kenilworth | 2.1 | 1.2 | no | 7 | | | | | | Scottsville | 4.7 | 2.4 | no | 7 | 50 | Average per week | | | | | | | | | | | | | | | |
| Turffontein | 4.6 | 1.4 | no | 1 | Mauritius | 4.7 | 3.6 | no | 5 | | | | | | | | | | | | | | | | | | | | | | | | | | | |
| Kenilworth | 1.9 | 1.1 | no | 5 | Mauritius | 4.4 | 1.8 | yes | 9 | | | | | | | | | | | | | | | | | | | | | | | | | | | |
| Kenilworth | 4.6 | 1.9 | no | 8 | Scottsville | 3.6 | 1.4 | yes | 4 | | | | | | | | | | | | | | | | | | | | | | | | | | | |
| Mauritius | 3.5 | 3 | no | 1 | Scottsville | 3.1 | 1.2 | yes | 5 | | | | | | | | | | | | | | | | | | | | | | | | | | | |
| Mauritius | 2.5 | 1.2 | no | 2 | Borrowdale | 19.1 | 5.2 | yes | 3 | | | | | | | | | | | | | | | | | | | | | | | | | | | |
| Mauritius | 2.1 | 1.3 | yes | 6 | Borrowdale | 3.5 | 2.2 | yes | 4 | | | | | | | | | | | | | | | | | | | | | | | | | | | |
| Mauritius | 13.7 | 3.9 | yes | 8 | | | | | | | | | | | | | | | | | | | | | | | | | | | | | | | | |
| Scottsville | 2.8 | 1.6 | yes | 1 | | | | | | | | | | | | | | | | | | | | | | | | | | | | | | | | |
| Scottsville | 1.7 | 1.2 | yes | 2 | | | | | | | | | | | | | | | | | | | | | | | | | | | | | | | | |
| Borrowdale | 2.2 | 1 | no | 1 | | | | | | | | | | | | | | | | | | | | | | | | | | | | | | | | |
| Scottsville | 7.3 | 2 | no | 10 | | | | | | | | | | | | | | | | | | | | | | | | | | | | | | | | |



click <http://horseracingtips.co.za> to go back to Home Page

| Selection No. 1 | | | | | Selection No. 2 | | | | | Selection No. 3 | | | | | Selection No. 4 | | | | | Totals Data | | | | | | | | | | | | | Magic Grid™ Stats Start : September 2010 | | |
|-----------------|---------|-----------|------------|------|-----------------|---------|-----------|------------|------|-----------------|---------|-----------|------------|------|-----------------|-----------------------|-----------|------------|------|-----------------------|---------------------|-----------|----------|-------|-----------|----------|-------|-----------|----------|-------|-----------|----------|--|------|-----|
| Today's Track | Now Win | Now Place | Same Jock? | RACE | Today's Track | Now Win | Now Place | Same Jock? | RACE | Today's Track | Now Win | Now Place | Same Jock? | RACE | Today's Track | Now Win | Now Place | Same Jock? | RACE | Totals For Week | Sel 1 | Sel 1 yes | Sel 1 no | Sel 2 | Sel 2 yes | Sel 2 no | Sel 3 | Sel 3 yes | Sel 3 no | Sel 4 | Sel 4 yes | Sel 4 no | | | |
| Fairview | 24.4 | 6.1 | yes | 4 | Fairview | 13.8 | 2 | no | 2 | Fairview | 11.4 | 3.2 | no | 7 | Fairview | 5.8 | 2.5 | yes | 3 | 63 | 24 | 11 | 13 | 16 | 6 | 10 | 14 | 4 | 10 | 9 | 5 | 4 | | | |
| Fairview | 5.5 | 2.1 | yes | 6 | Vaal | 2.2 | 1.4 | no | 2 | Vaal | 5.2 | 2.2 | no | 4 | Durbanville | 2.1 | 1.3 | yes | 2 | 1,2&3 Totals For Week | | | | | | | | | | | | | | | |
| Vaal | 2.8 | 1.5 | yes | 1 | Vaal | 9.7 | 3.4 | no | 6 | Durbanville | 1.9 | 1 | no | 1 | Vaal | 4.8 | 2.3 | no | 1 | 54 | | | | | | | | | | | | | | | |
| Vaal | 5.7 | 1.7 | yes | 8 | Durbanville | 7 | 2.4 | no | 4 | Fairview | 4.9 | 1.7 | no | 1 | Vaal | 3 | 1.9 | no | 3 | 10761 | 1,2&3 Total to date | | | | | | | | | | | | | Week | 260 |
| Durbanville | 5.6 | 1.8 | no | 7 | Durbanville | 4 | 1.7 | no | 5 | Fairview | 4.1 | 1.7 | no | 4 | Fairview | 8.2 | 2.5 | no | 5 | 41 | Average per week | | | | | | | | | | | | | | |
| Vaal | 3.5 | 2.4 | no | 2 | Vaal | 3 | 1.8 | no | 6 | Fairview | 6.9 | 1.6 | no | 7 | Turffontein | 3.7 | 2 | yes | 4 | | | | | | | | | | | | | | | | |
| Vaal | 3.4 | 1.6 | no | 4 | Vaal | 8.3 | 2.2 | yes | 7 | Mauritius | 4.1 | 1.8 | yes | 4 | Mauritius | 1.4 | 1 | no | 1 | | | | | | | | | | | | | | | | |
| Vaal | 5.5 | 2 | no | 5 | Fairview | 10.2 | 2.5 | no | 8 | Durbanville | 6 | 1.7 | no | 1 | Mauritius | 10.7 | 2 | yes | 2 | | | | | | | | | | | | | | | | |
| Vaal | 1.5 | 1 | no | 8 | Mauritius | 2.3 | 1.6 | yes | 2 | Durbanville | 4.6 | 1.6 | no | 5 | Scottsville | 7.3 | 1.8 | yes | 2 | | | | | | | | | | | | | | | | |
| Fairview | 1.6 | 1.2 | no | 2 | Mauritius | 2.8 | 1 | yes | 3 | Turffontein | 3.2 | 1.5 | yes | 7 | | | | | | | | | | | | | | | | | | | | | |
| Fairview | 3.4 | 1.5 | no | 3 | Mauritius | 1.8 | 1.1 | yes | 5 | Turffontein | 4 | 1.4 | yes | 8 | | | | | | | | | | | | | | | | | | | | | |
| Mauritius | 1.9 | 1.2 | no | 1 | Durbanville | 2.4 | 1.2 | yes | 2 | Turffontein | 6.1 | 2.1 | no | 9 | | | | | | | | | | | | | | | | | | | | | |
| Mauritius | 7.3 | 2.9 | no | 6 | Mauritius | 6.3 | 1.9 | no | 8 | Durbanville | 3 | 1.1 | no | 8 | 12973 | 1,2,3&4 Total to date | | | | | | | | | | | | | | | | | | | |
| Turffontein | 1.9 | 1.2 | no | 2 | Durbanville | 2 | 1.2 | no | 3 | Mauritius | 3.8 | 1.9 | yes | 8 | 50 | Average per week | | | | | | | | | | | | | | | | | | | |
| Turffontein | 3.6 | 1.9 | no | 3 | Mauritius | 2 | 1 | yes | 6 | | | | | | | | | | | | | | | | | | | | | | | | | | |
| Mauritius | 3 | 1.6 | no | 7 | Scottsville | 2.2 | 1.3 | no | 10 | | | | | | | | | | | | | | | | | | | | | | | | | | |
| Turffontein | 4 | 2.3 | no | 6 | | | | | | | | | | | | | | | | | | | | | | | | | | | | | | | |
| Durbanville | 1.7 | 1 | yes | 4 | | | | | | | | | | | | | | | | | | | | | | | | | | | | | | | |
| Mauritius | 2.3 | 1 | yes | 3 | | | | | | | | | | | | | | | | | | | | | | | | | | | | | | | |
| Mauritius | 1.8 | 1.4 | yes | 5 | | | | | | | | | | | | | | | | | | | | | | | | | | | | | | | |
| Scottsville | 4.4 | 1.7 | yes | 3 | | | | | | | | | | | | | | | | | | | | | | | | | | | | | | | |
| Scottsville | 3.1 | 1.3 | yes | 4 | | | | | | | | | | | | | | | | | | | | | | | | | | | | | | | |
| Scottsville | 1.4 | 1.1 | yes | 6 | | | | | | | | | | | | | | | | | | | | | | | | | | | | | | | |
| Scottsville | 5.4 | 1.9 | yes | 9 | | | | | | | | | | | | | | | | | | | | | | | | | | | | | | | |




click <http://horseracingtips.co.za> to go back to Home Page

| Selection No. 1 | | | | | Selection No. 2 | | | | | Selection No. 3 | | | | | Selection No. 4 | | | | | Totals Data | | | | | | | | | | | | | | | | | | | | | | |
|-----------------|---------|-----------|------------|------|-----------------|---------|-----------|------------|------|-----------------|---------|-----------|------------|------|-----------------|---------|-----------|------------|------|--|-------|------|-------|------|--------------------------------------|------|-------|------|---|-----------------|---|---|--|--|--|--|--|--|--|--|--|--|
| Todays Track | Now Win | Now Place | Same Jock? | RACE | Todays Track | Now Win | Now Place | Same Jock? | RACE | Todays Track | Now Win | Now Place | Same Jock? | RACE | Todays Track | Now Win | Now Place | Same Jock? | RACE | Totals For Week | 1 yes | 1 no | 2 yes | 2 no | 3 yes | 3 no | 4 yes | 4 no | | | | | | | | | | | | | | |
| Kimberley | 2.5 | 1.6 | no | 7 | Kimberley | 1.9 | 1.3 | yes | 3 | Kimberley | 5 | 1.9 | yes | 8 | Kimberley | 13.2 | 2.8 | no | 4 | 66 | 19 | 4 | 15 | 20 | 11 | 9 | 18 | 11 | 7 | 9 | 5 | 4 | | | | | | | | | | |
| Vaal | 6.8 | 2 | no | 1 | Kimberley | 2.4 | 1.2 | no | 6 | Kimberley | 7 | 2.4 | yes | 9 | Durbanville | 4.1 | 1.6 | yes | 2 | 1,2&3 Totals For Week | | | | | | | | | | | | | | | | | | | | | | |
| Vaal | 10.2 | 3 | no | 3 | Durbanville | 3.2 | 1.5 | no | 1 | Vaal | 4.1 | 1.6 | no | 2 | Vaal | 6.8 | 2.7 | no | 2 | 57 | | | | | | | | | | | | | | | | | | | | | | |
| Vaal | 3.1 | 0 | no | 5 | Durbanville | 3.4 | 1.9 | yes | 7 | Durbanville | 5.4 | 1.5 | no | 3 | Turffontein | 3.6 | 1.7 | no | 6 | Durbanville | 7.7 | 1.6 | yes | 3 | 10818 1,2&3 Total to date | | | | | | | | | | | | | | | | | |
| Durbanville | 9.4 | 2.9 | yes | 8 | Vaal | 9.5 | 3.9 | no | 6 | Durbanville | 5.1 | 1.9 | yes | 6 | Durbanville | 1.4 | 1 | yes | 4 | Vaal | 2.7 | 1.5 | yes | 5 | Borrowdale | 4 | 1.6 | no | 1 | Week 261 | | | | | | | | | | | | |
| Vaal | 2.8 | 1.5 | yes | 4 | Fairview | 4.8 | 1.5 | yes | 8 | Vaal | 2.5 | 1.3 | no | 1 | Durbanville | 4.8 | 1.8 | yes | 6 | Borrowdale | 7.5 | 2.2 | yes | 3 | 41 Average per week | | | | | | | | | | | | | | | | | |
| Greyville | 2.7 | 1.1 | no | 1 | Greyville | 2.1 | 1.4 | yes | 7 | Fairview | 6 | 2 | no | 9 | Greyville | 2.7 | 1.4 | yes | 4 | 13039 1,2,3&4 Total to date | | | | | | | | | | | | | | | | | | | | | | |
| Greyville | 3.6 | 1.7 | no | 2 | Greyville | 14.9 | 3.6 | yes | 9 | Greyville | 2.7 | 1.4 | yes | 4 | Borrowdale | 4 | 1.6 | no | 1 | 50 Average per week | | | | | | | | | | | | | | | | | | | | | | |
| Greyville | 2.2 | 1.3 | no | 3 | Turffontein | 3.9 | 1.8 | yes | 1 | Greyville | 2.7 | 1.4 | yes | 4 | Borrowdale | 7.5 | 2.2 | yes | 3 | Week 15/09/2014 to 21/09/2014 | | | | | | | | | | | | | | | | | | | | | | |
| Greyville | 5.6 | 1.9 | yes | 5 | Turffontein | 4.2 | 1.8 | no | 5 | Turffontein | 2.6 | 1.6 | no | 4 | | | | | | | | | | | | | | | | | | | | | | | | | | | | |
| Greyville | 6 | 2.1 | no | 6 | Turffontein | 5.6 | 2.1 | yes | 7 | Durbanville | 1.6 | 0 | yes | 2 | | | | | | | | | | | | | | | | | | | | | | | | | | | | |
| Greyville | 2.5 | 1.4 | no | 8 | Turffontein | 2.1 | 1.4 | no | 9 | Durbanville | 2.8 | 1.4 | yes | 7 | | | | | | | | | | | | | | | | | | | | | | | | | | | | |
| Turffontein | 11.1 | 2.7 | no | 10 | Durbanville | 2.4 | 1.4 | no | 1 | Durbanville | 6.5 | 2.3 | yes | 8 | | | | | | | | | | | | | | | | | | | | | | | | | | | | |
| Durbanville | 4.3 | 2.3 | yes | 5 | Mauritius | 3.9 | 1.4 | yes | 4 | Mauritius | 3.8 | 1.4 | no | 1 | | | | | | | | | | | | | | | | | | | | | | | | | | | | |
| Mauritius | 8.6 | 2.5 | no | 5 | Mauritius | 8.8 | 1.7 | yes | 6 | Mauritius | 2.3 | 1.2 | no | 2 | | | | | | | | | | | | | | | | | | | | | | | | | | | | |
| Greyville | 1.4 | 1.1 | no | 1 | Mauritius | 3.5 | 1.1 | no | 7 | Mauritius | 7.7 | 1.6 | yes | 3 | | | | | | | | | | | | | | | | | | | | | | | | | | | | |
| Greyville | 2.6 | 1.7 | no | 2 | Greyville | 2.1 | 1 | yes | 4 | Greyville | 1.2 | 1.2 | yes | 2 | | | | | | | | | | | | | | | | | | | | | | | | | | | | |
| Greyville | 2.6 | 1.4 | no | 7 | Greyville | 4.6 | 1.4 | no | 8 | Greyville | 1.7 | 1 | yes | 6 | | | | | | | | | | | | | | | | | | | | | | | | | | | | |
| Borrowdale | 4 | 1.2 | no | 7 | Greyville | 5.9 | 1.9 | no | 9 | | | | | | | | | | | | | | | | | | | | | | | | | | | | | | | | | |
| | | | | | Borrowdale | 2.5 | 2 | yes | 4 | | | | | | | | | | | | | | | | | | | | | | | | | | | | | | | | | |



click <http://horseracingtips.co.za> to go back to Home Page

| Selection No. 1 | | | | | Selection No. 2 | | | | | Selection No. 3 | | | | | Selection No. 4 | | | | | Totals Data | | | | | | | | | | | | | | | | |
|-----------------|---------|-----------|------------|------|-----------------|---------|-----------|------------|------|-----------------|---------|-----------|------------|------|-----------------|------------------|-----------|------------|------|-----------------------|-----------------------|-------|-------|-------|-------|-------|-------|-------|-------|-------|-------|-------|--|--|--|--|
| Today's Track | Now Win | Now Place | Same Jock? | RACE | Today's Track | Now Win | Now Place | Same Jock? | RACE | Today's Track | Now Win | Now Place | Same Jock? | RACE | Today's Track | Now Win | Now Place | Same Jock? | RACE | Totals For Week | Sel 1 | Sel 1 | Sel 1 | Sel 2 | Sel 2 | Sel 2 | Sel 3 | Sel 3 | Sel 3 | Sel 4 | Sel 4 | Sel 4 | | | | |
| Vaal | 1.1 | 1 | yes | 1 | Vaal | 4.9 | 1.4 | no | 6 | Vaal | 3.4 | 1.5 | no | 3 | Greyville | 6.8 | 2.4 | yes | 5 | 54 | 20 | 11 | 9 | 19 | 7 | 12 | 9 | 1 | 8 | 6 | 4 | 2 | | | | |
| Vaal | 4.6 | 2 | no | 5 | Vaal | 5.3 | 1.9 | no | 7 | Vaal | 5.5 | 1.7 | no | 4 | Durbanville | 4.4 | 1.6 | no | 6 | 1,2&3 Totals For Week | | | | | | | | | | | | | | | | |
| Greyville | 5 | 1.3 | yes | 3 | Vaal | 5.3 | 2.2 | yes | 9 | Greyville | 3.5 | 1.2 | no | 1 | Vaal | 5.8 | 2.5 | no | 1 | 48 | | | | | | | | | | | | | | | | |
| Greyville | 4.2 | 1.5 | no | 4 | Durbanville | 19.9 | 4 | no | 5 | Greyville | 3.1 | 1.6 | no | 7 | Vaal | 13.8 | 2.6 | yes | 6 | 10866 | 1,2&3 Total to date | | | | | | | | | | | | | | | |
| Durbanville | 1.5 | 1.2 | yes | 2 | Durbanville | 10.5 | 3.1 | no | 8 | Vaal | 5 | 2.1 | no | 3 | Mauritius | 7.4 | 1.4 | yes | 5 | 41 | Average per week | | | | | | | | | | | | | | | |
| Durbanville | 7.8 | 1.6 | no | 3 | Vaal | 2.1 | 1.2 | yes | 4 | Greyville | 1.8 | 1.3 | no | 8 | Mauritius | 4.1 | 1.4 | yes | 7 | 13093 | 1,2,3&4 Total to date | | | | | | | | | | | | | | | |
| Durbanville | 3.1 | 1.2 | no | 4 | Vaal | 3.8 | 1.4 | yes | 5 | Mauritius | 2.5 | 1.7 | yes | 1 | | | | | | | | | | | | | | | | | | | | | | |
| Vaal | 1.4 | 1.2 | yes | 2 | Greyville | 1.4 | 1 | no | 3 | Mauritius | 3.4 | 1.8 | no | 4 | 50 | Average per week | | | | | | | | | | | | | | | | | | | | |
| Fairview | 8.7 | 2.5 | no | 2 | Greyville | 1.8 | 1.2 | no | 4 | Vaal | 1.7 | 1.1 | no | 4 | | | | | | | | | | | | | | | | | | | | | | |
| Fairview | 6.9 | 2.5 | no | 6 | Greyville | 3.5 | 1.2 | no | 6 | | | | | | | | | | | | | | | | | | | | | | | | | | | |
| Fairview | 10.8 | 3.3 | no | 7 | Mauritius | 5.9 | 2 | yes | 3 | | | | | | | | | | | | | | | | | | | | | | | | | | | |
| Fairview | 5.2 | 2.1 | yes | 8 | Vaal | 9.7 | 2.9 | yes | 1 | | | | | | | | | | | | | | | | | | | | | | | | | | | |
| Greyville | 1.8 | 1.3 | yes | 1 | Vaal | 2.3 | 1 | no | 5 | | | | | | | | | | | | | | | | | | | | | | | | | | | |
| Greyville | 2.6 | 1.5 | yes | 2 | Vaal | 10 | 3.1 | no | 6 | | | | | | | | | | | | | | | | | | | | | | | | | | | |
| Greyville | 1.6 | 1 | yes | 5 | Vaal | 4.2 | 1.4 | yes | 8 | | | | | | | | | | | | | | | | | | | | | | | | | | | |
| Mauritius | 3.1 | 2 | yes | 6 | Vaal | 5 | 1.9 | yes | 10 | | | | | | | | | | | | | | | | | | | | | | | | | | | |
| Vaal | 14 | 4 | yes | 7 | Greyville | 3.5 | 2 | no | 2 | | | | | | | | | | | | | | | | | | | | | | | | | | | |
| Greyville | 1.4 | 1 | no | 1 | Greyville | 3.8 | 2 | no | 3 | | | | | | | | | | | | | | | | | | | | | | | | | | | |
| Greyville | 1.5 | 2.1 | yes | 4 | Greyville | 3.7 | 1 | no | 6 | | | | | | | | | | | | | | | | | | | | | | | | | | | |
| Greyville | 1.2 | 0 | no | 5 | | | | | | | | | | | | | | | | | | | | | | | | | | | | | | | | |



click <http://horseracingtips.co.za> to go back to Home Page

| Selection No. 1 | | | | | Selection No. 2 | | | | | Selection No. 3 | | | | | Selection No. 4 | | | | | Totals Data | | | | Magic Grid™ Stats Start : September 2010 | | | | | | | | |
|-----------------|---------|-----------|------------|------|-----------------|---------|-----------|------------|------|-----------------|---------|-----------|------------|------|-----------------|---------|-----------|------------|------|----------------------------------|-------|-------|-------|--|-------|-------|-------|-----------------|-------|-------|-------|-------|
| Today's Track | Now Win | Now Place | Same Jock? | RACE | Today's Track | Now Win | Now Place | Same Jock? | RACE | Today's Track | Now Win | Now Place | Same Jock? | RACE | Today's Track | Now Win | Now Place | Same Jock? | RACE | Totals For Week | Sel 1 | Sel 1 | Sel 1 | Sel 2 | Sel 2 | Sel 2 | Sel 3 | Sel 3 | Sel 3 | Sel 4 | Sel 4 | Sel 4 |
| Kimberley | 2 | 1 | no | 9 | Kimberley | 6.9 | 2.2 | no | 5 | Kimberley | 2.4 | 1.3 | yes | 1 | Vaal | 6.2 | 2.1 | no | 5 | 64 | 17 | 8 | 9 | 18 | 11 | 7 | 15 | 6 | 9 | 14 | 6 | 8 |
| Vaal | 2.8 | 1.8 | yes | 2 | Kimberley | 6 | 2.4 | no | 6 | Kimberley | 2 | 1.2 | no | 2 | Vaal | 3 | 1.1 | no | 7 | 1,2&3 Totals For Week | | | | | | | | | | | | |
| Vaal | 3.3 | 1.3 | no | 4 | Vaal | 5.2 | 1.8 | yes | 1 | Kimberley | 2 | 1.2 | yes | 3 | Vaal | 5.1 | 1.7 | no | 9 | 50 | | | | | | | | | | | | |
| Fairview | 4.5 | 1.7 | no | 7 | Vaal | 2.1 | 1.4 | yes | 3 | Durbanville | 6.2 | 2 | yes | 3 | Durbanville | 3.1 | 1.1 | no | 7 | 10916 | | | | 1,2&3 Total to date | | | | Week 263 | | | | |
| Greyville | 1.9 | 1 | no | 5 | Durbanville | 1.7 | 1 | no | 2 | Durbanville | 5.9 | 1.6 | no | 4 | Fairview | 7.2 | 2.2 | no | 2 | 42 | | | | Average per week | | | | | | | | |
| Mauritius | 4.2 | 1.9 | no | 4 | Fairview | 3.7 | 2 | yes | 5 | Durbanville | 2.8 | 1.6 | no | 5 | Greyville | 3.3 | 1.4 | no | 3 | 13157 | | | | 1,2,3&4 Total to date | | | | | | | | |
| Mauritius | 4 | 1.3 | no | 5 | Fairview | 3.8 | 1.9 | yes | 6 | Durbanville | 5.5 | 1.8 | no | 6 | Greyville | 10.7 | 3.4 | yes | 8 | 50 | | | | Average per week | | | | | | | | |
| Durbanville | 2.9 | 1 | no | 1 | Greyville | 3.5 | 1.7 | yes | 2 | Vaal | 3.6 | 1.4 | no | 6 | Greyville | 7.5 | 2.7 | no | 9 | Week | | | | 29/09/2014 to 05/10/2014 | | | | | | | | |
| Mauritius | 4.6 | 2.2 | yes | 7 | Greyville | 4.5 | 1.5 | no | 4 | Vaal | 10.9 | 3 | yes | 7 | Durbanville | 9.1 | 2.3 | yes | 3 | | | | | | | | | | | | | |
| Turffontein | 2.5 | 1.6 | yes | 6 | Greyville | 2.8 | 1.5 | yes | 6 | Vaal | 3.6 | 2.1 | no | 8 | Turffontein | 6 | 1.9 | yes | 4 | | | | | | | | | | | | | |
| Greyville | 1.2 | 0 | no | 1 | Greyville | 4.9 | 2 | no | 7 | Mauritius | 3 | 1.5 | no | 2 | Mauritius | 4.9 | 1 | no | 8 | | | | | | | | | | | | | |
| Greyville | 1.4 | 0 | no | 9 | Durbanville | 5.2 | 2.2 | yes | 4 | Turffontein | 5.3 | 1.9 | no | 2 | Durbanville | 2 | 1.5 | yes | 5 | | | | | | | | | | | | | |
| Borrowdale | 4.2 | 4.1 | yes | 2 | Turffontein | 4.2 | 1.3 | yes | 5 | Durbanville | 2.6 | 1 | no | 5 | Durbanville | 5.4 | 1.5 | yes | 7 | | | | | | | | | | | | | |
| Borrowdale | 3.5 | 1.9 | yes | 3 | Turffontein | 4.6 | 2.2 | yes | 8 | Borrowdale | 4 | 4.4 | yes | 1 | Greyville | 3.7 | 1.6 | yes | 6 | | | | | | | | | | | | | |
| Borrowdale | 4.4 | 2.1 | yes | 4 | Greyville | 2.1 | 1.2 | yes | 4 | Greyville | 4 | 1.7 | yes | 10 | | | | | | | | | | | | | | | | | | |
| Borrowdale | 5.6 | 2.6 | yes | 5 | Greyville | 6.9 | 2.1 | no | 7 | | | | | | | | | | | | | | | | | | | | | | | |
| Borrowdale | 2.2 | 1.1 | yes | 6 | Greyville | 8 | 2.1 | no | 8 | | | | | | | | | | | | | | | | | | | | | | | |
| | | | | | Borrowdale | 2 | 1.4 | yes | 7 | | | | | | | | | | | | | | | | | | | | | | | |




click <http://horseracingtips.co.za> to go back to Home Page

| Selection No. 1 | | | | | Selection No. 2 | | | | | Selection No. 3 | | | | | Selection No. 4 | | | | | Totals Data | | | | | | | | | | | | | | | |
|-----------------|---------|-----------|------------|------|-----------------|---------|-----------|------------|------|-----------------|---------|-----------|------------|------|-----------------|---------|-----------|------------|------|--|-------|----------|---------|-------|----------|---------|-------|----------|---------|-------|----------|---------|--|--|--|
| Track | Now Win | Now Place | Same Jock? | RACE | Track | Now Win | Now Place | Same Jock? | RACE | Track | Now Win | Now Place | Same Jock? | RACE | Track | Now Win | Now Place | Same Jock? | RACE | Totals For Week | Sel 1 | Sel1 yes | Sel1 no | Sel 2 | Sel2 yes | Sel2 no | Sel 3 | Sel3 yes | Sel3 no | Sel 4 | Sel4 yes | Sel4 no | | | |
| Kimberley | 10 | 3 | no | 3 | Kimberley | 1.7 | 0 | no | 2 | Vaal | 4.4 | 1.7 | yes | 2 | Kimberley | 8.7 | 3 | yes | 5 | 61 | 15 | 7 | 8 | 22 | 10 | 12 | 9 | 6 | 3 | 15 | 5 | 10 | | | |
| Kimberley | 2.3 | 1 | yes | 8 | Kimberley | 3 | 1.3 | yes | 4 | Vaal | 4.1 | 1.9 | no | 6 | Kimberley | 14.2 | 3.9 | no | 6 | 1,2&3 Totals For Week | | | | | | | | | | | | | | | |
| Kimberley | 3.1 | 1.2 | yes | 9 | Kimberley | 2.6 | 1.1 | yes | 7 | Durbanville | 4.7 | 2 | yes | 4 | Durbanville | 11 | 3.3 | no | 1 | 46 | | | | | | | | | | | | | | | |
| Durbanville | 15.6 | 6.8 | no | 5 | Vaal | 7.5 | 2.2 | no | 1 | Fairview | 3.8 | 1.7 | yes | 6 | Vaal | 13.8 | 3.5 | no | 1 | 10962 1,2&3 Total to date | | | | | | | | | | | | | | | |
| Vaal | 1.7 | 1 | yes | 2 | Vaal | 3.3 | 1.5 | no | 3 | Greyville | 15.9 | 2.9 | no | 5 | Vaal | 5.6 | 2.2 | no | 7 | Week 264 | | | | | | | | | | | | | | | |
| Vaal | 2.9 | 1.3 | no | 4 | Vaal | 2.7 | 1.8 | no | 4 | Mauritius | 2.8 | 1.3 | yes | 4 | Greyville | 13 | 3.6 | no | 2 | 42 Average per week | | | | | | | | | | | | | | | |
| Fairview | 7.9 | 2.2 | yes | 3 | Vaal | 5.5 | 3 | yes | 7 | Turffontein | 7.2 | 2.1 | no | 1 | Mauritius | 3 | 1.9 | yes | 6 | 13218 1,2,3&4 Total to date | | | | | | | | | | | | | | | |
| Fairview | 6 | 2 | yes | 5 | Durbanville | 4.7 | 1.5 | yes | 2 | Turffontein | 2.8 | 1.5 | yes | 4 | Mauritius | 10.4 | 4.6 | no | 7 | 50 Average per week | | | | | | | | | | | | | | | |
| Fairview | 3.8 | 1.7 | no | 8 | Durbanville | 10.1 | 3.1 | no | 7 | Greyville | 4.7 | 1.8 | yes | 8 | Turffontein | 6.3 | 2 | no | 7 | Week 06/10/2014 to 12/10/2014 | | | | | | | | | | | | | | | |
| Mauritius | 5.1 | 1.4 | yes | 1 | Vaal | 5.5 | 1.7 | no | 3 | | | | | | Turffontein | 3.9 | 1.7 | yes | 9 | | | | | | | | | | | | | | | | |
| Mauritius | 1.7 | 0 | no | 3 | Vaal | 2.7 | 1 | yes | 6 | | | | | | Durbanville | 4.1 | 1.5 | no | 2 | | | | | | | | | | | | | | | | |
| Mauritius | 2 | 1.2 | no | 8 | Fairview | 3.3 | 1.7 | no | 2 | | | | | | Durbanville | 3.4 | 1.4 | yes | 6 | | | | | | | | | | | | | | | | |
| Turffontein | 2.8 | 1.5 | yes | 7 | Greyville | 3.7 | 1.4 | no | 6 | | | | | | Durbanville | 4.9 | 1.9 | yes | 7 | | | | | | | | | | | | | | | | |
| Durbanville | 3.5 | 1.3 | no | 4 | Greyville | 5.1 | 2 | yes | 8 | | | | | | Greyville | 3.1 | 1.6 | no | 4 | | | | | | | | | | | | | | | | |
| Greyville | 2.7 | 1.3 | no | 3 | Turffontein | 2.6 | 1.3 | no | 3 | | | | | | Greyville | 6.2 | 1.9 | no | 7 | | | | | | | | | | | | | | | | |
| | | | | | Turffontein | 1.4 | 1 | yes | 5 | | | | | | | | | | | | | | | | | | | | | | | | | | |
| | | | | | Turffontein | 2.6 | 1.4 | no | 6 | | | | | | | | | | | | | | | | | | | | | | | | | | |
| | | | | | Turffontein | 8.4 | 2.9 | no | 10 | | | | | | | | | | | | | | | | | | | | | | | | | | |
| | | | | | Durbanville | 2.9 | 1.4 | yes | 1 | | | | | | | | | | | | | | | | | | | | | | | | | | |
| | | | | | Durbanville | 3.3 | 1.2 | yes | 3 | | | | | | | | | | | | | | | | | | | | | | | | | | |
| | | | | | Durbanville | 5.7 | 2 | yes | 5 | | | | | | | | | | | | | | | | | | | | | | | | | | |
| | | | | | Greyville | 2.9 | 1.6 | no | 2 | | | | | | | | | | | | | | | | | | | | | | | | | | |



click <http://horseracingtips.co.za> to go back to Home Page

| Selection No. 1 | | | | | Selection No. 2 | | | | | Selection No. 3 | | | | | Selection No. 4 | | | | | Totals Data | | | | | | | | | | | | | | | |
|-----------------|---------|-----------|------------|------|-----------------|---------|-----------|------------|------|-----------------|---------|-----------|------------|------|-----------------|---------|-----------|------------|------|---|-------|------|-------|------|-------|------|-------|------|---|---|---|---|--|--|--|
| Track | Now Win | Now Place | Same Jock? | RACE | Track | Now Win | Now Place | Same Jock? | RACE | Track | Now Win | Now Place | Same Jock? | RACE | Track | Now Win | Now Place | Same Jock? | RACE | Totals For Week | 1 yes | 1 no | 2 yes | 2 no | 3 yes | 3 no | 4 yes | 4 no | | | | | | | |
| Vaal | 1.5 | 1 | no | 1 | Kimberley | 2.2 | 1.7 | yes | 1 | Kimberley | 4.6 | 2.4 | yes | 3 | Kimberley | 7 | 2.4 | yes | 6 | 64 | 25 | 14 | 11 | 23 | 19 | 4 | 8 | 2 | 6 | 8 | 5 | 3 | | | |
| Vaal | 8.4 | 2.6 | yes | 6 | Kimberley | 2.6 | 1.3 | yes | 2 | Fairview | 4.4 | 1.4 | no | 1 | Vaal | 3.4 | 2.1 | yes | 5 | 1,2&3 Totals For Week | | | | | | | | | | | | | | | |
| Vaal | 3.9 | 1.6 | no | 8 | Vaal | 6.6 | 3.4 | no | 2 | Fairview | 4 | 1.8 | no | 5 | Vaal | 3.5 | 1.3 | no | 7 | 56 | | | | | | | | | | | | | | | |
| Greyville | 1.7 | 1 | yes | 3 | Vaal | 4.8 | 1.5 | yes | 4 | Greyville | 2.7 | 1.5 | yes | 4 | Greyville | 3.9 | 1.4 | yes | 4 | 11018 1,2&3 Total to date Week 265 | | | | | | | | | | | | | | | |
| Greyville | 11.4 | 3.4 | no | 8 | Greyville | 3 | 1.4 | no | 5 | Turffontein | 1.8 | 1.4 | no | 1 | Fairview | 4.9 | 1.5 | yes | 6 | 42 Average per week | | | | | | | | | | | | | | | |
| Turffontein | 1.4 | 1 | yes | 4 | Greyville | 8.6 | 2.4 | yes | 9 | Durbanville | 9.3 | 2.8 | no | 7 | Fairview | 13.9 | 4.6 | no | 7 | 13282 1,2,3&4 Total to date | | | | | | | | | | | | | | | |
| Turffontein | 4.2 | 1.8 | no | 7 | Turffontein | 2.5 | 1.3 | no | 6 | Greyville | 3.5 | 1.2 | no | 2 | Durbanville | 2.6 | 1.9 | no | 6 | 50 Average per week | | | | | | | | | | | | | | | |
| Fairview | 5.7 | 2.7 | no | 4 | Greyville | 4.3 | 1.6 | yes | 1 | Borrowdale | 2.9 | 1.6 | no | 4 | Borrowdale | 3.6 | 1.1 | yes | 2 | Week 13/10/2014 to 19/10/2014 | | | | | | | | | | | | | | | |
| Greyville | 2.4 | 1 | yes | 7 | Greyville | 2.5 | 1.4 | yes | 3 | | | | | | | | | | |  | | | | | | | | | | | | | | | |
| Mauritius | 14.5 | 3.5 | yes | 2 | Greyville | 3.8 | 1.8 | yes | 9 | | | | | | | | | | | click http://horseracingtips.co.za to go back to Home Page | | | | | | | | | | | | | | | |
| Mauritius | 1.6 | 1.2 | no | 3 | Mauritius | 3.8 | 1.9 | yes | 4 | | | | | | | | | | | | | | | | | | | | | | | | | | |
| Mauritius | 1.8 | 1.4 | yes | 6 | Mauritius | 2.1 | 1.7 | yes | 5 | | | | | | | | | | | | | | | | | | | | | | | | | | |
| Durbanville | 1.3 | 1 | yes | 1 | Turffontein | 5.2 | 2.1 | yes | 3 | | | | | | | | | | | | | | | | | | | | | | | | | | |
| Mauritius | 2.9 | 1.6 | no | 7 | Durbanville | 2.9 | 1 | yes | 3 | | | | | | | | | | | | | | | | | | | | | | | | | | |
| Turffontein | 2.7 | 1.7 | no | 4 | Mauritius | 2.7 | 1 | yes | 9 | | | | | | | | | | | | | | | | | | | | | | | | | | |
| Mauritius | 4.5 | 2.5 | no | 8 | Durbanville | 1 | 1 | yes | 6 | | | | | | | | | | | | | | | | | | | | | | | | | | |
| Durbanville | 2.1 | 1.1 | yes | 4 | Durbanville | 3 | 1.3 | yes | 8 | | | | | | | | | | | | | | | | | | | | | | | | | | |
| Turffontein | 1.1 | 1 | yes | 5 | Greyville | 6.5 | 1.7 | yes | 1 | | | | | | | | | | | | | | | | | | | | | | | | | | |
| Durbanville | 2.4 | 1 | yes | 5 | Greyville | 7.8 | 2.3 | yes | 5 | | | | | | | | | | | | | | | | | | | | | | | | | | |
| Turffontein | 2.5 | 1.6 | no | 7 | Greyville | 2.5 | 1.4 | yes | 6 | | | | | | | | | | | | | | | | | | | | | | | | | | |
| Turffontein | 3.6 | 1.5 | yes | 8 | Greyville | 2.4 | 1.2 | yes | 8 | | | | | | | | | | | | | | | | | | | | | | | | | | |
| Greyville | 5 | 2.2 | no | 3 | Greyville | 8.5 | 2.7 | yes | 9 | | | | | | | | | | | | | | | | | | | | | | | | | | |
| Greyville | 4.2 | 1.5 | yes | 4 | Borrowdale | 4 | 1.2 | no | 1 | | | | | | | | | | | | | | | | | | | | | | | | | | |
| Borrowdale | 2.9 | 1.4 | yes | 3 | | | | | | | | | | | | | | | | | | | | | | | | | | | | | | | |
| Borrowdale | 2.5 | 1.1 | yes | 6 | | | | | | | | | | | | | | | | | | | | | | | | | | | | | | | |

| Selection No. 1 | | | | | Selection No. 2 | | | | | Selection No. 3 | | | | | Selection No. 4 | | | | | Totals Data | | Magic Grid™ Stats Start : September 2010 | | | | | | | | | | | | | | | |
|-----------------|---------|-----------|------------|------|-----------------|---------|-----------|------------|------|-----------------|---------|-----------|------------|------|-----------------|---------|-----------|------------|------|-----------------------|------------------|--|-----------------------|-------|------------------|-------------------------------|-----------------------|-----------|------------------|-------------------------------|-----------|----------|--|--|--|--|--|
| Today's Track | Now Win | Now Place | Same Jock? | RACE | Today's Track | Now Win | Now Place | Same Jock? | RACE | Today's Track | Now Win | Now Place | Same Jock? | RACE | Today's Track | Now Win | Now Place | Same Jock? | RACE | Totals For Week | Sel 1 | Sel 1 yes | Sel 1 no | Sel 2 | Sel 2 yes | Sel 2 no | Sel 3 | Sel 3 yes | Sel 3 no | Sel 4 | Sel 4 yes | Sel 4 no | | | | | |
| Durbanville | 2.3 | 1.3 | yes | 1 | Vaal | 2.8 | 1.1 | no | 4 | Fairview | 3.3 | 1.5 | no | 5 | Fairview | 2.6 | 1 | yes | 1 | 67 | 17 | 10 | 7 | 21 | 11 | 10 | 17 | 8 | 9 | 12 | 10 | 2 | | | | | |
| Durbanville | 8.2 | 3.5 | yes | 7 | Vaal | 3.4 | 1.5 | no | 7 | Fairview | 2.4 | 1.2 | yes | 6 | Vaal | 4 | 1.2 | yes | 1 | 1,2&3 Totals For Week | 55 | 11073 | 1,2&3 Total to date | 42 | Average per week | 13349 | 1,2,3&4 Total to date | 50 | Average per week | Week 20/10/2014 to 26/10/2014 | Week 266 | | | | | | |
| Vaal | 1.7 | 1 | yes | 2 | Durbanville | 1.8 | 1.4 | yes | 2 | Fairview | 3 | 2.8 | no | 8 | Vaal | 3.9 | 1.7 | yes | 3 | | | | | | | | | | | | | | | | | | |
| Vaal | 1.6 | 1 | no | 3 | Durbanville | 2 | 1.3 | no | 5 | Vaal | 2 | 1.6 | no | 2 | Vaal | 2 | 1.2 | yes | 6 | 50 | Average per week | 13349 | 1,2,3&4 Total to date | 50 | Average per week | Week 20/10/2014 to 26/10/2014 | Week 266 | | | | | | | | | | |
| Vaal | 2.9 | 1.3 | no | 5 | Durbanville | 6.4 | 1.8 | yes | 8 | Durbanville | 9.1 | 3.3 | yes | 6 | Vaal | 2 | 1 | no | 8 | | | | | | | | | | | | | | | | | | |
| Vaal | 8.1 | 2.2 | no | 8 | Fairview | 13.5 | 3.5 | no | 5 | Vaal | 3.5 | 1.4 | no | 6 | Vaal | 7.3 | 2.1 | no | 4 | 50 | Average per week | 13349 | 1,2,3&4 Total to date | 50 | Average per week | Week 20/10/2014 to 26/10/2014 | Week 266 | | | | | | | | | | |
| Fairview | 4.2 | 1.5 | no | 1 | Greyville | 2.8 | 1.2 | no | 4 | Fairview | 23.5 | 3.8 | yes | 8 | Vaal | 3.1 | 1 | yes | 7 | | | | | | | | | | | | | | | | | | |
| Fairview | 1.7 | 1 | yes | 7 | Greyville | 1.9 | 1.1 | no | 5 | Greyville | 2.6 | 1.2 | no | 1 | Greyville | 2.2 | 1.3 | yes | 3 | 50 | Average per week | 13349 | 1,2,3&4 Total to date | 50 | Average per week | Week 20/10/2014 to 26/10/2014 | Week 266 | | | | | | | | | | |
| Greyville | 3.8 | 1.6 | yes | 2 | Mauritius | 2.1 | 1.6 | no | 2 | Mauritius | 7.2 | 2.8 | no | 6 | Mauritius | 7.8 | 2.4 | yes | 3 | | | | | | | | | | | | | | | | | | |
| Greyville | 3.8 | 1.5 | yes | 6 | Mauritius | 2.7 | 1.7 | yes | 7 | Kenilworth | 3.9 | 1.5 | no | 3 | Mauritius | 3.8 | 1.6 | yes | 5 | 50 | Average per week | 13349 | 1,2,3&4 Total to date | 50 | Average per week | Week 20/10/2014 to 26/10/2014 | Week 266 | | | | | | | | | | |
| Greyville | 1.6 | 1 | yes | 7 | Mauritius | 3.4 | 1.6 | yes | 8 | Turffontein | 3.6 | 1.4 | yes | 3 | Kenilworth | 5.2 | 2.4 | yes | 2 | | | | | | | | | | | | | | | | | | |
| Mauritius | 3.5 | 2.9 | yes | 4 | Kenilworth | 1.2 | 1 | no | 1 | Turffontein | 3.7 | 1.7 | no | 5 | Fairview | 7 | 2.3 | yes | 6 | 50 | Average per week | 13349 | 1,2,3&4 Total to date | 50 | Average per week | Week 20/10/2014 to 26/10/2014 | Week 266 | | | | | | | | | | |
| Kenilworth | 3.8 | 1.5 | no | 7 | Kenilworth | 2 | 1.1 | yes | 4 | Turffontein | 2.6 | 1.3 | yes | 8 | | | | | | | | | | | | | | | | | | | | | | | |
| Turffontein | 1.3 | 1.1 | no | 1 | Kenilworth | 3.6 | 1.2 | yes | 6 | Turffontein | 9.7 | 3.3 | yes | 9 | | | | | | | | | | | | | | | | | | | | | | | |
| Mauritius | 4.3 | 2.3 | yes | 3 | Kenilworth | 7.4 | 3.2 | yes | 8 | Mauritius | 2.4 | 1.2 | yes | 4 | | | | | | | | | | | | | | | | | | | | | | | |
| Fairview | 4.5 | 1.5 | no | 3 | Kenilworth | 13.8 | 3.3 | yes | 10 | Fairview | 9.2 | 2.3 | no | 1 | | | | | | | | | | | | | | | | | | | | | | | |
| Mauritius | 1.8 | 0 | yes | 7 | Turffontein | 4.5 | 1.7 | yes | 6 | Fairview | 4.6 | 1.7 | yes | 5 | | | | | | | | | | | | | | | | | | | | | | | |
| | | | | | Mauritius | 3.1 | 2 | yes | 5 | | | | | | | | | | | | | | | | | | | | | | | | | | | | |
| | | | | | Mauritius | 2.8 | 1.5 | yes | 8 | | | | | | | | | | | | | | | | | | | | | | | | | | | | |
| | | | | | Fairview | 3.8 | 1.3 | no | 7 | | | | | | | | | | | | | | | | | | | | | | | | | | | | |
| | | | | | Fairview | 3.1 | 1.5 | no | 9 | | | | | | | | | | | | | | | | | | | | | | | | | | | | |



click <http://horseracingtips.co.za> to go back to Home Page

| Selection No. 1 | | | | | Selection No. 2 | | | | | Selection No. 3 | | | | | Selection No. 4 | | | | | Totals Data | | | | | | | | | | | | | | |
|-----------------|---------|-----------|------------|------|-----------------|---------|-----------|------------|------|-----------------|---------|-----------|------------|------|-----------------|---------|-----------|------------|------|-----------------------|---------------------|-------|-------|-------|-------|-------|-------|-------|-------|-------|-------|-------|------|-----|
| Track | Now Win | Now Place | Same Jock? | RACE | Track | Now Win | Now Place | Same Jock? | RACE | Track | Now Win | Now Place | Same Jock? | RACE | Track | Now Win | Now Place | Same Jock? | RACE | Totals For Week | Sel 1 | Sel 1 | Sel 1 | Sel 2 | Sel 2 | Sel 2 | Sel 3 | Sel 3 | Sel 3 | Sel 4 | Sel 4 | Sel 4 | | |
| Kimberley | 5.1 | 1.4 | yes | 7 | Kimberley | 19.3 | 2.6 | yes | 2 | Kimberley | 4.1 | 1.6 | no | 1 | Greyville | 3.5 | 1.6 | no | 8 | 67 | 19 | 8 | 11 | 20 | 10 | 10 | 17 | 8 | 9 | 11 | 3 | 8 | | |
| Turffontein | 2.8 | 1.1 | no | 6 | Kimberley | 6.5 | 2.9 | no | 9 | Kimberley | 6.5 | 1.9 | yes | 5 | Turffontein | 3.7 | 1.2 | no | 2 | 1,2&3 Totals For Week | | | | | | | | | | | | | | |
| Turffontein | 3 | 2 | yes | 7 | Greyville | 3.4 | 1.7 | yes | 1 | Kimberley | 6.8 | 2.2 | no | 8 | Kenilworth | 5 | 2.1 | no | 6 | | 56 | | | | | | | | | | | | | |
| Kenilworth | 3.5 | 0 | yes | 2 | Greyville | 3.7 | 1.6 | no | 2 | Greyville | 15.2 | 2.7 | no | 5 | Vaal | 3.6 | 1.9 | no | 2 | | | | | | | | | | | | | | | |
| Kenilworth | 1.9 | 1 | no | 3 | Turffontein | 1.1 | 1 | yes | 4 | Greyville | 3.2 | 1.3 | yes | 6 | Vaal | 10.3 | 2.7 | no | 3 | | | | | | | | | | | | | | | |
| Kenilworth | 1.5 | 1.1 | no | 5 | Fairview | 2.3 | 1.1 | no | 3 | Turffontein | 2.9 | 1.6 | no | 1 | Fairview | 3.4 | 1.7 | yes | 9 | | | | | | | | | | | | | | | |
| Vaal | 3.8 | 1.8 | no | 9 | Fairview | 3.9 | 1.2 | yes | 5 | Kenilworth | 6.5 | 2.2 | no | 7 | Greyville | 3.8 | 1.2 | yes | 2 | 11129 | 1,2&3 Total to date | | | | | | | | | | | | Week | 267 |
| Vaal | 2.5 | 1.5 | yes | 10 | Greyville | 2.2 | 1.1 | yes | 3 | Vaal | 3.2 | 1.6 | no | 1 | Turffontein | 4.9 | 1.7 | yes | 4 | | | | | | | | | | | | | | | |
| Fairview | 2.6 | 1.8 | no | 4 | Greyville | 5.7 | 2.4 | yes | 8 | Vaal | 2.3 | 1.1 | no | 8 | Kenilworth | 9.6 | 2.1 | no | 3 | | | | | | | | | | | | | | | |
| Greyville | 1.3 | 1 | no | 4 | Mauritius | 2.5 | 1.3 | no | 5 | Fairview | 3.3 | 1.9 | yes | 1 | Greyville | 9.6 | 3 | no | 5 | | | | | | | | | | | | | | | |
| Greyville | 1 | 1 | yes | 5 | Mauritius | 5.6 | 1.6 | no | 6 | Fairview | 3.1 | 2 | yes | 6 | Borrowdale | 10.1 | 2.4 | no | 6 | | | | | | | | | | | | | | | |
| Greyville | 2 | 1.1 | no | 6 | Mauritius | 3.7 | 1.9 | no | 7 | Turffontein | 1.7 | 1.1 | no | 8 | | | | | | | | | | | | | | | | | | | | |
| Mauritius | 2.1 | 1.2 | yes | 3 | Mauritius | 6.2 | 3.8 | yes | 8 | Turffontein | 3.1 | 1.5 | yes | 10 | | | | | | | | | | | | | | | | | | | | |
| Turffontein | 3 | 1.2 | yes | 12 | Turffontein | 2.8 | 1.3 | no | 3 | Kenilworth | 5.9 | 2.1 | yes | 2 | | | | | | | | | | | | | | | | | | | | |
| Kenilworth | 6.8 | 1.7 | no | 4 | Turffontein | 5.4 | 1.8 | no | 6 | Greyville | 3 | 1.4 | no | 3 | | | | | | | | | | | | | | | | | | | | |
| Kenilworth | 1.8 | 1 | yes | 8 | Turffontein | 5.5 | 2.2 | yes | 11 | Borrowdale | 3.3 | 1.2 | yes | 1 | | | | | | | | | | | | | | | | | | | | |
| Greyville | 3.2 | 1.6 | no | 2 | Kenilworth | 4.8 | 1.4 | no | 1 | Borrowdale | 9 | 2.7 | yes | 3 | | | | | | | | | | | | | | | | | | | | |
| Greyville | 6 | 1.8 | no | 4 | Kenilworth | 8.5 | 2.3 | no | 5 | | | | | | | | | | | | | | | | | | | | | | | | | |
| Greyville | 1.7 | 1.2 | no | 7 | Greyville | 2.4 | 1.4 | yes | 8 | | | | | | | | | | | | | | | | | | | | | | | | | |
| | | | | | Borrowdale | 5.6 | 1.4 | yes | 4 | | | | | | | | | | | | | | | | | | | | | | | | | |



click <http://horseracingtips.co.za> to go back to Home Page

| Selection No. 1 | | | | | Selection No. 2 | | | | | Selection No. 3 | | | | | Selection No. 4 | | | | | Totals Data | | | | | | | | | | | | |
|-----------------|---------|-----------|------------|------|-----------------|---------|-----------|------------|------|-----------------|---------|-----------|------------|------|-----------------|---------|-----------|------------|------|--|-------|----------|---------|-------|----------|---------|-------|----------|---------|-------|----------|---------|
| Todays Track | Now Win | Now Place | Same Jock? | RACE | Todays Track | Now Win | Now Place | Same Jock? | RACE | Todays Track | Now Win | Now Place | Same Jock? | RACE | Todays Track | Now Win | Now Place | Same Jock? | RACE | Totals For Week | Sel 1 | Sel1 yes | Sel1 no | Sel 2 | Sel2 yes | Sel2 no | Sel 3 | Sel3 yes | Sel3 no | Sel 4 | Sel4 yes | Sel4 no |
| Vaal | 7 | 2.2 | no | 3 | Vaal | 15 | 4.5 | no | 5 | Kenilworth | 3.3 | 1.4 | no | 1 | Vaal | 6.6 | 2.3 | no | 10 | 52 | 18 | 10 | 8 | 15 | 6 | 9 | 9 | 7 | 2 | 10 | 3 | 7 |
| Kenilworth | 2.4 | 1.3 | yes | 2 | Kenilworth | 4.2 | 1.5 | yes | 3 | Kenilworth | 4.2 | 1.5 | yes | 4 | Kenilworth | 2.3 | 1.3 | yes | 7 | 1,2&3 Totals For Week | | | | | | | | | | | | |
| Vaal | 2.1 | 1.2 | no | 1 | Vaal | 10.2 | 2.7 | no | 2 | Kenilworth | 6.2 | 1.9 | yes | 5 | Vaal | 3.5 | 1.3 | no | 3 | 42 | | | | | | | | | | | | |
| Vaal | 4.1 | 1.8 | yes | 6 | Vaal | 7.8 | 2.6 | no | 7 | Kenilworth | 3 | 1.4 | yes | 6 | Vaal | 5.7 | 2 | yes | 5 | 11171 1,2&3 Total to date | | | | | | | | | | | | |
| Vaal | 2 | 1.1 | no | 9 | Fairview | 2.5 | 1.2 | yes | 1 | Fairview | 3.4 | 1.5 | yes | 3 | Greyville | 3.9 | 1.4 | no | 1 | 42 Average per week | | | | | | | | | | | | |
| Fairview | 4.2 | 1.5 | yes | 6 | Fairview | 2.6 | 1.4 | no | 2 | Greyville | 2.1 | 1 | yes | 7 | Mauritius | 20.5 | 5.8 | yes | 4 | Week 268 | | | | | | | | | | | | |
| Fairview | 3.8 | 1.5 | no | 9 | Greyville | 1.4 | 1 | no | 3 | Mauritius | 2.2 | 1 | no | 1 | Mauritius | 4.7 | 1.7 | no | 7 | 13468 1,2,3&4 Total to date | | | | | | | | | | | | |
| Greyville | 2.3 | 1.4 | no | 2 | Greyville | 13.6 | 3.8 | no | 4 | Turffontein | 13.1 | 2.8 | yes | 2 | Mauritius | 6.6 | 1.6 | no | 9 | 50 Average per week | | | | | | | | | | | | |
| Mauritius | 1.5 | 1.3 | yes | 2 | Greyville | 4.1 | 1.7 | yes | 6 | Greyville | 4.6 | 1.8 | yes | 8 | Kenilworth | 2.6 | 1.4 | no | 6 | Week 03/11/2014 to 09/11/2014 | | | | | | | | | | | | |
| Mauritius | 2.7 | 1.2 | yes | 3 | Greyville | 3.7 | 1.6 | yes | 8 | | | | | | Greyville | 5.8 | 2.1 | no | 7 | | | | | | | | | | | | | |
| Turffontein | 2 | 1.2 | no | 4 | Mauritius | 2.7 | 1.8 | no | 5 | | | | | | | | | | | | | | | | | | | | | | | |
| Kenilworth | 1.3 | 1 | yes | 2 | Turffontein | 6.2 | 1.7 | no | 1 | | | | | | | | | | | | | | | | | | | | | | | |
| Kenilworth | 1.8 | 1 | no | 3 | Kenilworth | 2.1 | 1.4 | no | 7 | | | | | | | | | | | | | | | | | | | | | | | |
| Kenilworth | 2.1 | 1.3 | yes | 4 | Kenilworth | 13.9 | 3.8 | yes | 9 | | | | | | | | | | | | | | | | | | | | | | | |
| Kenilworth | 4.4 | 1.5 | yes | 8 | Greyville | 2.9 | 1.4 | yes | 6 | | | | | | | | | | | | | | | | | | | | | | | |
| Greyville | 3 | 2 | yes | 2 | | | | | | | | | | | | | | | | | | | | | | | | | | | | |
| Greyville | 1.5 | 1 | no | 3 | | | | | | | | | | | | | | | | | | | | | | | | | | | | |
| Greyville | 3 | 1.1 | yes | 4 | | | | | | | | | | | | | | | | | | | | | | | | | | | | |



click <http://horseracingtips.co.za> to go back to Home Page

| Selection No. 1 | | | | | Selection No. 2 | | | | | Selection No. 3 | | | | | Selection No. 4 | | | | | Totals Data | | | | | | | | | | | | | |
|-----------------|---------|-----------|------------|------|-----------------|---------|-----------|------------|------|-----------------|---------|-----------|------------|------|-----------------|---------|-----------|------------|------|--|-------|-------|-------|-------|-------|-------|-------|-------|-------|-------|-------|-------|----|
| Track | Now Win | Now Place | Same Jock? | RACE | Track | Now Win | Now Place | Same Jock? | RACE | Track | Now Win | Now Place | Same Jock? | RACE | Track | Now Win | Now Place | Same Jock? | RACE | Totals For Week | Sel 1 | Sel 1 | Sel 1 | Sel 2 | Sel 2 | Sel 2 | Sel 3 | Sel 3 | Sel 3 | Sel 4 | Sel 4 | Sel 4 | |
| | | | | | | | | | | | | | | | | | | | | | | 1 | yes | no | 2 | yes | no | 3 | yes | no | 4 | yes | no |
| Kenilworth | 7.9 | 2.1 | no | 1 | Fairview | 2.9 | 1.4 | no | 7 | Kenilworth | 3.6 | 1 | yes | 4 | Fairview | 5.3 | 1.8 | no | 1 | 61 | 24 | 14 | 10 | 17 | 8 | 9 | 10 | 4 | 6 | 10 | 4 | 6 | |
| Kenilworth | 3.3 | 1.6 | no | 2 | Kenilworth | 3.9 | 1.7 | no | 5 | Vaal | 6.7 | 2 | no | 3 | Fairview | 6.6 | 1.8 | yes | 3 | 1,2&3 Totals For Week | | | | | | | | | | | | | |
| Kenilworth | 2.7 | 1.4 | yes | 3 | Fairview | 2.3 | 1.3 | yes | 2 | Vaal | 8.4 | 2.8 | no | 9 | Fairview | 3.2 | 1.4 | yes | 8 | 51 | | | | | | | | | | | | | |
| Kenilworth | 4.3 | 1.7 | yes | 6 | Fairview | 3 | 1.5 | yes | 3 | Greyville | 3 | 1.8 | no | 2 | Fairview | 4.1 | 1.8 | yes | 7 | 11222 1,2&3 Total to date | | | | | | | | | | | | | |
| Kenilworth | 1.5 | 1.1 | no | 7 | Fairview | 4.1 | 1.5 | yes | 5 | Greyville | 2.9 | 1.9 | yes | 6 | Fairview | 5 | 1.8 | yes | 9 | 42 Average per week | | | | | | | | | | | | | |
| Kenilworth | 3.1 | 1.9 | yes | 9 | Fairview | 5.8 | 1.8 | no | 6 | Greyville | 5.6 | 2.4 | no | 7 | Greyville | 6.7 | 1.3 | no | 5 | Week 269 | | | | | | | | | | | | | |
| Vaal | 1.9 | 1 | yes | 1 | Greyville | 1.8 | 1 | yes | 2 | Greyville | 3.7 | 1.7 | yes | 8 | Greyville | 5.4 | 2 | no | 6 | 13529 1,2,3&4 Total to date | | | | | | | | | | | | | |
| Vaal | 4.7 | 2 | no | 2 | Greyville | 7.1 | 2.3 | no | 4 | Kenilworth | 1.9 | 1.2 | no | 4 | Mauritius | 3.5 | 1.6 | no | 7 | 50 Average per week | | | | | | | | | | | | | |
| Vaal | 2.8 | 1.8 | no | 8 | Mauritius | 6.7 | 1.7 | no | 4 | Borrowdale | 4 | 1.5 | yes | 3 | Turffontein | 11.2 | 2.8 | no | 2 | Week 10/11/2014 to 16/11/2014 | | | | | | | | | | | | | |
| Fairview | 4.7 | 2.2 | yes | 4 | Mauritius | 6.6 | 1.3 | no | 6 | Borrowdale | 3.1 | 1.6 | no | 5 | Turffontein | 7.4 | 2 | no | 7 | | | | | | | | | | | | | | |
| Greyville | 1.4 | 0 | no | 1 | Turffontein | 6.7 | 2.5 | yes | 1 | | | | | | | | | | | | | | | | | | | | | | | | |
| Greyville | 3.2 | 1.6 | yes | 3 | Turffontein | 5.4 | 2.1 | yes | 3 | | | | | | | | | | | | | | | | | | | | | | | | |
| Greyville | 2.9 | 2 | yes | 8 | Turffontein | 7 | 2 | no | 9 | | | | | | | | | | | | | | | | | | | | | | | | |
| Mauritius | 2.9 | 1 | yes | 2 | Turffontein | 8 | 2.1 | yes | 11 | | | | | | | | | | | | | | | | | | | | | | | | |
| Mauritius | 1.6 | 1.3 | yes | 5 | Kenilworth | 3.8 | 1.5 | yes | 2 | | | | | | | | | | | | | | | | | | | | | | | | |
| Mauritius | 2.5 | 2.4 | yes | 8 | Kenilworth | 1.9 | 0 | no | 6 | | | | | | | | | | | | | | | | | | | | | | | | |
| Mauritius | 4.2 | 2 | yes | 9 | Borrowdale | 5.7 | 1.9 | no | 6 | | | | | | | | | | | | | | | | | | | | | | | | |
| Turffontein | 9 | 2.6 | no | 6 | | | | | | | | | | | | | | | | | | | | | | | | | | | | | |
| Greyville | 1.6 | 1 | no | 1 | | | | | | | | | | | | | | | | | | | | | | | | | | | | | |
| Greyville | 2 | 1.3 | no | 3 | | | | | | | | | | | | | | | | | | | | | | | | | | | | | |
| Kenilworth | 4.9 | 1.3 | yes | 1 | | | | | | | | | | | | | | | | | | | | | | | | | | | | | |
| Kenilworth | 1.6 | 1.1 | no | 3 | | | | | | | | | | | | | | | | | | | | | | | | | | | | | |
| Borrowdale | 3.6 | 1.6 | yes | 2 | | | | | | | | | | | | | | | | | | | | | | | | | | | | | |
| Borrowdale | 6.1 | 1.6 | yes | 7 | | | | | | | | | | | | | | | | | | | | | | | | | | | | | |



click <http://horseracingtips.co.za> to go back to Home Page

| Selection No. 1 | | | | | Selection No. 2 | | | | | Selection No. 3 | | | | | Selection No. 4 | | | | | Totals Data | | | | | | | | | | | | | | | | | | | | |
|-----------------|---------|-----------|------------|------|-----------------|---------|-----------|------------|------|-----------------|---------|-----------|------------|------|-----------------|---------|-----------|------------|------|----------------------------------|----------------------------------|-------|-------|-------|-------|--------------------------------|-------|-------|-------|-------|-------|-------|--|--|--|--|------|-----|--|--|
| Track | Now Win | Now Place | Same Jock? | RACE | Track | Now Win | Now Place | Same Jock? | RACE | Track | Now Win | Now Place | Same Jock? | RACE | Track | Now Win | Now Place | Same Jock? | RACE | Totals For Week | Sel 1 | Sel 1 | Sel 1 | Sel 2 | Sel 2 | Sel 2 | Sel 3 | Sel 3 | Sel 3 | Sel 4 | Sel 4 | Sel 4 | | | | | | | | |
| | | | | | | | | | | | | | | | | | | | | | 1 | yes | no | 2 | yes | no | 3 | yes | no | 4 | yes | no | | | | | | | | |
| Kimberley | 6.4 | 1.8 | no | 4 | Kimberley | 4.9 | 2 | yes | 3 | Kimberley | 5.1 | 2.2 | no | 2 | Vaal | 6.9 | 2.1 | yes | 3 | 56 | 16 | 8 | 8 | 18 | 10 | 8 | 11 | 2 | 9 | 11 | 5 | 6 | | | | | | | | |
| Kimberley | 4.5 | 1.6 | yes | 9 | Kimberley | 6.6 | 1.5 | no | 5 | Vaal | 4.7 | 1.5 | yes | 5 | Vaal | 7.9 | 2.5 | yes | 2 | 1,2&3 Totals For Week | | | | | | | | | | | | | | | | | | | | |
| Vaal | 3.5 | 1.4 | no | 1 | Vaal | 12.4 | 2.7 | no | 4 | Vaal | 6.6 | 3.5 | no | 8 | Vaal | 3.2 | 1.3 | no | 3 | 45 | | | | | | | | | | | | | | | | | | | | |
| Vaal | 1.6 | 1 | yes | 7 | Kenilworth | 2.2 | 1 | yes | 1 | Vaal | 2.1 | 1.4 | no | 4 | Greyville | 5.3 | 1 | yes | 7 | Vaal | 3.5 | 1.6 | no | 3 | 11267 | 1,2&3 Total to date | | | | | | | | | | | Week | 270 | | |
| Vaal | 3.6 | 1.4 | yes | 10 | Kenilworth | 7.6 | 1.5 | yes | 2 | Greyville | 14.3 | 2.7 | no | 2 | Vaal | 13.5 | 3.8 | yes | 6 | 42 | Average per week | | | | | | | | | | | | | | | | | | | |
| Fairview | 2 | 1.1 | yes | 3 | Kenilworth | 4.5 | 1.7 | no | 3 | Greyville | 6.8 | 1.6 | no | 4 | Vaal | 6.5 | 2.7 | no | 10 | 13585 | 1,2,3&4 Total to date | | | | | | | | | | | | | | | | | | | |
| Fairview | 4.1 | 1.2 | no | 9 | Vaal | 3.2 | 1.5 | no | 1 | Kenilworth | 1.6 | 1.4 | no | 6 | Vaal | 6.2 | 2 | yes | 3 | 50 | Average per week | | | | | | | | | | | | | | | | | | | |
| Greyville | 1.2 | 1 | no | 6 | Vaal | 3 | 1.6 | yes | 8 | Kenilworth | 4 | 2 | no | 8 | Kenilworth | 6.2 | 2 | yes | 3 | | | | | | | | | | | | | | | | | | | | | |
| Mauritius | 1.9 | 1.1 | no | 4 | Fairview | 2.3 | 1.2 | no | 1 | Scottsville | 5.3 | 2 | yes | 5 | Scottsville | 5.1 | 1.8 | no | 3 | | | | | | | | | | | | | | | | | | | | | |
| Mauritius | 2 | 1 | no | 8 | Fairview | 2.7 | 1.3 | yes | 2 | Scottsville | 25.1 | 5.2 | no | 6 | Scottsville | 2.5 | 0 | no | 8 | | | | | | | | | | | | | | | | | | | | | |
| Vaal | 1.9 | 1.2 | yes | 1 | Fairview | 2.3 | 1.2 | yes | 4 | Scottsville | 3.8 | 1.1 | no | 11 | Scottsville | 8.8 | 2.4 | no | 9 | | | | | | | | | | | | | | | | | | | | | |
| Vaal | 2.2 | 1.2 | yes | 9 | Greyville | 2 | 1.1 | yes | 1 | | | | | | | | | | | | | | | | | | | | | | | | | | | | | | | |
| Kenilworth | 1.4 | 1 | no | 2 | Greyville | 2.5 | 1.2 | no | 3 | | | | | | | | | | | | | | | | | | | | | | | | | | | | | | | |
| Kenilworth | 2.8 | 1.6 | yes | 5 | Greyville | 5.4 | 2.3 | yes | 5 | | | | | | | | | | | | | | | | | | | | | | | | | | | | | | | |
| Kenilworth | 3.7 | 1.3 | yes | 9 | Vaal | 3.8 | 1.4 | no | 4 | | | | | | | | | | | | | | | | | | | | | | | | | | | | | | | |
| Scottsville | 2.1 | 1.5 | no | 1 | Kenilworth | 4.8 | 1.8 | yes | 1 | | | | | | | | | | | | | | | | | | | | | | | | | | | | | | | |
| | | | | | Kenilworth | 3.7 | 1.7 | yes | 7 | | | | | | | | | | | | | | | | | | | | | | | | | | | | | | | |
| | | | | | Scottsville | 3.8 | 1.8 | no | 2 | | | | | | | | | | | | | | | | | | | | | | | | | | | | | | | |




click <http://horseracingtips.co.za> to go back to Home Page

| Selection No. 1 | | | | | Selection No. 2 | | | | | Selection No. 3 | | | | | Selection No. 4 | | | | | Totals Data | | Magic Grid™ Stats Start : September 2010 | | | | | | | | | | | | | | | | | | | | |
|-----------------|---------|-----------|------------|------|-----------------|---------|-----------|------------|------|-----------------|---------|-----------|------------|------|-----------------|---------|-----------|------------|------|----------------------------------|--------------------------------|--|----------|-------|-----------|----------|-------|-----------|----------|-------|-----------|----------|--|--|--|--|--|--|--|--|--|--|
| Today's Track | Now Win | Now Place | Same Jock? | RACE | Today's Track | Now Win | Now Place | Same Jock? | RACE | Today's Track | Now Win | Now Place | Same Jock? | RACE | Today's Track | Now Win | Now Place | Same Jock? | RACE | Totals For Week | Sel 1 | Sel 1 yes | Sel 1 no | Sel 2 | Sel 2 yes | Sel 2 no | Sel 3 | Sel 3 yes | Sel 3 no | Sel 4 | Sel 4 yes | Sel 4 no | | | | | | | | | | |
| Vaal | 4 | 1.5 | yes | 5 | Vaal | 2.8 | 1.3 | no | 4 | Vaal | 3.5 | 1 | no | 4 | Vaal | 5.5 | 1.6 | yes | 3 | 59 | 20 | 10 | 10 | 17 | 10 | 7 | 11 | 6 | 5 | 11 | 4 | 7 | | | | | | | | | | |
| Kenilworth | 4 | 0 | no | 3 | Vaal | 3.2 | 1.4 | no | 7 | Vaal | 3 | 1.5 | no | 6 | Fairview | 9.2 | 2.8 | no | 5 | | | | | | | | | | | | | | | | | | | | | | | |
| Kenilworth | 7.3 | 2 | no | 4 | Kenilworth | 2.6 | 1.2 | yes | 2 | Kenilworth | 4.2 | 1.5 | yes | 5 | Fairview | 7.6 | 2.5 | yes | 9 | 1,2&3 Totals For Week | | | | | | | | | | | | | | | | | | | | | | |
| Kenilworth | 7.6 | 1.7 | no | 8 | Kenilworth | 10.1 | 3.5 | yes | 7 | Kenilworth | 3.2 | 1.6 | yes | 6 | Greyville | 5.3 | 1.6 | no | 8 | 48 | | | | | | | | | | | | | | | | | | | | | | |
| Vaal | 2.1 | 1.3 | yes | 2 | Vaal | 1.7 | 1 | yes | 1 | Vaal | 5.8 | 1.6 | no | 3 | Mauritius | 6.7 | 2.6 | yes | 8 | | | | | | | | | | | | | | | | | | | | | | | |
| Vaal | 2 | 1 | no | 7 | Vaal | 1.9 | 1.2 | yes | 8 | Vaal | 2.7 | 1.1 | no | 10 | Turffontein | 13.8 | 3.6 | no | 5 | 11315 | 1,2&3 Total to date | | | | | | | | | | | | | | | | | | | | | |
| Fairview | 7.3 | 2.3 | no | 6 | Vaal | 4.4 | 2.2 | no | 9 | Fairview | 7.5 | 1.8 | yes | 1 | Turffontein | 6.6 | 2.3 | no | 10 | 42 | Average per week | | | | | | | | | | | | | | | | | | | | | |
| Greyville | 3 | 1.2 | no | 5 | Fairview | 4.1 | 1.8 | no | 2 | Greyville | 2.2 | 1.1 | no | 1 | Borrowdale | 6.8 | 2.4 | no | 5 | | | | | | | | | | | | | | | | | | | | | | | |
| Mauritius | 1.8 | 1 | yes | 2 | Fairview | 2.8 | 1.6 | yes | 3 | Greyville | 3.8 | 0 | yes | 2 | Borrowdale | 2.5 | 1.1 | no | 6 | | | | | | | | | | | | | | | | | | | | | | | |
| Mauritius | 2.2 | 1.1 | no | 5 | Fairview | 4 | 1.6 | yes | 4 | Mauritius | 1.6 | 1 | yes | 4 | Scottsville | 7 | 2.4 | no | 7 | | | | | | | | | | | | | | | | | | | | | | | |
| Turffontein | 2.8 | 1.4 | yes | 4 | Fairview | 2.4 | 1.3 | yes | 8 | Turffontein | 3.3 | 1.4 | yes | 12 | Kenilworth | 4.4 | 1.8 | yes | 1 | | | | | | | | | | | | | | | | | | | | | | | |
| Turffontein | 2.7 | 1.2 | yes | 7 | Greyville | 9.1 | 3.5 | yes | 6 | | | | | | | | | | | | | | | | | | | | | | | | | | | | | | | | | |
| Turffontein | 3.4 | 1.7 | no | 11 | Mauritius | 7.5 | 2.9 | no | 7 | | | | | | | | | | | | | | | | | | | | | | | | | | | | | | | | | |
| Borrowdale | 2.3 | 1.3 | no | 4 | Turffontein | 7 | 1.8 | yes | 8 | | | | | | | | | | | | | | | | | | | | | | | | | | | | | | | | | |
| Scottsville | 2.3 | 1.4 | yes | 1 | Borrowdale | 4.2 | 1.9 | no | 7 | | | | | | | | | | | | | | | | | | | | | | | | | | | | | | | | | |
| Scottsville | 4 | 2 | yes | 5 | Kenilworth | 2.3 | 1.1 | yes | 2 | | | | | | | | | | | | | | | | | | | | | | | | | | | | | | | | | |
| Scottsville | 6.5 | 1.9 | yes | 8 | Kenilworth | 2.5 | 1.6 | no | 3 | | | | | | | | | | | | | | | | | | | | | | | | | | | | | | | | | |
| Kenilworth | 4.2 | 1.7 | yes | 5 | | | | | | | | | | | | | | | | | | | | | | | | | | | | | | | | | | | | | | |
| Kenilworth | 2.5 | 1.5 | yes | 7 | | | | | | | | | | | | | | | | | | | | | | | | | | | | | | | | | | | | | | |
| Kenilworth | 2.8 | 1.6 | no | 8 | | | | | | | | | | | | | | | | | | | | | | | | | | | | | | | | | | | | | | |




click <http://horseracingtips.co.za> to go back to Home Page

| Selection No. 1 | | | | | Selection No. 2 | | | | | Selection No. 3 | | | | | Selection No. 4 | | | | | Totals Data | | | | | | | | | | | | | | | | | | | | | | |
|-----------------|---------|-----------|------------|------|-----------------|---------|-----------|------------|------|-----------------|---------|-----------|------------|------|-----------------|---------|-----------|------------|------|----------------------------------|----------------------------------|-----------|----------|-------|-----------|----------|-------|-----------|----------|-------|-----------|----------|--|--|--|--|--|--|--|--|--|--|
| Track | Now Win | Now Place | Same Jock? | RACE | Track | Now Win | Now Place | Same Jock? | RACE | Track | Now Win | Now Place | Same Jock? | RACE | Track | Now Win | Now Place | Same Jock? | RACE | Totals For Week | Sel 1 | Sel 1 yes | Sel 1 no | Sel 2 | Sel 2 yes | Sel 2 no | Sel 3 | Sel 3 yes | Sel 3 no | Sel 4 | Sel 4 yes | Sel 4 no | | | | | | | | | | |
| Scottsville | 5.8 | 2.1 | no | 3 | Kimberley | 3.5 | 1.3 | yes | 9 | Kimberley | 4.5 | 1.6 | no | 2 | Scottsville | 5.5 | 1.9 | yes | 1 | 72 | 21 | 10 | 11 | 20 | 8 | 12 | 20 | 8 | 12 | 11 | 3 | 8 | | | | | | | | | | |
| Scottsville | 2.1 | 1.2 | no | 4 | Scottsville | 3.9 | 1.7 | yes | 2 | Kimberley | 3.9 | 1.7 | yes | 7 | Turffontein | 11.4 | 3.2 | yes | 2 | | | | | | | | | | | | | | | | | | | | | | | |
| Scottsville | 7.9 | 2.5 | no | 7 | Scottsville | 4.6 | 1.4 | no | 5 | Turffontein | 2.8 | 1.6 | no | 7 | Turffontein | 4.1 | 1.9 | no | 8 | 1,2&3 Totals For Week | | | | | | | | | | | | | | | | | | | | | | |
| Scottsville | 7.1 | 3.2 | yes | 8 | Scottsville | 2.8 | 1.2 | yes | 6 | Kenilworth | 4.1 | 1.4 | yes | 2 | Kenilworth | 3 | 1.5 | yes | 7 | 61 | | | | | | | | | | | | | | | | | | | | | | |
| Turffontein | 3 | 1.5 | yes | 1 | Turffontein | 8.9 | 2.2 | no | 6 | Kenilworth | 2.6 | 1.5 | yes | 3 | Vaal | 6.6 | 2 | no | 9 | | | | | | | | | | | | | | | | | | | | | | | |
| Turffontein | 2.6 | 1.2 | yes | 3 | Kenilworth | 2 | 1.2 | no | 1 | Vaal | 4.7 | 1.4 | no | 2 | Fairview | 3.4 | 1.6 | no | 1 | 11376 | 1,2&3 Total to date | | | | | | | | | | | | | | | | | | | | | |
| Turffontein | 1.6 | 1 | no | 4 | Kenilworth | 5.2 | 2 | no | 5 | Vaal | 3.5 | 1.3 | no | 4 | Fairview | 4.4 | 1.8 | no | 2 | 42 | Average per week | | | | | | | | | | | | | | | | | | | | | |
| Turffontein | 3.4 | 1.6 | no | 5 | Kenilworth | 6.7 | 2.4 | no | 6 | Fairview | 3.7 | 1.3 | yes | 3 | Mauritius | 29.4 | 4.4 | no | 3 | | | | | | | | | | | | | | | | | | | | | | | |
| Turffontein | 3 | 2.4 | yes | 9 | Vaal | 6.8 | 2 | yes | 1 | Fairview | 5 | 1.9 | yes | 7 | Turffontein | 3.7 | 1.8 | no | 3 | 13716 | 1,2,3&4 Total to date | | | | | | | | | | | | | | | | | | | | | |
| Kenilworth | 6.9 | 2 | yes | 8 | Vaal | 3.6 | 1.8 | yes | 6 | Greyville | 2.7 | 0 | no | 2 | Kenilworth | 4.5 | 1.3 | no | 3 | 50 | Average per week | | | | | | | | | | | | | | | | | | | | | |
| Kenilworth | 7.7 | 2.7 | yes | 9 | Vaal | 3.5 | 1.8 | no | 7 | Greyville | 2.6 | 1.4 | yes | 4 | Scottsville | 17 | 5.6 | no | 3 | | | | | | | | | | | | | | | | | | | | | | | |
| Fairview | 3.2 | 1.2 | no | 8 | Vaal | 6.3 | 1.6 | yes | 8 | Greyville | 2.4 | 1.8 | no | 8 | | | | | | | | | | | | | | | | | | | | | | | | | | | | |
| Greyville | 1 | 1 | yes | 3 | Fairview | 5.8 | 2.9 | no | 5 | Mauritius | 12.8 | 4.7 | no | 1 | | | | | | | | | | | | | | | | | | | | | | | | | | | | |
| Greyville | 5.1 | 1.8 | yes | 6 | Greyville | 2.7 | 1.4 | yes | 3 | Mauritius | 5.1 | 2.1 | no | 5 | | | | | | | | | | | | | | | | | | | | | | | | | | | | |
| Mauritius | 2.7 | 1.4 | no | 6 | Greyville | 2.6 | 1.2 | yes | 9 | Turffontein | 4.8 | 1.8 | no | 7 | | | | | | | | | | | | | | | | | | | | | | | | | | | | |
| Mauritius | 2.9 | 1.1 | no | 8 | Mauritius | 8.5 | 2.3 | no | 4 | Turffontein | 2.7 | 1.6 | yes | 8 | | | | | | | | | | | | | | | | | | | | | | | | | | | | |
| Turffontein | 6.6 | 2.6 | no | 9 | Turffontein | 3.2 | 1.7 | no | 1 | Kenilworth | 4.4 | 2.1 | yes | 8 | | | | | | | | | | | | | | | | | | | | | | | | | | | | |
| Kenilworth | 1.4 | 1.1 | yes | 7 | Kenilworth | 5.6 | 1.9 | no | 4 | Kenilworth | 5.1 | 1.9 | no | 10 | | | | | | | | | | | | | | | | | | | | | | | | | | | | |
| Mauritius | 13.7 | 3.3 | no | 1 | Mauritius | 4.2 | 1.7 | no | 2 | Mauritius | 2.3 | 1.1 | no | 4 | | | | | | | | | | | | | | | | | | | | | | | | | | | | |
| Scottsville | 1.7 | 1.1 | no | 2 | Scottsville | 5.8 | 1.8 | no | 7 | Scottsville | 3 | 1.2 | no | 5 | | | | | | | | | | | | | | | | | | | | | | | | | | | | |
| Scottsville | 5.5 | 2.3 | yes | 8 | | | | | | | | | | | | | | | | | | | | | | | | | | | | | | | | | | | | | | |



click <http://horseracingtips.co.za> to go back to Home Page

| Selection No. 1 | | | | | Selection No. 2 | | | | | Selection No. 3 | | | | | Selection No. 4 | | | | | Totals Data | | | | | | | | | | | | | Magic Grid™ Stats Start : September 2010 | | | |
|-----------------|---------|-----------|------------|------|-----------------|---------|-----------|------------|------|-----------------|---------|-----------|------------|------|-----------------|---------|-----------|------------|------|---|-------|----------|---------|-------|----------|---------|-------|----------|---------|-------|----------|---------|--|--|--|--|
| Track | Now Win | Now Place | Same Jock? | RACE | Track | Now Win | Now Place | Same Jock? | RACE | Track | Now Win | Now Place | Same Jock? | RACE | Track | Now Win | Now Place | Same Jock? | RACE | Totals For Week | Sel 1 | Sel1 yes | Sel1 no | Sel 2 | Sel2 yes | Sel2 no | Sel 3 | Sel3 yes | Sel3 no | Sel 4 | Sel4 yes | Sel4 no | | | | |
| Kimberley | 2 | 1.5 | yes | 3 | Kimberley | 8.8 | 3.3 | no | 2 | Kimberley | 11.6 | 2.8 | yes | 4 | Kenilworth | 6.1 | 2.9 | yes | 2 | 59 | 23 | 11 | 12 | 17 | 6 | 11 | 12 | 6 | 6 | 7 | 3 | 4 | | | | |
| Kenilworth | 3.1 | 1.2 | yes | 1 | Kimberley | 4.6 | 1.5 | yes | 5 | Kenilworth | 5.9 | 1.9 | no | 6 | Kenilworth | 5.2 | 1.7 | no | 8 | 1,2&3 Totals For Week | | | | | | | | | | | | | | | | |
| Kenilworth | 2.5 | 1 | yes | 4 | Kenilworth | 2.7 | 1.2 | yes | 3 | Kenilworth | 9.3 | 3.1 | no | 7 | Kenilworth | 6.2 | 1.9 | yes | 4 | 52 | | | | | | | | | | | | | | | | |
| Kenilworth | 3.8 | 1.4 | yes | 9 | Kenilworth | 2.8 | 1.2 | yes | 5 | Vaal | 6.2 | 2.3 | yes | 6 | Kenilworth | 7.5 | 1.9 | yes | 6 | 11428 1,2&3 Total to date Week 273 | | | | | | | | | | | | | | | | |
| Vaal | 4.5 | 1.6 | no | 2 | Vaal | 5.4 | 2 | no | 1 | Vaal | 4.6 | 1.1 | no | 8 | Kenilworth | 12.2 | 2.9 | no | 7 | 42 Average per week | | | | | | | | | | | | | | | | |
| Fairview | 3.1 | 1.7 | yes | 2 | Vaal | 6.6 | 1.7 | no | 3 | Fairview | 4 | 1.9 | no | 9 | Scottsville | 4.6 | 1.7 | no | 1 | 13775 1,2,3&4 Total to date | | | | | | | | | | | | | | | | |
| Fairview | 2.2 | 1 | yes | 4 | Vaal | 2.7 | 1.3 | no | 4 | Kenilworth | 4.8 | 2 | yes | 4 | Scottsville | 7.9 | 2.8 | no | 6 | 50 Average per week | | | | | | | | | | | | | | | | |
| Fairview | 2.7 | 1.6 | yes | 6 | Vaal | 2.3 | 1.2 | no | 5 | Vaal | 8.9 | 2.8 | no | 6 | | | | | | Week 08/12/2014 to 14/12/2014 | | | | | | | | | | | | | | | | |
| Greyville | 4.7 | 1.8 | no | 4 | Vaal | 4.5 | 1.5 | no | 7 | Kenilworth | 2.9 | 1.7 | yes | 8 | | | | | |  click http://horseracingtips.co.za to go back to Home Page | | | | | | | | | | | | | | | | |
| Greyville | 2.9 | 1.8 | no | 5 | Fairview | 2.9 | 1.1 | yes | 3 | Vaal | 4.2 | 1.9 | yes | 9 | | | | | | | | | | | | | | | | | | | | | | |
| Greyville | 5.6 | 2.2 | yes | 6 | Fairview | 3.9 | 1.4 | no | 5 | Scottsville | 4.3 | 1.6 | no | 5 | | | | | | | | | | | | | | | | | | | | | | |
| Vaal | 2.9 | 1.3 | no | 3 | Fairview | 16 | 3.9 | no | 7 | Scottsville | 3.6 | 0 | yes | 8 | | | | | | | | | | | | | | | | | | | | | | |
| Vaal | 2.2 | 1.1 | no | 4 | Greyville | 7 | 1.2 | no | 8 | | | | | | | | | | | | | | | | | | | | | | | | | | | |
| Vaal | 2.4 | 1.4 | yes | 5 | Vaal | 4 | 1.2 | yes | 2 | | | | | | | | | | | | | | | | | | | | | | | | | | | |
| Kenilworth | 1.4 | 1 | no | 1 | Kenilworth | 3.4 | 1.6 | yes | 5 | | | | | | | | | | | | | | | | | | | | | | | | | | | |
| Kenilworth | 7.4 | 2.6 | no | 2 | Borrowdale | 1.9 | 1.1 | no | 4 | | | | | | | | | | | | | | | | | | | | | | | | | | | |
| Vaal | 7.5 | 2.6 | no | 7 | Borrowdale | 12.8 | 2.1 | no | 5 | | | | | | | | | | | | | | | | | | | | | | | | | | | |
| Scottsville | 5.9 | 1.7 | no | 4 | | | | | | | | | | | | | | | | | | | | | | | | | | | | | | | | |
| Borrowdale | 1.7 | 1 | yes | 1 | | | | | | | | | | | | | | | | | | | | | | | | | | | | | | | | |
| Borrowdale | 5.3 | 1.9 | no | 2 | | | | | | | | | | | | | | | | | | | | | | | | | | | | | | | | |
| Borrowdale | 3.4 | 1.9 | no | 3 | | | | | | | | | | | | | | | | | | | | | | | | | | | | | | | | |
| Borrowdale | 6.1 | 2.1 | yes | 6 | | | | | | | | | | | | | | | | | | | | | | | | | | | | | | | | |
| Scottsville | 4.7 | 1.8 | no | 9 | | | | | | | | | | | | | | | | | | | | | | | | | | | | | | | | |

| Selection No. 1 | | | | Selection No. 2 | | | | Selection No. 3 | | | | Selection No. 4 | | | | Totals Data | | | | | | | | | | | | Magic Grid™ Stats Start : September 2010 | | | | | | | | | | | | | | | | | | | |
|-----------------|---------|-----------|------------|-----------------|-------------|---------|-----------|-----------------|------|-------------|---------|-----------------|------------|------|-------------|-------------|-----------|------------|------|-----------------------|-----------------------|------------|----------|-------|-----------|------------|-------|--|----------|-------|-----------|----------|--|--|--|--|--|--|--|--|--|--|--|--|--|--|--|
| Track | Now Win | Now Place | Same Jock? | RACE | Track | Now Win | Now Place | Same Jock? | RACE | Track | Now Win | Now Place | Same Jock? | RACE | Track | Now Win | Now Place | Same Jock? | RACE | Totals For Week | Sel 1 | Sel 1 yes | Sel 1 no | Sel 2 | Sel 2 yes | Sel 2 no | Sel 3 | Sel 3 yes | Sel 3 no | Sel 4 | Sel 4 yes | Sel 4 no | | | | | | | | | | | | | | | |
| Turffontein | 3.4 | 2.8 | no | 1 | Fairview | 4 | 2.2 | no | 3 | Kimberley | 3.5 | 1.5 | no | 4 | Kimberley | 9.3 | 3.3 | yes | 1 | 52 | 15 | 10 | 5 | 13 | 3 | 10 | 11 | 3 | 8 | 13 | 4 | 9 | | | | | | | | | | | | | | | |
| Kenilworth | 4.4 | 1.6 | yes | 2 | Fairview | 2.9 | 1.4 | no | 8 | Fairview | 9.1 | 3.8 | no | 2 | Kimberley | 5 | 1.3 | no | 3 | | | | | | | | | | | | | | | | | | | | | | | | | | | | |
| Kenilworth | 2 | 1.4 | yes | 7 | Turffontein | 2.6 | 0 | yes | 2 | Fairview | 4.3 | 1.4 | no | 7 | Fairview | 2.5 | 1.3 | no | 4 | 1,2&3 Totals For Week | | | | | | | | | | | | | | | | | | | | | | | | | | | |
| Vaal | 4 | 1.8 | yes | 4 | Turffontein | 1.8 | 1 | no | 7 | Kenilworth | 2.5 | 1.9 | yes | 6 | Turffontein | 3.3 | 1.8 | no | 3 | 39 | | | | | | | | | | | | | | | | | | | | | | | | | | | |
| Vaal | 4.1 | 2.1 | no | 5 | Kenilworth | 2 | 1 | yes | 3 | Vaal | 14.7 | 3 | no | 11 | Turffontein | 24.2 | 4.7 | no | 8 | | | | | | | | | | | | | | | | | | | | | | | | | | | | |
| Vaal | 5.2 | 2 | yes | 6 | Kenilworth | 10.8 | 2.9 | no | 4 | Fairview | 6.3 | 2.5 | no | 4 | Turffontein | 11.7 | 2.4 | no | 9 | 11467 | 1,2&3 Total to date | | | | | | | | | | | | | | | | | | | | | | | | | | |
| Vaal | 3.7 | 1.3 | yes | 7 | Greyville | 3.3 | 1.1 | no | 4 | Greyville | 2.1 | 1.3 | no | 8 | Kenilworth | 7.9 | 2.1 | yes | 5 | 42 | Average per week | | | | | | | | | | | | | | | | | | | | | | | | | | |
| Vaal | 2.3 | 1.6 | yes | 9 | Greyville | 3.6 | 1.2 | no | 7 | Kenilworth | 2.8 | 1.3 | yes | 8 | Kenilworth | 3.1 | 1.6 | no | 8 | | | | | | | | | | | | | | | | | | | | | | | | | | | | |
| Greyville | 9.1 | 2.1 | no | 1 | Kenilworth | 1.9 | 1 | no | 7 | Turffontein | 2 | 1.2 | yes | 3 | Vaal | 3.5 | 1.8 | no | 10 | | | | | | | | | | | | | | | | | | | | | | | | | | | | |
| Greyville | 3.9 | 1.3 | yes | 3 | Kenilworth | 2 | 1.4 | yes | 10 | Turffontein | 4.5 | 1.7 | no | 4 | Fairview | 4.7 | 1.7 | yes | 8 | | | | | | | | | | | | | | | | | | | | | | | | | | | | |
| Greyville | 3.2 | 1.5 | yes | 6 | Turffontein | 4.3 | 1.4 | no | 2 | Turffontein | 4 | 1.8 | no | 6 | Kenilworth | 2.8 | 1.7 | yes | 4 | 13827 | 1,2,3&4 Total to date | | | | | | | | | | | | | | | | | | | | | | | | | | |
| Kenilworth | 8.3 | 2.4 | no | 3 | Turffontein | 3.4 | 1.4 | no | 7 | | | | | | Kenilworth | 5.6 | 2 | no | 5 | 50 | Average per week | | | | | | | | | | | | | | | | | | | | | | | | | | |
| Turffontein | 3.3 | 1.7 | no | 1 | Turffontein | 4.7 | 2.1 | no | 8 | | | | | | Kenilworth | 18.9 | 4.3 | no | 6 | | | | | | | | | | | | | | | | | | | | | | | | | | | | |
| Turffontein | 3.5 | 2.4 | yes | 5 | | | | | | | | | | | | | | | | | | | | | | | | | | | | | | | | | | | | | | | | | | | |
| Turffontein | 2 | 1.2 | yes | 10 | | | | | | | | | | | | | | | | | | | | | | | | | | | | | | | | | | | | | | | | | | | |
| | | | | | | | | | | | | | | | | | | | | Week | | 15/12/2014 | | to | | 21/12/2014 | | | | | | | | | | | | | | | | | | | | | |



click <http://horseracingtips.co.za> to go back to Home Page

| Selection No. 1 | | | | | Selection No. 2 | | | | | Selection No. 3 | | | | | Selection No. 4 | | | | | Totals Data | | | | | | | | | | | | | Magic Grid™ Stats Start : September 2010 | | | |
|-----------------|---------|-----------|------------|------|-----------------|---------|-----------|------------|------|-----------------|---------|-----------|------------|------|---|---------|--------------------------|------------|------|---------------------------|-------|----------|---------|-------|----------|---------|-------|----------|---------|-------|----------|---------|--|--|--|--|
| Todays Track | Now Win | Now Place | Same Jock? | RACE | Todays Track | Now Win | Now Place | Same Jock? | RACE | Todays Track | Now Win | Now Place | Same Jock? | RACE | Todays Track | Now Win | Now Place | Same Jock? | RACE | Totals For Week | Sel 1 | Sel1 yes | Sel1 no | Sel 2 | Sel2 yes | Sel2 no | Sel 3 | Sel3 yes | Sel3 no | Sel 4 | Sel4 yes | Sel4 no | | | | |
| Vaal | 4.7 | 1.5 | yes | 6 | Fairview | 3.7 | 1.3 | no | 2 | Fairview | 3 | 1.3 | no | 1 | Kenilworth | 6.7 | 2.5 | no | 1 | 47 | 14 | 7 | 7 | 15 | 4 | 11 | 13 | 6 | 7 | 5 | 2 | 3 | | | | |
| Vaal | 3.5 | 1.7 | no | 7 | Fairview | 2.6 | 1.2 | no | 4 | Fairview | 4 | 1.4 | no | 6 | Vaal | 6.2 | 2 | no | 7 | 1,2&3 Totals For Week | | | | | | | | | | | | | | | | |
| Kenilworth | 2.2 | 1 | yes | 1 | Fairview | 3.9 | 1.5 | no | 5 | Vaal | 3.1 | 1.7 | no | 1 | Kenilworth | 9.9 | 2.5 | yes | 7 | | | | | | | | | | | | | | | | | |
| Kenilworth | 3.1 | 1.1 | yes | 2 | Fairview | 13.9 | 3.3 | no | 8 | Vaal | 1.6 | 1 | yes | 3 | Greyville | 7.9 | 2.8 | no | 1 | 42 | | | | | | | | | | | | | | | | |
| Kenilworth | 3.3 | 1.3 | no | 8 | Vaal | 2.6 | 1 | no | 8 | Vaal | 5.9 | 1.7 | no | 4 | Greyville | 3.1 | 2 | yes | 5 | 11509 1,2&3 Total to date | | Week | | 275 | | | | | | | | | | | | |
| Fairview | 1.6 | 1 | yes | 4 | Kenilworth | 4.4 | 1.3 | yes | 4 | Fairview | 2.4 | 1.6 | yes | 6 | 42 Average per week | | | | | | | | | | | | | | | | | | | | | |
| Greyville | 1.1 | 1 | yes | 4 | Kenilworth | 2.9 | 1.5 | no | 7 | Fairview | 4.5 | 1.5 | yes | 7 | 13874 1,2,3&4 Total to date | | | | | | | | | | | | | | | | | | | | | |
| Vaal | 4 | 1.4 | no | 4 | Fairview | 4.6 | 2.5 | no | 2 | Fairview | 3.4 | 1.7 | no | 8 | 50 Average per week | | | | | | | | | | | | | | | | | | | | | |
| Kenilworth | 1.9 | 1.1 | yes | 3 | Fairview | 7.1 | 1.5 | no | 3 | Vaal | 34.9 | 5 | no | 1 | Week | | 22/12/2014 to 28/12/2014 | | | | | | | | | | | | | | | | | | | |
| Kenilworth | 36 | 4.6 | no | 5 | Greyville | 32.9 | 5.6 | no | 2 | Vaal | 3.3 | 1.4 | yes | 5 |  <p>click http://horseracingtips.co.za to go back to Home Page</p> | | | | | | | | | | | | | | | | | | | | | |
| Kenilworth | 1.4 | 1 | no | 6 | Greyville | 5.8 | 2.2 | yes | 4 | Kenilworth | 2.1 | 1 | yes | 4 | | | | | | | | | | | | | | | | | | | | | | |
| Kenilworth | 7.5 | 2.6 | no | 8 | Greyville | 2.2 | 1.4 | yes | 9 | Vaal | 2.6 | 1.5 | no | 9 | | | | | | | | | | | | | | | | | | | | | | |
| Greyville | 2.1 | 1.1 | no | 2 | Vaal | 4.4 | 1.4 | yes | 2 | Vaal | 2.4 | 1.4 | yes | 10 | | | | | | | | | | | | | | | | | | | | | | |
| Greyville | 3 | 1.2 | yes | 3 | Vaal | 3.2 | 1.4 | no | 3 | | | | | | | | | | | | | | | | | | | | | | | | | | | |
| | | | | | Greyville | 7.3 | 2.9 | no | 9 | | | | | | | | | | | | | | | | | | | | | | | | | | | |

| Selection No. 1 | | | | | Selection No. 2 | | | | | Selection No. 3 | | | | | Selection No. 4 | | | | | Totals Data | | | | | | | | | | | | | |
|-----------------|---------|-----------|------------|------|-----------------|---------|-----------|------------|------|-----------------|---------|-----------|------------|------|--|---------|-----------|------------|------|--------------------------------------|-------|-------|-------|-------|-------|-------|-------|-------|-------|-------|-------|-------|----|
| Track | Now Win | Now Place | Same Jock? | RACE | Track | Now Win | Now Place | Same Jock? | RACE | Track | Now Win | Now Place | Same Jock? | RACE | Track | Now Win | Now Place | Same Jock? | RACE | Totals For Week | Sel 1 | Sel 1 | Sel 1 | Sel 2 | Sel 2 | Sel 2 | Sel 3 | Sel 3 | Sel 3 | Sel 4 | Sel 4 | Sel 4 | |
| | | | | | | | | | | | | | | | | | | | | | | 1 | yes | no | 2 | yes | no | 3 | yes | no | 4 | yes | no |
| Fairview | 3.4 | 1.6 | yes | 2 | Fairview | 18 | 4.1 | no | 8 | Fairview | 3.8 | 1.5 | no | 1 | Scottsville | 3.4 | 1.2 | no | 7 | 55 | 18 | 9 | 9 | 22 | 12 | 10 | 9 | 3 | 6 | 6 | 3 | 3 | |
| Fairview | 1.6 | 1 | yes | 3 | Scottsville | 1.9 | 1 | yes | 4 | Scottsville | 8.5 | 4.1 | no | 1 | Turffontein | 3.3 | 1.5 | yes | 9 | 1,2&3 Totals For Week | | | | | | | | | | | | | |
| Fairview | 3.4 | 1.6 | no | 4 | Turffontein | 2.3 | 1 | no | 2 | Scottsville | 5.2 | 2 | no | 5 | Fairview | 11.4 | 3.1 | yes | 3 | 49 | | | | | | | | | | | | | |
| Turffontein | 1.5 | 1.1 | yes | 1 | Turffontein | 5.4 | 1.5 | yes | 4 | Turffontein | 12.5 | 3 | yes | 8 | Scottsville | 2.8 | 1.5 | no | 3 | 11558 1,2&3 Total to date | | | | | | | | | | | | | |
| Turffontein | 1.6 | 1 | yes | 3 | Turffontein | 2 | 1 | yes | 6 | Kenilworth | 2.3 | 1.2 | yes | 7 | Scottsville | 3.7 | 1.3 | yes | 4 | 42 Average per week | | | | | | | | | | | | | |
| Kenilworth | 2.4 | 1 | yes | 3 | Turffontein | 2.4 | 1 | yes | 7 | Fairview | 5.7 | 1.9 | no | 1 | Scottsville | 6.9 | 2.7 | no | 6 | Week 276 | | | | | | | | | | | | | |
| Fairview | 2.3 | 1 | yes | 5 | Kenilworth | 2.2 | 1 | yes | 1 | Fairview | 4.6 | 1.7 | yes | 8 | 13929 1,2,3&4 Total to date | | | | | | | | | | | | | | | | | | |
| Fairview | 3 | 1.4 | no | 6 | Kenilworth | 3.4 | 2.3 | yes | 2 | Greyville | 5.2 | 1.9 | no | 1 | 50 Average per week | | | | | | | | | | | | | | | | | | |
| Fairview | 7.4 | 1.8 | no | 7 | Kenilworth | 3.4 | 1.7 | no | 4 | Greyville | 10.4 | 2.5 | no | 6 | Week 29/12/2014 to 04/01/2015 | | | | | | | | | | | | | | | | | | |
| Greyville | 2.6 | 1 | no | 2 | Kenilworth | 2 | 1.3 | yes | 8 | | | | | | | | | | | | | | | | | | | | | | | | |
| Greyville | 1.8 | 1 | no | 4 | Turffontein | 2.5 | 1.3 | no | 2 | | | | | | | | | | | | | | | | | | | | | | | | |
| Turffontein | 1.5 | 1.1 | no | 1 | Turffontein | 2.2 | 1.3 | no | 4 | | | | | | | | | | | | | | | | | | | | | | | | |
| Turffontein | 1.4 | 1 | yes | 4 | Turffontein | 4.8 | 1.7 | yes | 5 | | | | | | | | | | | | | | | | | | | | | | | | |
| Kenilworth | 1.4 | 1 | yes | 2 | Turffontein | 2.1 | 1.3 | yes | 6 | | | | | | | | | | | | | | | | | | | | | | | | |
| Kenilworth | 4.8 | 1.7 | no | 5 | Fairview | 2 | 1 | yes | 2 | | | | | | | | | | | | | | | | | | | | | | | | |
| Scottsville | 4 | 1.5 | yes | 2 | Greyville | 2.2 | 1 | yes | 3 | | | | | | | | | | | | | | | | | | | | | | | | |
| Scottsville | 4.3 | 2.3 | no | 5 | Greyville | 1.7 | 1 | no | 7 | | | | | | | | | | | | | | | | | | | | | | | | |
| Scottsville | 4.4 | 2.2 | no | 8 | Turffontein | 6.5 | 2.6 | no | 3 | | | | | | | | | | | | | | | | | | | | | | | | |
| | | | | | Turffontein | 1.9 | 1.2 | yes | 5 | | | | | | | | | | | | | | | | | | | | | | | | |
| | | | | | Turffontein | 2.9 | 1.2 | no | 7 | | | | | | | | | | | | | | | | | | | | | | | | |
| | | | | | Kenilworth | 3.3 | 1.1 | no | 3 | | | | | | | | | | | | | | | | | | | | | | | | |
| | | | | | Kenilworth | 9.5 | 2.3 | no | 4 | | | | | | | | | | | | | | | | | | | | | | | | |



click <http://horseracingtips.co.za> to go back to Home Page