



Selection No. 1				Selection No. 2				Selection No. 3				Selection No. 4				Totals Data		Magic Grid™ Stats Start : September 2010														
Today's Track	Now Win	Now Place	Same Jock?	RACE	Today's Track	Now Win	Now Place	Same Jock?	RACE	Today's Track	Now Win	Now Place	Same Jock?	RACE	Today's Track	Now Win	Now Place	Same Jock?	RACE	Totals For Week	Sel 1	Sel 1	Sel 1	Sel 2	Sel 2	Sel 2	Sel 3	Sel 3	Sel 3	Sel 4	Sel 4	Sel 4
Fairview	2.3	1.5	no	2	Fairview	2.6	1.5	no	5	Fairview	6.1	2.1	no	8	Fairview	2.2	1.2	no	1	61	22	8	14	16	6	10	15	6	9	8	4	4
Fairview	1.8	1	no	4	Fairview	2.5	1.3	yes	6	Turffontein	3.6	1.9	no	2	Kenilworth	9.4	2	yes	4	1,2&3 Totals For Week		53		6909		1,2&3 Total to date		Week		172		
Clairwood	4.9	1.6	yes	6	Clairwood	2.6	1.5	yes	2	Kenilworth	4.1	1.2	no	1	Fairview	5.8	1.4	yes	3	40		Average per week		8302		1,2,3&4 Total to date		48		Average per week		
Clairwood	1.8	1.2	no	7	Clairwood	1.9	1.2	no	3	Kenilworth	2.9	1.2	yes	2	Fairview	13.3	3.1	no	4	Week		31/12/2012 to 06/01/2013		 <p>click http://horseracingtips.co.za to go back to Home Page</p>								
Turffontein	1.9	1	yes	1	Clairwood	4.1	1.4	no	5	Vaal	2.9	1.1	yes	2	Vaal	11	2.7	no	3													
Turffontein	7.6	1.8	no	3	Clairwood	2.5	2.4	yes	8	Vaal	7.3	2.6	no	8	Vaal	8.3	2.4	yes	6													
Turffontein	6.2	1.7	no	6	Turffontein	2.6	1.7	yes	5	Vaal	5.1	2.1	no	9	Vaal	8.2	2.6	no	9													
Kenilworth	3.6	1.6	no	3	Turffontein	2.6	1.3	no	8	Fairview	5.1	2.6	no	6	Clairwood	3.3	1.8	yes	6													
Kenilworth	1.4	1.4	no	5	Kenilworth	2.7	1.4	yes	6	Vaal	7.5	2.6	no	5																		
Vaal	2.4	1.3	yes	1	Vaal	6	2	no	3	Vaal	2	1.2	no	8																		
Vaal	4.1	1.4	no	4	Vaal	3.7	1.9	yes	6	Kenilworth	12.4	2.5	yes	1																		
Vaal	4.3	1.8	yes	5	Fairview	2.5	1.4	no	8	Kenilworth	11.8	3.2	yes	5																		
Fairview	3.9	2.3	yes	7	Borrowdale	4.1	1	no	1	Kenilworth	5	1.7	yes	6																		
Vaal	4.5	1.3	yes	2	Vaal	1.8	1.3	no	1	Clairwood	4.3	1.5	no	4																		
Vaal	2.9	1	no	4	Kenilworth	2.5	1	no	4	Clairwood	3.7	1.4	yes	7																		
Kenilworth	2.1	1.3	no	2	Clairwood	2.1	1.3	no	1																							
Kenilworth	1.4	1.2	yes	3																												
Kenilworth	1.6	1.2	yes	9																												
Clairwood	2.5	1.4	no	3																												
Clairwood	2.5	1.3	no	5																												
Clairwood	3.4	1.7	no	8																												
Clairwood	3	1	no	9																												

Selection No. 1				Selection No. 2				Selection No. 3				Selection No. 4				Totals Data		Magic Grid™ Stats Start : September 2010														
Today's Track	Now Win	Now Place	Same Jock?	RACE	Today's Track	Now Win	Now Place	Same Jock?	RACE	Today's Track	Now Win	Now Place	Same Jock?	RACE	Today's Track	Now Win	Now Place	Same Jock?	RACE	Totals For Week	Sel 1	Sel 1	Sel 1	Sel 2	Sel 2	Sel 2	Sel 3	Sel 3	Sel 3	Sel 4	Sel 4	Sel 4
Kimberley	2	1.2	no	4	Kimberley	2.4	1.2	no	1	Kimberley	3	1	yes	3	Kimberley	8.2	3.4	no	2	52	20	9	11	16	7	9	8	2	6	8	3	5
Kimberley	4.2	1.5	yes	5	Vaal	2.5	1.2	yes	3	Kimberley	3.6	1.2	no	9	Kimberley	2.6	1.7	yes	8	1,2&3 Totals For Week 44	6953	1,2&3 Total to date		Week	173							
Kimberley	3.6	1.3	yes	6	Greyville	1.6	1	yes	2	Vaal	2.8	1.3	no	4	Vaal	3.2	1.3	no	1			40	Average per week									
Vaal	2.4	0	no	2	Greyville	3.2	2.2	no	4	Kenilworth	8.2	1.8	yes	4	Kenilworth	12.6	3.6	yes	1	8354	1,2,3&4 Total to date		48	Average per week								
Kenilworth	4.9	1.5	yes	6	Greyville	1.3	1.1	no	6	Kenilworth	2.7	1.4	no	2	Vaal	6.7	2.4	no	7		Week	07/01/2013 to 13/01/2013										
Vaal	1.5	1	yes	5	Greyville	2.6	1.2	no	8	Scottsville	8	2.5	no	5	Arlington	8.7	3.6	no	7													
Arlington	5.1	1.7	no	1	Kenilworth	2.3	1.4	yes	7	Turffontein	2.8	1.6	no	5	Kenilworth	8.1	2.5	yes	3													
Arlington	5.2	2.3	no	2	Vaal	1.8	1.4	yes	2	Scottsville	9.8	2.9	no	10	Turffontein	11.9	2.7	no	3													
Arlington	3.8	1.6	no	3	Vaal	6.4	2.2	no	3																							
Arlington	2.9	1.4	yes	4	Vaal	5.1	1.4	no	4																							
Arlington	2.9	1.4	no	6	Vaal	2.8	1.2	no	6																							
Kenilworth	2.4	1.4	yes	6	Kenilworth	2.8	1.4	no	1																							
Kenilworth	3.5	1.9	no	9	Kenilworth	2.7	1.4	yes	5																							
Kenilworth	6.1	1.5	yes	10	Kenilworth	2.2	1.3	yes	8																							
Scottsville	2.7	1.3	yes	2	Scottsville	1.9	1.3	no	4																							
Turffontein	2.5	1.3	no	1	Scottsville	2.3	1.8	yes	8																							
Scottsville	2.1	1.2	no	6																												
Scottsville	26.4	4.5	no	7																												
Turffontein	3	2.3	yes	6																												
Turffontein	2.7	1.4	no	8																												



click <http://horseracingtips.co.za> to go back to Home Page

Selection No. 1				Selection No. 2				Selection No. 3				Selection No. 4				Totals Data				Magic Grid™ Stats Start : September 2010																				
Today's Track	Now Win	Now Place	Same Jock?	RACE	Today's Track	Now Win	Now Place	Same Jock?	RACE	Today's Track	Now Win	Now Place	Same Jock?	RACE	Today's Track	Now Win	Now Place	Same Jock?	RACE	Totals For Week	Sel 1 yes	Sel 1 no	Sel 2 yes	Sel 2 no	Sel 3 yes	Sel 3 no	Sel 4 yes	Sel 4 no												
Arlington	2.4	1	yes	2	Arlington	4.1	1.5	yes	1	Arlington	4.3	2	no	8	Turffontein	7.5	2.1	yes	9	51	16	6	10	17	9	8	12	6	6	6	4	2								
Scottsville	5.4	2.1	yes	4	Arlington	2.9	1.6	yes	3	Scottsville	1.6	1	yes	2	Kenilworth	8.9	2.9	yes	5																					
Kenilworth	2.3	1.2	yes	4	Scottsville	2.9	1.4	yes	1	Scottsville	2.4	1.7	no	7	Kenilworth	6.6	1.4	no	6	1,2&3 Totals For Week																				
Vaal	4.1	1.6	no	2	Scottsville	2	1.5	no	3	Turffontein	7.7	1.7	no	2	Kenilworth	5.3	1.9	yes	7	45																				
Vaal	5	1.4	no	4	Scottsville	2.2	1.3	no	5	Turffontein	2.3	1.4	yes	4	Kenilworth	9.3	2.5	yes	8																					
Vaal	1.7	1.2	yes	5	Turffontein	11.7	3.1	no	6	Turffontein	2.9	2	yes	7	Borrowdale	3.5	2.3	no	2	6998	1,2&3 Total to date																			
Vaal	2	1.2	no	6	Kenilworth	1.6	1.5	yes	2	Kenilworth	3	1.3	no	6																										
Arlington	3.7	2.1	no	1	Kenilworth	2.3	1.4	no	3	Kenilworth	11.5	1.9	yes	7																										
Arlington	1.6	1	yes	4	Kenilworth	2	1.4	yes	8	Vaal	4.3	1.8	no	8																										
Arlington	7.8	1.9	yes	5	Vaal	1.7	1.3	no	3	Arlington	3.3	1.4	yes	2																										
Kenilworth	1.6	1.1	no	1	Vaal	1.7	1	yes	7	Turffontein	4.5	1.6	no	1																										
Turffontein	1.1	1.3	no	2	Arlington	2.6	1.3	no	3	Borrowdale	2	4.8	yes	6																										
Kenilworth	3.6	1.5	no	4	Kenilworth	4	1.2	no	3																															
Kenilworth	4.8	1.6	no	5	Kenilworth	4.5	1.8	yes	9																															
Greyville	2.7	1.3	no	4	Kenilworth	3.9	1.6	yes	10																															
Greyville	5	2	no	9	Greyville	3.2	0	yes	1																															
					Greyville	4.6	2.1	no	6																															
													</																											

Selection No. 1				Selection No. 2				Selection No. 3				Selection No. 4				Totals Data		Magic Grid™ Stats Start : September 2010																				
Today's Track	Now Win	Now Place	Same Jock?	RACE	Today's Track	Now Win	Now Place	Same Jock?	RACE	Today's Track	Now Win	Now Place	Same Jock?	RACE	Today's Track	Now Win	Now Place	Same Jock?	RACE	Totals For Week	Sel 1 yes	Sel 1 no	Sel 2 yes	Sel 2 no	Sel 3 yes	Sel 3 no	Sel 4 yes	Sel 4 no										
Scottsville	4	1.5	no	1	Kimberley	1.7	1	yes	6	Scottsville	8.3	2.4	no	2	Kimberley	2.6	1.1	no	1	53	15	6	9	17	7	10	13	2	11	8	4	4						
Scottsville	3.1	1.8	no	6	Turffontein	1.9	1.2	no	8	Scottsville	1.6	1	no	4	Scottsville	7.4	2.2	no	3	1,2&3 Totals For Week																		
Scottsville	2	1.1	yes	8	Arlington	2.4	1.2	yes	3	Scottsville	14.3	4.9	no	5	Scottsville	2.6	1	yes	7		45																	
Turffontein	4	3.4	no	4	Vaal	3.8	1.5	no	4	Turffontein	5.3	1.9	no	2	Turffontein	1.9	1	yes	3	7043	1,2&3 Total to date		Week 175															
Arlington	4.2	1.9	no	1	Fairview	2.1	1.3	no	1	Turffontein	5.4	1.7	no	5	Arlington	6.1	1.7	yes	4	40	Average per week																	
Vaal	1.3	1.3	yes	2	Fairview	2.8	1.2	yes	5	Turffontein	3.3	1.8	yes	7	Arlington	9.2	2.5	yes	7																			
Vaal	1.9	1.3	no	5	Fairview	1.7	1	yes	6	Arlington	2.6	1.9	no	5	Turffontein	9.9	3	no	10																			
Fairview	4.2	1.2	no	3	Kenilworth	4.8	1.7	no	1	Vaal	17.9	4.6	no	3	Clairwood	21	4.7	no	6																			
Fairview	10.3	2.6	yes	7	Kenilworth	4.1	1.8	no	6	Fairview	8.1	1.5	no	2																								
Kenilworth	4.7	1.9	yes	2	Turffontein	4.5	1.2	no	7	Turffontein	3.3	1.7	no	2																								
Kenilworth	2.7	1.2	yes	3	Kenilworth	2.6	1.2	yes	7	Turffontein	6	1.2	yes	3																								
Turffontein	30	4.1	no	4	Turffontein	1.5	1	no	9	Clairwood	3	1.6	no	5																								
Kenilworth	6.3	1.7	no	4	Clairwood	1.6	1.1	yes	1	Borrowdale	4.3	2.1	no	7																								
Borrowdale	2.5	2.7	no	3	Clairwood	1.9	1.8	no	2																													
Borrowdale	1.9	2.3	yes	6	Clairwood	3.3	1.5	yes	4																													
					Clairwood	5.6	2	no	8																													
					Borrowdale	2.4	0	no	1																													
<div style="text-align: center;">  <p>click http://horseracingtips.co.za to go back to Home Page</p> </div>																																						

Selection No. 1				Selection No. 2				Selection No. 3				Selection No. 4				Totals Data		Magic Grid™ Stats Start : September 2010														
Today's Track	Now Win	Now Place	Same Jock?	RACE	Today's Track	Now Win	Now Place	Same Jock?	RACE	Today's Track	Now Win	Now Place	Same Jock?	RACE	Today's Track	Now Win	Now Place	Same Jock?	RACE	Totals For Week	Sel 1	Sel 1	Sel 1	Sel 2	Sel 2	Sel 2	Sel 3	Sel 3	Sel 3	Sel 4	Sel 4	Sel 4
Kimberley	2	1.3	no	1	Vaal	2.1	1.3	no	4	kimberley	3.5	1.5	yes	3	kimberley	6.9	1.8	no	2	48	12	4	8	15	5	10	12	3	9	9	2	7
Kimberley	5.9	2.1	no	4	Vaal	1.7	1	yes	7	Vaal	3.8	1.4	no	3	kimberley	5.8	2.3	yes	8	1,2&3 Totals For Week												
Kimberley	4.8	1.8	no	6	Greyville	1.8	1.5	yes	1	Greyville	3.8	1.5	no	4	Vaal	3.9	1	no	2	39												
Kimberley	9.3	2.3	no	7	Greyville	1.8	1.2	yes	2	Fairview	5	1.4	no	3	Clairwood	3.4	1.6	no	4	7082	1,2&3 Total to date											
Kimberley	3.6	1.2	yes	9	Greyville	1.5	1	yes	7	Clairwood	9.2	1.5	yes	1	Clairwood	14.9	3.7	no	5	40	Average per week											
Vaal	2.2	1.2	no	1	Fairview	6.6	2.1	no	1	Clairwood	3.1	1.4	no	8	Fairview	8.4	2.8	no	6	Week 176												
Vaal	4.8	1.3	no	5	Fairview	3.5	1.5	no	6	Fairview	5.2	1.7	yes	3	Fairview	5	2.1	no	7	8506 1,2,3&4 Total to date												
Fairview	2.1	1.8	yes	7	Fairview	2.2	1.4	no	8	Kenilworth	3.2	1.7	no	1	Turffontein	10.3	3	yes	7	48 Average per week												
Kenilworth	1.4	1.1	yes	6	Fairview	2.3	1.6	no	1	Turffontein	4.5	1.1	no	5	Vaal	17.4	4.3	no	1	Week 28/01/2013 to 03/02/2013												
Turffontein	1.8	1	no	1	Kenilworth	3	1.2	no	5	Turffontein	3.9	2.1	no	9																		
Turffontein	2.7	1.6	yes	4	Kenilworth	6.9	1.8	no	7	Vaal	3.9	1.6	no	7																		
Vaal	4.2	1.6	no	4	Kenilworth	12	2.9	no	9	Vaal	3.4	2	no	9																		
					Turffontein	2.1	1.3	no	2																							
					Kenilworth	4.9	1.8	no	12																							
					Vaal	3	1.4	yes	6																							



click <http://horseracingtips.co.za> to go back to Home Page

Selection No. 1				Selection No. 2				Selection No. 3				Selection No. 4				Totals Data				Magic Grid™ Stats Start : September 2010												
Today's Track	Now Win	Now Place	Same Jock?	RACE	Today's Track	Now Win	Now Place	Same Jock?	RACE	Today's Track	Now Win	Now Place	Same Jock?	RACE	Today's Track	Now Win	Now Place	Same Jock?	RACE	Totals For Week	Sel 1 yes	Sel 1 no	Sel 2 yes	Sel 2 no	Sel 3 yes	Sel 3 no	Sel 4 yes	Sel 4 no				
Vaal	2.7	1.8	no	2	Vaal	4.8	1.9	no	7	Vaal	4.5	1.7	no	3	Greyville	2.4	1.4	yes	7	49	17	5	12	11	5	6	15	6	9	6	3	3
Vaal	3.5	1.5	no	4	Greyville	2.4	1.4	yes	2	Greyville	2	1	no	6	Kenilworth	5.7	1.8	no	6	1,2&3 Totals For Week	43	7125	1,2&3 Total to date	Week	177							
Vaal	2.2	1.6	no	6	Kenilworth	2.3	1.3	yes	9	Kenilworth	6.2	1.6	yes	3	Kenilworth	4.9	2.1	yes	8													
Greyville	2.3	1.5	no	1	Vaal	2.1	1.4	no	4	Kenilworth	2.3	1.4	yes	5	Vaal	16.8	3.4	no	5	40	Average per week											
Greyville	6.1	2.1	yes	4	Fairview	3.7	1.1	no	8	Vaal	2.6	1.6	no	2	Vaal	10.4	3	no	6													
Kenilworth	3.1	1.5	yes	4	Turffontein	1.8	1.1	no	2	Vaal	6.8	2.1	yes	8	Greyville	6.8	1.8	yes	3	8555	1,2,3&4 Total to date											
Kenilworth	7.2	2.2	no	7	Turffontein	5.9	1.9	yes	4	Fairview	3.6	2.1	yes	7	48	Average per week																
Vaal	2.7	1.3	no	1	Turffontein	10.9	2.6	yes	6	Turffontein	9.1	1.7	no	1			Week	04/02/2013 to 10/02/2013														
Vaal	7	1.9	no	7	Borrowdale	3	3.3	no	1	Turffontein	6.4	1.8	no	7	8555	1,2,3&4 Total to date																
Fairview	2.4	1.2	yes	1	Greyville	3.3	1.3	no	1	Turffontein	5.8	2.5	yes	9			48	Average per week														
Fairview	5.1	1.4	no	2	Greyville	2.8	1.5	yes	5	Borrowdale	8	1.8	no	2	Week	04/02/2013 to 10/02/2013																
Fairview	2.6	1.1	yes	3						Borrowdale	6.9	1.7	no	4			8555	1,2,3&4 Total to date														
Turffontein	4.8	2.1	no	3						Borrowdale	4.3	2	no	5	48	Average per week																
Turffontein	2.4	1.4	yes	5						Borrowdale	3.3	1.6	no	7			Week	04/02/2013 to 10/02/2013														
Borrowdale	2.4	1.2	no	6						Greyville	11.3	3.7	yes	6	8555	1,2,3&4 Total to date																
Greyville	1.4	1	no	2													48	Average per week														
Greyville	2.8	1.6	no	7											Week	04/02/2013 to 10/02/2013																



click <http://horseracingtips.co.za> to go back to Home Page

Selection No. 1					Selection No. 2					Selection No. 3					Selection No. 4					Totals Data Magic Grid™ Stats Start : September 2010																		
Today's Track	Now Win	Now Place	Same Jock?	RACE	Today's Track	Now Win	Now Place	Same Jock?	RACE	Today's Track	Now Win	Now Place	Same Jock?	RACE	Today's Track	Now Win	Now Place	Same Jock?	RACE	Totals For Week	Sel 1	Sel 1	Sel 1	Sel 2	Sel 2	Sel 2	Sel 3	Sel 3	Sel 3	Sel 4	Sel 4	Sel 4						
Fairview	1.6	1.2	yes	3	Scottsville	3.1	1.5	yes	6	Fairview	4.5	1.7	yes	6	Fairview	7.6	2.7	no	4	49	13	3	10	15	5	10	11	5	6	10	2	8						
Scottsville	4.2	1.4	no	1	Scottsville	6.2	2.7	no	9	Scottsville	1.6	1.2	no	2	Fairview	3.3	1.4	no	7	1,2&3 Totals For Week																		
Turffontein	3.7	2.1	no	2	Turffontein	2.6	1.5	no	1	Scottsville	2.7	1.4	no	4	Fairview	9.6	3	no	8		39																	
Kenilworth	3.8	1.1	no	4	Turffontein	2	1.2	no	4	Scottsville	3.5	1.8	yes	8	Scottsville	4.2	1.4	yes	5	7164	1,2&3 Total to date																Week	178
Kenilworth	3.4	1.4	no	8	Turffontein	5.7	2.1	no	7	Turffontein	9.7	2.7	no	3	Turffontein	8	2.2	no	5	40	Average per week																	
Vaal	1.6	1.1	no	5	Kenilworth	2.7	1.5	no	5	Turffontein	3	1.6	yes	6	Kenilworth	4.8	1.6	yes	3	8604	1,2,3&4 Total to date																	
Vaal	4.2	1.7	no	7	Kenilworth	2.9	1.1	yes	7	Turffontein	5.1	2.2	yes	8	Vaal	3.9	1.3	no	3	48	Average per week																	
Arlington	8.7	2.5	yes	3	Vaal	2.5	1.4	yes	1	Arlington	20.2	4.7	no	7	Turffontein	4.7	2.1	no	7	Week 11/02/2013 to 17/02/2013																		
Scottsville	1.3	1	no	2	Vaal	3.2	1.1	yes	4	Turffontein	3	1.3	no	1	Scottsville	8.9	2.6	no	1																			
Scottsville	4.4	1.9	no	4	Arlington	1.8	1	no	1	Turffontein	3.3	1.6	no	3	Scottsville	9.3	2.4	no	10																			
Scottsville	2.2	1	yes	5	Arlington	7.6	2.1	no	5	Scottsville	6.1	1.8	yes	6																								
Scottsville	3	1.7	no	7	Turffontein	5.3	1.8	no	5																													
Scottsville	9	2.4	no	8	Turffontein	2.2	1.4	no	6																													
					Turffontein	2.4	1.3	no	9																													
					Scottsville	4.4	1.5	yes	3																													



click <http://horseracingtips.co.za> to go back to Home Page

Selection No. 1					Selection No. 2					Selection No. 3					Selection No. 4					Totals Data																		
Today's Track	Now Win	Now Place	Same Jock?	RACE	Today's Track	Now Win	Now Place	Same Jock?	RACE	Today's Track	Now Win	Now Place	Same Jock?	RACE	Today's Track	Now Win	Now Place	Same Jock?	RACE	Totals For Week	Sel 1 yes	Sel 1 no	Sel 2 yes	Sel 2 no	Sel 3 yes	Sel 3 no	Sel 4 yes	Sel 4 no										
Kimberley	2.2	1.4	no	1	Kimberley	4	1.6	yes	4	Kimberley	3.6	1.7	yes	5	Kimberley	4.8	1.9	yes	3	49	18	6	12	9	4	5	14	8	6	8	5	3						
Scottsville	3.9	2.2	no	3	Kimberley	2.6	1	yes	8	Kimberley	3.1	1.7	yes	7	Vaal	11.3	3	yes	8																			
Scottsville	1.6	1.1	no	4	Scottsville	1.3	1	no	1	Kimberley	3.9	1.7	yes	9	Fairview	4.1	1.8	no	5	1,2&3 Totals For Week																		
Scottsville	3.5	1.4	no	5	Scottsville	1.3	1	yes	2	Turffontein	6.3	2.4	yes	3	Turffontein	7.2	2.5	no	6	41																		
Scottsville	2.2	1.2	no	6	Turffontein	2.7	1.4	no	7	Turffontein	4.2	2.2	yes	9	Turffontein	7	1.6	yes	7	7242	1,2&3 Total to date		Week		180													
Scottsville	4.9	1.9	no	7	Turffontein	4.8	1.6	no	8	Vaal	2	1.3	yes	2	Turffontein	7	1.8	yes	8	40	Average per week																	
Scottsville	1.4	1.1	yes	8	Fairview	3.8	1.6	yes	1	Vaal	4.6	2.3	yes	5	Turffontein	8.2	2.5	yes	9	8697	1,2,3&4 Total to date																	
Turffontein	2.4	1.4	no	1	Fairview	3	1.6	no	2	Fairview	2.8	1.6	no	6	Clairwood	5.9	2.1	no	4	48	Average per week																	
Turffontein	4.8	1.9	yes	4	Fairview	13.1	2.8	no	4	Turffontein	6.4	1.8	yes	3						Week		25/02/2013 to 03/03/2013																
Turffontein	5.4	1.6	no	5						Turffontein	4.8	1.5	no	5																								
Durbanville	1.6	1	no	3						Clairwood	5.2	1.9	no	2																								
Durbanville	4.6	1.9	yes	7						Clairwood	4.4	2.1	no	6																								
Durbanville	10.4	3	no	8						Clairwood	2.6	1.4	no	7																								
Vaal	2.9	1.4	no	1						Clairwood	7.6	2	no	10																								
Fairview	2.5	1.3	yes	7																																		
Fairview	2	1.1	yes	8																																		
Clairwood	3.5	1.4	yes	3																																		
Clairwood	1.2	1.1	no	5																																		



click <http://horseracingtips.co.za> to go back to Home Page

Selection No. 1				Selection No. 2				Selection No. 3				Selection No. 4				Totals Data				Magic Grid™ Stats Start : September 2010																		
Today's Track	Now Win	Now Place	Same Jock?	RACE	Today's Track	Now Win	Now Place	Same Jock?	RACE	Today's Track	Now Win	Now Place	Same Jock?	RACE	Today's Track	Now Win	Now Place	Same Jock?	RACE	Totals For Week	Sel 1	Sel 1	Sel 2	Sel 2	Sel 3	Sel 3	Sel 4	Sel 4										
Kimberley	2.6	1.6	yes	2	Kimberley	2.4	1	yes	5	Kimberley	2.9	1.3	yes	6	Vaal	14.3	3.8	no	8	50	12	6	6	21	12	9	14	6	8	3	1	2						
Kimberley	4.4	1.7	yes	9	Kimberley	2.9	1.1	yes	7	Kimberley	3.4	2	yes	8	Vaal	4.8	1.9	no	2																			
Vaal	2.8	1.5	no	3	Vaal	1.9	1.3	yes	2	Vaal	6.6	1.7	no	1	Scottsville	5.8	1.9	yes	6	1,2&3 Totals For Week																		
Durbanville	4.4	1.6	no	3	Vaal	10	2.3	yes	4	Vaal	4.4	1.8	yes	5						47																		
Durbanville	4	1.2	yes	4	Durbanville	2.7	1.7	yes	1	Arlington	1.9	1.4	no	4																								
Vaal	1.8	1.2	no	1	Durbanville	9	4.2	no	2	Durbanville	8	2.6	no	4																								
Vaal	5.9	1.5	yes	5	Durbanville	9.3	3.3	no	7	Borrowdale	2.4	1	no	1						7289	1,2&3 Total to date																	
Arlington	4.9	1.9	yes	1	Durbanville	4	1.7	no	8	Borrowdale	5.9	2.9	no	2						40	Average per week																	
Arlington	3.8	1.6	yes	3	Vaal	4.5	1.8	yes	4	Scottsville	2.8	1.4	yes	3																								
Arlington	1.9	1.3	no	7	Vaal	2.5	1	no	7	Borrowdale	3.2	1.9	yes	3																								
Turffontein	5.1	1.7	no	1	Vaal	1.8	1.2	no	8	Scottsville	3.8	1.5	no	4																								
Scottsville	4.3	1.7	no	5	Arlington	2.3	1.3	yes	2	Borrowdale	3.6	1.5	no	4						8747	1,2,3&4 Total to date																	
					Arlington	2.4	1.6	no	8	Borrowdale	1.7	0	yes	5						48	Average per week																	
					Turffontein	4.1	0	yes	2	Scottsville	3	1.3	no	6																								
					Turffontein	1.4	1	no	4																													
					Turffontein	1.4	1.4	yes	6																													
					Turffontein	2.9	1.7	no	7																													
					Durbanville	1.9	1.5	yes	1																													
					Durbanville	2.5	1.3	no	2																													
					Durbanville	5.3	1.9	yes	3																													
					Turffontein	10.5	2.9	yes	9																													



XtraCash
Horse Racing Selection Service
click <http://horseracingtips.co.za> to go back to Home Page

Selection No. 1				Selection No. 2				Selection No. 3				Selection No. 4				Totals Data				Magic Grid™ Stats Start : September 2010												
Today's Track	Now Win	Now Place	Same Jock?	RACE	Today's Track	Now Win	Now Place	Same Jock?	RACE	Today's Track	Now Win	Now Place	Same Jock?	RACE	Today's Track	Now Win	Now Place	Same Jock?	RACE	Totals For Week	Sel 1	Sel 1	Sel 1	Sel 2	Sel 2	Sel 2	Sel 3	Sel 3	Sel 3	Sel 4	Sel 4	Sel 4
Arlington	3.6	1.5	no	7	Arlington	6.1	2.1	no	3	Arlington	7.2	2	yes	1	Turffontein	24.1	5.2	yes	8	42	14	8	6	16	8	8	10	3	7	2	1	1
Clairwood	1.8	1.5	yes	1	Clairwood	3.3	1.2	no	4	Arlington	3.6	1.5	yes	2	Kenilworth	5.7	2.4	no	2	1,2&3 Totals For Week				7329 1,2&3 Total to date				Week 182				
Clairwood	3	1.3	yes	9	Clairwood	2.4	2.2	yes	6	Arlington	5.5	1.7	no	4	40				40 Average per week													
Turffontein	1.7	1.1	no	2	Turffontein	3.8	1.6	yes	5	Arlington	4.3	1.5	no	6					8789 1,2,3&4 Total to date													
Turffontein	1.8	1	no	4	Turffontein	2.7	1.5	yes	6	Arlington	3.1	1	no	9					48 Average per week													
Kenilworth	5.1	1.9	yes	5	Kenilworth	4.1	1.3	yes	1	Turffontein	4.3	2.7	no	1					Week 11/03/2013 to 17/03/2013													
Vaal	2.3	1.1	yes	3	Kenilworth	2.2	1.1	no	3	Vaal	3	1.4	no	7																		
Vaal	3.5	1.1	no	6	Kenilworth	2	1.2	no	4	Turffontein	3.3	1.6	no	1																		
Vaal	9.2	2.3	yes	8	Vaal	17.7	2.9	yes	2	Turffontein	3	1.2	yes	4																		
Fairview	28.1	3.7	no	4	Fairview	1.8	1.2	no	1	Turffontein	4.9	1.6	no	6																		
Fairview	2.6	1.3	yes	7	Fairview	3.5	2	no	9																							
Turffontein	3.3	1.4	yes	3	Turffontein	3.2	1.9	yes	5																							
Turffontein	12.1	3.4	yes	7	Clairwood	3	1.2	yes	1																							
Turffontein	5.6	2.5	no	9	Clairwood	2.7	1.2	no	4																							
					Clairwood	4.3	2.2	yes	5																							
					Clairwood	2.6	1.3	no	6																							




click <http://horseracingtips.co.za> to go back to Home Page

Selection No. 1				Selection No. 2				Selection No. 3				Selection No. 4				Totals Data		Magic Grid™ Stats Start : September 2010																				
Today's Track	Now Win	Now Place	Same Jock?	RACE	Today's Track	Now Win	Now Place	Same Jock?	RACE	Today's Track	Now Win	Now Place	Same Jock?	RACE	Today's Track	Now Win	Now Place	Same Jock?	RACE	Totals For Week	Sel 1	Sel 1	Sel 1	Sel 2	Sel 2	Sel 2	Sel 3	Sel 3	Sel 3	Sel 4	Sel 4	Sel 4						
Kimberley	2.6	1.4	no	4	Kimberley	2.7	1	yes	6	Kimberley	3.6	1.1	no	1	Kimberley	35.7	7.9	no	5	61	25	9	16	17	11	6	12	4	8	7	2	5						
Kimberley	3.3	1.3	no	7	Vaal	5.1	1.8	yes	4	Kimberley	6.8	1.6	no	3	Vaal	11.4	3.4	no	1	1,2&3 Totals For Week																		
Kimberley	2.5	1	no	8	Vaal	5.3	2.3	yes	6	Kimberley	3.3	1.7	no	10	Kenilworth	7.7	1.8	yes	1		54																	
Kimberley	5.4	1.9	yes	9	Kenilworth	1.8	1	yes	4	Vaal	3.4	2.9	no	7	Kenilworth	13.6	4.6	no	8	7383	1,2&3 Total to date																Week	183
Vaal	2.7	1.2	yes	3	Turffontein	3.6	1.7	yes	7	Fairview	3	1.7	yes	4	Greyville	2.5	1.3	yes	6	40	Average per week																	
Kenilworth	1.1	1	no	2	Turffontein	8.3	3	no	8	Mauritius	1.8	1.3	no	2	Greyville	5.6	2.3	no	7	8850	1,2,3&4 Total to date																	
Kenilworth	5.7	2.2	no	3	Fairview	4.1	1.7	no	5	Turffontein	4.4	1.7	yes	3	Borrowdale	5.7	0	no	1	48	Average per week																	
Kenilworth	3.9	1.7	yes	5	Fairview	3.1	1.4	yes	2	Turffontein	4.1	1.8	no	5	Clairwood	1.7	1	yes	3																			
Kenilworth	6.7	2.3	yes	7	Fairview	6.9	2.2	yes	7	Clairwood	1.7	1	yes	3	Clairwood	5.2	2	no	8																			
Turffontein	4.2	1.5	yes	2	Greyville	1.4	1.1	yes	2	Clairwood	5.2	2	no	8	Borrowdale	4.4	1.9	no	5																			
Turffontein	3.3	1.5	no	4	Greyville	2.1	1.3	yes	3	Borrowdale	4.4	1.9	no	5	Borrowdale	6	1.8	yes	8																			
Turffontein	7.7	2	no	6	Mauritius	3.5	1.6	yes	6	Borrowdale	6	1.8	yes	8																								
Fairview	2.2	1.4	yes	1	Turffontein	5.5	1.5	no	2																													
Greyville	1.9	1	yes	5	Clairwood	2.5	1.5	no	2																													
Greyville	2.2	1	no	8	Clairwood	2.6	1.4	no	9																													
Mauritius	1.9	1.7	no	3	Borrowdale	8.1	2.3	no	6																													
Mauritius	2.7	1.5	no	4	Borrowdale	2	1.2	yes	7																													
Turffontein	2.3	1.2	no	1																																		
Turffontein	1.6	1.1	no	4																																		
Clairwood	1.6	1.2	yes	1																																		
Clairwood	7.3	2.7	no	4																																		
Clairwood	5	1.8	yes	6																																		
Clairwood	4.5	1.8	no	7																																		
Borrowdale	1.6	1.9	no	2																																		
Borrowdale	5.6	1.6	no	4																																		



[click http://horseracingtips.co.za](http://horseracingtips.co.za) to go back to Home Page

Selection No. 1					Selection No. 2					Selection No. 3					Selection No. 4					Totals Data												
Track	Now Win	Now Place	Now Same Jock?	RACE#	Track	Now Win	Now Place	Now Same Jock?	RACE#	Track	Now Win	Now Place	Now Same Jock?	RACE#	Track	Now Win	Now Place	Now Same Jock?	RACE#	Totals For Week	Sel 1 yes	Sel 1 no	Sel 2 yes	Sel 2 no	Sel 3 yes	Sel 3 no	Sel 4 yes	Sel 4 no				
Kimberley	2.1	1.3	no	6	Kimberley	1.9	1.1	no	3	Kimberley	5.5	1.6	yes	2	Kimberley	5.9	1.9	yes	1	55	14	5	9	20	8	12	9	7	2	12	6	6
Kenilworth	5	1.9	no	8	Kimberley	2.3	1.3	no	4	Kimberley	2.8	1.6	yes	5	Kimberley	3.9	1.4	no	7	<div style="border: 1px solid black; padding: 2px; display: inline-block;"> 1,2&3 Totals For Week 43 </div>												
Vaal	2.8	1.5	no	1	Vaal	3.3	1.5	yes	2	Vaal	5.7	1.5	yes	1	Kimberley	9.3	2.8	yes	9													
Vaal	2.8	1.7	no	9	Kenilworth	3.3	1.4	yes	5	Kenilworth	11	3.1	no	7	Vaal	3.3	1.2	no	4	<div style="border: 1px solid black; padding: 2px; display: inline-block;"> 7426 1,2&3 Total to date </div>												
Greyville	2.3	1.4	no	1	Kenilworth	3.7	1.5	yes	6	Vaal	3.3	1.8	yes	7	Kenilworth	8.3	1.8	no	2													
Greyville	4.2	1.6	no	5	Vaal	3.4	1.6	no	2	Fairview	10.4	2.4	yes	2	Kenilworth	5.3	1.8	yes	4	<div style="border: 1px solid black; padding: 2px; display: inline-block;"> 40 Average per week </div>												
Mauritius	3.2	1.2	no	1	Vaal	4.5	1.4	no	3	Fairview	4	2.1	yes	3	Fairview	9.4	2.8	no	5													
Turffontein	2.3	1.3	no	1	Vaal	3.3	1.6	no	4	Fairview	4.1	1.8	no	4	Fairview	6.4	3.1	no	9	<div style="border: 1px solid black; padding: 2px; display: inline-block;"> 8905 1,2,3&4 Total to date </div>												
Turffontein	1.8	1.2	yes	5	Fairview	5.2	1.9	yes	1	Clairwood	2.5	1.4	yes	9	Greyville	5.5	2.3	yes	6													
Turffontein	20.5	2.9	no	8	Fairview	10.5	2.4	no	2						Greyville	4.2	1.7	yes	8	<div style="border: 1px solid black; padding: 2px; display: inline-block;"> 48 Average per week </div>												
Clairwood	2.8	1.8	yes	3	Fairview	2.6	1.3	yes	3						Turffontein	3.7	1.7	yes	2													
Clairwood	6.4	1.8	yes	4	Greyville	2.2	1.3	yes	4						Turffontein	26.5	3	no	11	<div style="border: 1px solid black; padding: 2px; display: inline-block;"> Week 25/03/2013 to 31/03/2013 </div>												
Clairwood	4.1	2.1	yes	7	Mauritius	2.4	1.1	no	2																							
Clairwood	2.7	1.2	yes	10	Turffontein	2.2	1	no	3											<div style="text-align: center;">  <p>click http://horseracingtips.co.za to go back to Home Page</p> </div>												
					Turffontein	4	1.5	no	4																							
					Turffontein	1.6	1.1	yes	7																							
					Clairwood	1.5	1.2	no	1																							
					Clairwood	1.2	0	yes	5																							
					Clairwood	3	1.6	no	6																							
					Clairwood	5.2	1.6	no	8																							

Selection No. 1					Selection No. 2					Selection No. 3					Selection No. 4					Totals Data		Magic Grid™ Stats Start : September 2010											
Today's Track	Now Win	Now Place	Same Jock?	RACE	Today's Track	Now Win	Now Place	Same Jock?	RACE	Today's Track	Now Win	Now Place	Same Jock?	RACE	Today's Track	Now Win	Now Place	Same Jock?	RACE	Totals For Week	Sel 1	Sel 1	Sel 1	Sel 2	Sel 2	Sel 2	Sel 3	Sel 3	Sel 3	Sel 4	Sel 4	Sel 4	
Kenilworth	2.1	1.1	no	1	Kenilworth	2.7	1	no	8	Kenilworth	2	1.2	no	5	Kenilworth	3.1	1.5	no	3	76	27	8	19	18	6	12	17	7	10	14	1	13	
Kenilworth	3	1.4	no	2	Scottsville	1.7	1.2	no	7	Scottsville	4.5	2.2	no	6	Durbanville	4.9	1.9	no	3	1,2&3 Totals For Week		62		7488		1,2&3 Total to date		Week		185			
Kenilworth	1.9	1.1	yes	4	Scottsville	3	1.7	yes	8	Scottsville	10.5	3.3	yes	9	Vaal	10.7	3.1	no	3	40		Average per week		8981		1,2,3&4 Total to date		49		Average per week			
Kenilworth	3	1.5	yes	6	Turffontein	1.6	1	no	1	Durbanville	3.3	1.6	yes	2	Fairview	10.8	2.6	no	6	Week		01/04/2013 to 07/04/2013											
Scottsville	3.7	1.8	no	2	Turffontein	3.2	1.2	no	2	Durbanville	6.5	2.4	no	5	Fairview	2.4	1.3	no	7	7488		1,2&3 Total to date		Week		185							
Scottsville	2	1.2	no	3	Turffontein	2.1	1.3	no	4	Vaal	7.3	2.1	yes	2	Greyville	4.3	1.8	no	1	40		Average per week		8981		1,2,3&4 Total to date		49		Average per week			
Scottsville	2.7	1.6	yes	5	Turffontein	12.5	4.3	no	5	Fairview	11.5	2.3	yes	1	Greyville	6	1.4	no	2	7488		1,2&3 Total to date		Week		185							
Durbanville	1.5	1	no	1	Durbanville	3.4	1	no	7	Fairview	3.8	1.6	no	5	Greyville	9.9	3.2	no	7	40		Average per week		8981		1,2,3&4 Total to date		49		Average per week			
Durbanville	14.3	5.1	no	6	Vaal	3.3	1.3	yes	4	Greyville	2.2	1.3	no	6	Mauritius	8.8	1.8	yes	2	40		Average per week		8981		1,2,3&4 Total to date		49		Average per week			
Vaal	3.2	1.6	yes	1	Vaal	3.5	1.7	no	5	Mauritius	3.7	0	no	4	Mauritius	10.6	4	no	4	Week		01/04/2013 to 07/04/2013											
Vaal	1	1.2	no	5	Vaal	2.3	1.3	yes	8	Mauritius	6.2	2	no	7	Borrowdale	2.6	1.8	no	1	7488		1,2&3 Total to date		Week		185							
Vaal	1.3	1	yes	7	Greyville	2.2	1.4	yes	5	Turffontein	4.7	1.5	yes	1	Borrowdale	6.3	3.3	no	3	40		Average per week		8981		1,2,3&4 Total to date		49		Average per week			
Fairview	2	1.6	no	2	Mauritius	1.5	1.2	yes	5	Turffontein	3.3	1.3	yes	4	Clairwood	14.6	2.7	no	6	40		Average per week		8981		1,2,3&4 Total to date		49		Average per week			
Greyville	1.5	1	no	3	Kenilworth	4.3	1.2	no	1	Kenilworth	5.3	2	no	8	Clairwood	3	2.2	no	8	Week		01/04/2013 to 07/04/2013											
Mauritius	1.6	1	no	1	Turffontein	3.7	1.5	no	9	Mauritius	9.6	2.3	no	3	7488		1,2&3 Total to date		Week		185												
Turffontein	1.3	1	no	2	Turffontein	3.9	1.8	yes	10	Mauritius	3.9	1.8	no	6	40		Average per week		8981		1,2,3&4 Total to date		49		Average per week								
Turffontein	3.7	1.5	no	3	Borrowdale	2.7	1.5	no	2	Clairwood	1.9	1.5	yes	8	40		Average per week		8981		1,2,3&4 Total to date		49		Average per week								
Kenilworth	2.1	1	no	2	Clairwood	4.9	1.4	no	5	7488		1,2&3 Total to date		Week		185																	
Turffontein	6.9	2.1	no	8	7488		1,2&3 Total to date		Week		185																						
Kenilworth	1.2	1.2	yes	7	40		Average per week		8981		1,2,3&4 Total to date		49		Average per week																		
Mauritius	1.9	0	no	1	7488		1,2&3 Total to date		Week		185																						
Clairwood	2.7	1.4	yes	1	40		Average per week		8981		1,2,3&4 Total to date		49		Average per week																		
Mauritius	4.4	2.1	no	5	7488		1,2&3 Total to date		Week		185																						
Borrowdale	2.6	1.6	no	5	40		Average per week		8981		1,2,3&4 Total to date		49		Average per week																		
Borrowdale	6.2	2.4	no	7	7488		1,2&3 Total to date		Week		185																						
Clairwood	2.7	1.4	yes	7	40		Average per week		8981		1,2,3&4 Total to date		49		Average per week																		
Clairwood	4.7	1.7	no	9	7488		1,2&3 Total to date		Week		185																						



click <http://horseracingtips.co.za> to go back to Home Page

Selection No. 1				Selection No. 2				Selection No. 3				Selection No. 4				Totals Data			Magic Grid™ Stats Start : September 2010																	
Today's Track	Now Win	Now Place	Same Jock?	RACE	Today's Track	Now Win	Now Place	Same Jock?	RACE	Today's Track	Now Win	Now Place	Same Jock?	RACE	Today's Track	Now Win	Now Place	Same Jock?	RACE	Totals For Week	Sel 1 yes	Sel 1 no	Sel 2 yes	Sel 2 no	Sel 3 yes	Sel 3 no	Sel 4 yes	Sel 4 no								
Kimberley	2.6	1.4	yes	4	Kimberley	2.4	1.2	no	1	Scottsville	4.7	2.2	no	7	Kimberley	6.3	2	no	3	58	16	9	7	16	7	9	16	4	12	10	5	5				
Kimberley	2.4	1.5	yes	9	Kimberley	5.6	2	yes	2	Scottsville	2.6	1.6	yes	8	Vaal	4.8	2.2	no	1	1,2&3 Totals For Week				48												
Scottsville	1.6	1.1	no	2	Kimberley	2.5	1.3	yes	5	Durbanville	2.3	1.9	no	8	Vaal	5.3	1.8	yes	5					7536		1,2&3 Total to date										
Durbanville	1.6	1.2	no	1	Kimberley	4.3	1.8	no	6	Vaal	7.2	2.2	no	2	Vaal	17.9	6.1	yes	7					41		Average per week										
Durbanville	1.5	1.5	no	4	Kimberley	3.9	1.5	yes	7	Vaal	2.6	1.6	no	4	Turffontein	7.5	2.8	no	2					9039		1,2,3&4 Total to date										
Vaal	1.4	1.1	no	3	Scottsville	1.6	1	no	1	Fairview	7.5	1.8	no	4	Turffontein	9.7	2	yes	5					49		Average per week										
Vaal	1.6	1.1	yes	8	Scottsville	3.6	1.4	no	4	Fairview	4.7	1.9	no	5	Turffontein	3.2	1.3	yes	6					Week		08/04/2013 to 14/04/2013										
Mauritius	2.4	1.8	yes	8	Durbanville	1.7	1	yes	2	Fairview	2.5	1.7	no	2	Mauritius	3.9	2.8	no	6																	
Scottsville	1.3	1	yes	7	Durbanville	2.7	2.2	no	6	Turffontein	6.2	2	yes	1	Mauritius	2.5	1	no	7																	
Kenilworth	2.5	2.6	no	1	Vaal	2.9	1.8	no	6	Turffontein	3.6	1.8	no	3	Scottsville	5.8	1.8	yes	2																	
Kenilworth	1.5	1	no	2	Turffontein	2.3	1.4	no	4	Mauritius	7.6	2.2	no	4																						
Kenilworth	1.3	1	yes	4	Mauritius	1.2	1	yes	2	Mauritius	2	0	yes	5																						
Kenilworth	1.2	1.1	yes	6	Scottsville	3.2	2	no	1	Scottsville	7.5	1.9	no	6																						
Turffontein	1	0	yes	2	Scottsville	9.6	2.5	no	5	Kenilworth	4.6	2.1	no	7																						
Turffontein	2	1.2	no	4	Kenilworth	3.8	1.6	yes	8	Turffontein	4.8	1.6	no	5																						
Turffontein	3.1	1.6	yes	9	Turffontein	1.9	1.2	yes	10	Turffontein	4.5	1.9	yes	6																						



click <http://horseracingtips.co.za> to go back to Home Page

Selection No. 1				Selection No. 2				Selection No. 3				Selection No. 4				Totals Data		Magic Grid™ Stats Start : September 2010															
Today's Track	Now Win	Now Place	Same Jock?	RACE	Today's Track	Now Win	Now Place	Same Jock?	RACE	Today's Track	Now Win	Now Place	Same Jock?	RACE	Today's Track	Now Win	Now Place	Same Jock?	RACE	Totals For Week	Sel 1 yes	Sel 1 no	Sel 2 yes	Sel 2 no	Sel 3 yes	Sel 3 no	Sel 4 yes	Sel 4 no					
Vaal	6.7	2.3	no	3	Kimberley	3.3	1.3	no	1	Kimberley	3	2.2	yes	6	Kimberley	3	1.4	yes	5	42	9	4	5	15	6	9	6	2	4	12	7	5	
Vaal	3.6	1.5	yes	2	Kimberley	2.3	1.1	no	3	Vaal	5.3	2.2	no	5	Kimberley	4.5	2.3	yes	8	1,2&3 Totals For Week		30		7566		1,2&3 Total to date		Week 187		40		Average per week	
Vaal	2.3	1.3	yes	3	Arlington	2.3	1.2	no	2	Vaal	3.5	1.9	no	8	Vaal	7.1	2.6	no	1														
Vaal	6.4	2.1	no	5	Arlington	3.9	1.3	no	5	Arlington	5	1.9	yes	4	Vaal	9.2	2.1	no	2	9081		1,2,3&4 Total to date		49		Average per week							
Fairview	2.5	1.3	no	2	Arlington	3.2	2.1	yes	9	Fairview	2.5	1.5	no	5	Vaal	6.7	2.2	yes	4														
Fairview	5.1	1.9	no	6	Vaal	4.3	2.1	yes	9	Borrowdale	4.2	1.7	no	4	Vaal	3.3	1.6	no	7	Week 15/04/2013 to 21/04/2013													
Fairview	3.8	1.6	no	7	Fairview	3.7	1.3	no	3	Vaal	5.4	1.8	no	9	Vaal	4.8	2.2	yes	4														
Fairview	3.6	1.4	yes	8	Kenilworth	2.6	1.4	yes	1	Arlington	10.3	2.1	yes	1	Vaal	4.9	1.9	yes	8	9081		1,2,3&4 Total to date		49		Average per week							
Fairview	5	1.4	yes	9	Kenilworth	3.8	1.7	no	2	Vaal	4.8	2.2	yes	4	Vaal	4.9	1.9	yes	8														
					Mauritius	1.6	1.7	no	7	Mauritius	11.8	4.2	no	1	Mauritius	11.8	4.2	no	1	Week 15/04/2013 to 21/04/2013													
					Kenilworth	2.4	0	no	5	Kenilworth	4.1	1.7	yes	6	Kenilworth	4.1	1.7	yes	6														
					Kenilworth	3.7	2.1	no	7											Week 15/04/2013 to 21/04/2013													
					Borrowdale	3.5	1.5	yes	3																								
					Borrowdale	3	1.5	yes	7											Week 15/04/2013 to 21/04/2013													



click <http://horseracingtips.co.za> to go back to Home Page

