

Selection No. 1					Selection No. 2					Selection No. 3					Selection No. 4					Totals Data		Magic Grid™ Stats Start : September 2010																		
Today's Track	Now Win	Now Place	Same Jock?	RACE	Today's Track	Now Win	Now Place	Same Jock?	RACE	Today's Track	Now Win	Now Place	Same Jock?	RACE	Today's Track	Now Win	Now Place	Same Jock?	RACE	Totals For Week	Sel 1	Sel 1 yes	Sel 1 no	Sel 2	Sel 2 yes	Sel 2 no	Sel 3	Sel 3 yes	Sel 3 no	Sel 4	Sel 4 yes	Sel 4 no								
Clairwood	2.7	1.5	no	1	Clairwood	1.8	1.2	no	2	Greyville	3.8	1	yes	4	Clairwood	6.5	1.9	no	5	43	16	5	11	12	4	8	8	5	3	7	3	4								
Clairwood	2.2	1.2	no	4	Clairwood	4.4	1.3	no	3	Greyville	3.3	1	yes	7	Greyville	3.9	1.6	no	8																					
Clairwood	2.6	1.3	no	6	Greyville	4	2.1	yes	5	Kenilworth	3.7	1.7	no	4	Kenilworth	4.3	2	no	1	1,2&3 Totals For Week																				
Clairwood	2.9	1.7	no	7	Kenilworth	5	1.7	yes	7	Kenilworth	6	1.8	yes	5	Kenilworth	18.6	4.4	yes	8	36																				
Clairwood	3.2	1.2	no	9	Vaal	3.9	2	no	3	Kenilworth	2.6	1	no	6	Vaal	8.5	2.1	yes	4																					
Greyville	1.4	1	yes	3	Vaal	5.1	1.4	no	5	Vaal	6.2	1.5	no	6	Fairview	4	1	no	2																					
Greyville	1.5	1	yes	6	Vaal	4.4	2.5	yes	8	Fairview	5	1.8	yes	3	Fairview	8.6	2.1	yes	5	4477	1,2&3 Total to date				Week 119															
Kenilworth	1.5	1.6	no	3	Fairview	3.3	1.8	yes	6	Turffontein	9.8	3	yes	8						38 Average per week																				
Vaal	2.7	1	no	1	Fairview	4	1.6	no	7						5428 1,2,3&4 Total to date																									
Vaal	3.3	2.2	no	9	Greyville	1.8	1.2	no	2						46 Average per week																									
Fairview	4.2	1.5	no	1	Greyville	7	1.6	no	6						Week 26/12/2011 to 01/01/2012																									
Turffontein	1.3	1	yes	2	Greyville	2.3	1	no	8																															
Greyville	2	1.3	yes	1																																				
Greyville	1.2	1	yes	3																																				
Greyville	2.6	1.1	no	4																																				
Greyville	2.7	1.9	no	7																																				

Selection No. 1					Selection No. 2					Selection No. 3					Selection No. 4					Totals Data															
					Magic Grid™ Stats Start : September 2010																														
Todays Track	Now Win	Now Place	Same Jock?	RACE	Todays Track	Now Win	Now Place	Same Jock?	RACE	Todays Track	Now Win	Now Place	Same Jock?	RACE	Todays Track	Now Win	Now Place	Same Jock?	RACE	Totals For Week	Sel 1 yes	Sel 1 no	Sel 2 yes	Sel 2 no	Sel 3 yes	Sel 3 no	Sel 4 yes	Sel 4 no							
Kimberley	3.6	1.6	yes	8	Vaal	4.6	1.8	no	1	Kimberley	3.1	1.5	no	3	Kimberley	4.6	2.6	yes	6	62	25	11	14	15	6	9	11	7	4	11	3	8			
Vaal	6	2.6	no	8	Greyville	4.2	1.9	no	5	Kimberley	3.8	1.7	yes	5	Greyville	10.9	2.2	yes	4																
Greyville	3.1	1.7	no	2	Kenilworth	1.8	1.4	yes	3	Kimberley	3.2	1.4	yes	7	Kenilworth	6.1	1.8	no	7	1,2&3 Totals For Week															
Greyville	2.2	1.5	yes	6	Kenilworth	3.4	1.3	yes	8	Kenilworth	11.5	2.4	yes	1	Vaal	1.7	1.1	no	3	51															
Kenilworth	4.6	1.8	no	5	Vaal	5.2	1.5	no	1	Kenilworth	4.4	2	yes	2	Arlington	8.5	2.7	no	6																
Kenilworth	4.1	1.9	yes	6	Vaal	2.2	1.3	yes	4	Kenilworth	5.6	1.9	yes	4	Kenilworth	2.4	1.6	no	4	4573	1,2&3 Total to date														
Vaal	1.5	1.1	no	2	Vaal	2.8	1.9	no	5	Kenilworth	5.6	1.7	no	2	Kenilworth	4	1.6	yes	6																
Vaal	1.9	1.7	no	6	Vaal	5.9	2.1	no	8	Kenilworth	3.8	1.7	yes	7	Turffontein	3.2	1.5	no	9																
Arlington	3.6	1.4	no	2	Arlington	3.8	1.8	no	1	Borrowdale	1.8	1	yes	6	Scottsville	16.4	3.1	no	1	38	Average per week														
Arlington	2	1	no	4	Arlington	2.7	1.5	yes	5	Borrowdale	2.7	1.5	no	8	Borrowdale	8.2	2.6	no	4																
Arlington	1.7	1.2	yes	7	Turffontein	4.1	1.7	no	3	Scottsville	2.6	1.2	no	8	Scottsville	21.6	4.4	no	6																
Turffontein	1.1	1.1	yes	1	Kenilworth	1.5	1	no	1																										
Turffontein	1.1	0	no	2	Turffontein	17.3	3.1	no	5																										
Turffontein	5.5	1.7	no	4	Kenilworth	4.9	1.6	yes	9																										
Kenilworth	3.9	1.4	no	3	Scottsville	4.9	2	yes	7																										
Turffontein	2.3	1.2	yes	7																															
Turffontein	4.1	1.8	yes	8																															
Kenilworth	2.9	3.6	no	10																															
Borrowdale	1.4	1.2	no	1																															
Scottsville	1.7	0	no	2																															
Scottsville	1.3	1	yes	3																															
Borrowdale	4.1	1.8	yes	5																															
Scottsville	6.8	1.9	yes	5																															
Borrowdale	1.5	1.3	yes	7																															
Borrowdale	4.1	1.8	no	9																															

Week 09/01/2012 to 15/01/2012




click <http://horseracingtips.co.za> to go back to Home Page

Selection No. 1					Selection No. 2					Selection No. 3					Selection No. 4					Totals Data Magic Grid™ Stats Start : September 2010																		
Today's Track	Now Win	Now Place	Same Jock?	RACE	Today's Track	Now Win	Now Place	Same Jock?	RACE	Today's Track	Now Win	Now Place	Same Jock?	RACE	Today's Track	Now Win	Now Place	Same Jock?	RACE	Totals For Week	Sel 1 yes	Sel 1 no	Sel 2 yes	Sel 2 no	Sel 3 yes	Sel 3 no	Sel 4 yes	Sel 4 no										
Arlington	1.7	1.1	yes	1	Arlington	5.5	3.9	no	3	Arlington	13.4	2.4	no	2	Scottsville	3	1.6	no	5	65	22	12	10	20	9	11	14	9	5	9	4	5						
Arlington	2.6	1.3	yes	4	Arlington	8.3	2.2	yes	8	Arlington	6.7	2.4	no	6	Scottsville	2.8	1.8	yes	8																			
Scottsville	1.7	1.2	no	2	Scottsville	3.9	1.7	no	4	Scottsville	3.6	0	yes	1	Kenilworth	2.3	1.3	no	5	1,2&3 Totals For Week																		
Scottsville	3.7	1.3	yes	3	Turffontein	4.7	1.5	no	1	Scottsville	7.8	2.4	yes	7	Vaal	6.2	1.5	no	3	56																		
Scottsville	3.2	1.2	no	6	Turffontein	4.2	1.6	yes	2	Kenilworth	4	2.5	no	1	Arlington	5.7	2.4	no	2																			
Scottsville	3	1.7	no	9	Turffontein	1.4	1.2	yes	7	Kenilworth	4	1.8	yes	8	Arlington	6.9	2.4	yes	5	4629	1,2&3 Total to date				Week				122									
Turffontein	2.4	1.4	yes	5	Turffontein	8.2	1.3	yes	8	Vaal	6.2	2.6	yes	1	Turffontein	12.9	2.8	no	1																			
Turffontein	1.6	1	yes	6	Turffontein	7.1	2.1	no	9	Vaal	3.1	1.5	no	5	Turffontein	5.2	2.8	yes	6	38	Average per week																	
Kenilworth	2.1	1.2	yes	3	Kenilworth	2.9	1.4	no	2	Vaal	10	2.1	yes	7	Turffontein	5.6	1.7	yes	8																			
Kenilworth	2.3	1.3	no	4	Vaal	2.3	1.3	yes	6	Arlington	4.5	2	yes	6																								
Vaal	1.5	1	yes	4	Arlington	4.2	2	no	7	Turffontein	4.3	1.6	no	3																								
Vaal	4.5	1.9	yes	9	Kenilworth	1.6	1	yes	1	Kenilworth	3.1	1.3	yes	4																								
Arlington	5	1.6	no	1	Kenilworth	1.8	1.1	no	2	Kenilworth	3.3	1.3	yes	5																								
Arlington	11.1	4.1	no	8	Turffontein	2.5	1.2	no	5	Kenilworth	2.7	1.6	yes	7																								
Turffontein	2.6	1.5	no	4	Turffontein	3.2	1.6	yes	7																													
Kenilworth	1.9	1.1	yes	3	Turffontein	2.8	1.4	yes	9																													
Kenilworth	1.5	1	yes	8	Kenilworth	5.7	1.7	no	6																													
Scottsville	3.5	1.5	no	3	Scottsville	4.4	1.3	no	1																													
Scottsville	1.6	1	no	4	Scottsville	3.1	1.5	no	2																													
Scottsville	6.5	1.9	yes	5	Scottsville	2.2	1.3	yes	9																													
Scottsville	4.7	1.6	yes	6																																		
Scottsville	3.1	1.5	no	8																																		



click <http://horseracingtips.co.za> to go back to Home Page

Selection No. 1					Selection No. 2					Selection No. 3					Selection No. 4					Totals Data Magic Grid™ Stats Start : September 2010														
Today's Track	Now Win	Now Place	Same Jock?	RACE	Today's Track	Now Win	Now Place	Same Jock?	RACE	Today's Track	Now Win	Now Place	Same Jock?	RACE	Today's Track	Now Win	Now Place	Same Jock?	RACE	Totals For Week	Sel 1 yes	Sel 1 no	Sel 2 yes	Sel 2 no	Sel 3 yes	Sel 3 no	Sel 4 yes	Sel 4 no						
Kimberley	4.5	1.6	yes	1	Kimberley	7.7	3.2	no	2	Kimberley	3.3	1.6	no	3	Kimberley	9.6	2.7	yes	4	50	19	10	9	12	6	6	14	8	6	5	3	2		
Scottsville	2.2	1.2	no	1	Kimberley	3.5	1.3	yes	5	Kimberley	5.1	1.9	yes	6	Scottsville	8.8	3	no	5	1,2&3 Totals For Week	45	4674	1,2&3 Total to date	38	Average per week	5654	1,2,3&4 Total to date	46	Average per week	Week 23/01/2012 to 29/01/2012	Week 123			
Scottsville	2.1	1	no	7	Scottsville	6.1	1.8	no	2	Scottsville	5.1	1.7	no	3	Fairview	13.3	3	no	6															
Turffontein	3.5	2.6	no	3	Scottsville	1.5	1.2	no	6	Turffontein	3.2	1.4	yes	2	Turffontein	5.9	2	yes	8	45	4674	1,2&3 Total to date	38	Average per week	5654	1,2,3&4 Total to date	46	Average per week	Week 23/01/2012 to 29/01/2012	Week 123				
Turffontein	1.5	1	yes	4	Turffontein	2.3	1.7	no	1	Turffontein	4.3	2	no	6	Borrowdale	7	2.8	yes	3															
Arlington	4.3	1	no	1	Arlington	4.1	1.4	yes	8	Turffontein	15	3.6	no	8																				
Arlington	2	1.1	yes	2	Fairview	7.8	2.3	yes	5	Arlington	4.1	1.6	yes	3																				
Clairwood	1.1	1	yes	1	Kenilworth	1.5	1.1	yes	3	Arlington	3.8	1.3	yes	6																				
Fairview	5.6	2.1	no	7	Turffontein	11.8	3.2	no	9	Arlington	6.8	2.5	yes	7																				
Turffontein	2.5	1.5	no	6	Kenilworth	4.9	2	yes	10	Fairview	1.6	1.7	yes	2																				
Kenilworth	1.9	1.3	yes	7	Vaal	4.5	1.3	yes	5	Fairview	3.6	1.4	no	3																				
Turffontein	1.9	1.3	yes	7	Vaal	3.8	1.9	no	6	Turffontein	3.6	1.4	no	1																				
Kenilworth	2.1	1.2	yes	8						Kenilworth	2	1.2	yes	5																				
Vaal	2.4	1.3	yes	1						Kenilworth	3.5	1.6	yes	6																				
Vaal	2.3	1	no	2																														
Vaal	1.3	1.2	yes	7																														
Borrowdale	1.3	1	yes	6																														
Borrowdale	1.1	1	no	7																														
Vaal	2.8	1.4	no	8																														


Selection No. 1					Selection No. 2					Selection No. 3					Selection No. 4					Totals Data												
					Magic Grid™ Stats Start : September 2010																											
Todays Track	Now Win	Now Place	Same Jock?	RACE	Todays Track	Now Win	Now Place	Same Jock?	RACE	Todays Track	Now Win	Now Place	Same Jock?	RACE	Todays Track	Now Win	Now Place	Same Jock?	RACE	Totals For Week	Sel 1 yes	Sel 1 no	Sel 2 yes	Sel 2 no	Sel 3 yes	Sel 3 no	Sel 4 yes	Sel 4 no				
Kimberley	4.9	1.7	yes	2	Kimberley	4.2	1.8	yes	8	Kimberley	4.4	1.7	yes	7	Fairview	8.2	1.4	no	6	55	21	15	6	21	7	14	11	5	6	2	1	1
Fairview	2.5	1	yes	5	Kimberley	4.1	1.2	no	9	Fairview	3.8	1.4	yes	4	Vaal	9.4	2.4	yes	6	1,2&3 Totals For Week												
Vaal	4.8	2.4	no	5	Fairview	5.1	1.3	no	1	Greyville	5	1.9	no	3	53																	
Vaal	5.2	1.9	yes	6	Fairview	4.5	1.2	yes	8	Greyville	15	3.9	yes	8	4773 1,2&3 Total to date																	
Greyville	1.8	1.4	yes	4	Vaal	2.1	1.1	no	1	Kenilworth	2.5	1.2	no	4	38 Average per week																	
Greyville	1.7	1.2	yes	7	Vaal	5.1	1.8	yes	8	Vaal	5.2	2.1	no	5	5761 1,2,3&4 Total to date																	
Kenilworth	1.7	1.1	yes	1	Greyville	3.3	1	no	1	Scottsville	2.2	1.5	yes	1	46 Average per week																	
Kenilworth	1.8	1	yes	3	Greyville	5.5	1.6	no	2	Borrowdale	14.3	2.2	no	1	Week 06/02/2012 to 12/02/2012																	
Kenilworth	2.1	1.1	no	5	Greyville	3	1	yes	6	Scottsville	3.2	1.5	yes	4																		
Turffontein	9.1	2.3	yes	2	Kenilworth	5.3	2.2	no	2	Scottsville	8.8	2.7	no	7	click http://horseracingtips.co.za to go back to Home Page																	
Turffontein	5.5	2.1	no	3	Kenilworth	7.3	2.2	no	4	Scottsville	10	4.1	no	10																		
Turffontein	5	1.8	no	4	Kenilworth	3.1	1	no	6																							
Turffontein	3.7	1.7	yes	7	Kenilworth	6.3	2.2	no	7																							
Fairview	5.7	1.9	yes	2	Kenilworth	4.1	1.7	yes	8																							
Fairview	1.8	1.1	no	6	Vaal	3.7	1.6	no	2																							
Kenilworth	1.3	1.2	yes	1	Vaal	4	1.8	no	3																							
Kenilworth	2.7	1.3	yes	2	Kenilworth	3.1	1.1	yes	5																							
Kenilworth	1.9	1.4	yes	6	Kenilworth	1.6	1.2	yes	7																							
Borrowdale	1.5	1.1	yes	2	Vaal	3.1	1.6	no	8																							
Scottsville	2.3	1.4	no	5	Borrowdale	4.7	1.6	no	5																							
Scottsville	1.5	0	yes	8	Borrowdale	1.4	1.1	no	6																							


Selection No. 1					Selection No. 2					Selection No. 3					Selection No. 4					Totals Data Magic Grid™ Stats Start : September 2010																					
Todays Track	Now Win	Now Place	Same Jock?	RACE	Todays Track	Now Win	Now Place	Same Jock?	RACE	Todays Track	Now Win	Now Place	Same Jock?	RACE	Todays Track	Now Win	Now Place	Same Jock?	RACE	Totals For Week	Sel 1 yes	Sel 1 no	Sel 2 yes	Sel 2 no	Sel 3 yes	Sel 3 no	Sel 4 yes	Sel 4 no													
Fairview	1.6	1	no	2	Scottsville	5.7	2.1	yes	5	Fairview	3.3	1.6	no	3	Scottsville	4.1	1.4	yes	2	52	20	8	12	11	7	4	7	3	4	14	7	7									
Fairview	4	1.7	no	8	Kenilworth	2.8	1.7	no	2	Turffontein	4.4	1.7	no	6	Turffontein	8.3	2.3	yes	8	1,2&3 Totals For Week													4811	1,2&3 Total to date				Week	126		
Scottsville	1.5	0	yes	1	Kenilworth	5	1.3	no	5	Kenilworth	4.8	1.8	yes	8	Kenilworth	9.6	2.6	no	3		38				Average per week																
Scottsville	3.5	1.4	no	4	Kenilworth	3.9	1.7	yes	6	Vaal	19.9	4.4	yes	7	Vaal	10.4	3.3	no	5	5813													46	1,2,3&4 Total to date				Week	13/02/2012 to 19/02/2012		
Scottsville	7.8	2.3	no	9	Arlington	4.4	1.9	no	4	Arlington	4	1.8	no	3	Vaal	3.2	1.2	yes	6		38				Average per week																
Turffontein	1.2	1.2	yes	2	Arlington	3	1.8	yes	5	Turffontein	5.5	1.9	no	4	Arlington	14.2	2.6	no	1													5813				1,2,3&4 Total to date					
Turffontein	2.9	1.1	yes	3	Greyville	4.1	1	no	5	Kenilworth	5.7	1.9	yes	2	Arlington	7	1.7	no	2													46				Average per week					
Turffontein	3.1	1.3	no	7	Turffontein	1.5	1	yes	3						Arlington	4.7	2.1	yes	6													46				Average per week					
Kenilworth	4.1	1.3	yes	1	Turffontein	2.7	1.3	yes	5						Arlington	11.2	2	yes	8													46				Average per week					
Vaal	3.1	1.3	no	1	Turffontein	2.6	1.7	yes	7						Greyville	6	2	yes	4													46				Average per week					
Vaal	1.4	1.2	yes	2	Turffontein	4.1	1.6	yes	8						Greyville	6.1	2.1	yes	7													46				Average per week					
Vaal	2.2	1.2	yes	8											Turffontein	5.3	1.7	no	6													46				Average per week					
Arlington	2.2	1.5	no	7											Kenilworth	9.9	2.7	no	3													46				Average per week					
Greyville	1.6	2.9	no	1											Kenilworth	4	1.4	no	5													46				Average per week					
Greyville	2.5	1.1	yes	2																												46				Average per week					
Greyville	3.4	1.7	no	3																												46				Average per week					
Turffontein	1.9	1	yes	1																												46				Average per week					
Turffontein	2.9	1.4	no	2																												46				Average per week					
Kenilworth	2.5	1.7	no	1																												46				Average per week					
Kenilworth	2.9	1.6	no	6																												46				Average per week					



click <http://horseracingtips.co.za> to go back to Home Page

Selection No. 1					Selection No. 2					Selection No. 3					Selection No. 4					Totals Data																
					Magic Grid™ Stats Start : September 2010																															
Todays Track	Now Win	Now Place	Same Jock?	RACE	Todays Track	Now Win	Now Place	Same Jock?	RACE	Todays Track	Now Win	Now Place	Same Jock?	RACE	Todays Track	Now Win	Now Place	Same Jock?	RACE	Totals For Week	Sel 1 yes	Sel 1 no	Sel 2 yes	Sel 2 no	Sel 3 yes	Sel 3 no	Sel 4 yes	Sel 4 no								
Kimberley	3.2	1.5	yes	2	Kimberley	3.8	1.7	yes	4	Kimberley	7.1	3	yes	7	Kimberley	10.6	2.3	no	1	57	18	8	10	15	7	8	10	7	3	14	6	8				
Vaal	2.6	1.3	yes	5	Vaal	3.7	1.4	no	4	Kimberley	11.8	3.7	yes	9	Kimberley	5.5	1.7	yes	5																	
Vaal	2.7	1	no	9	Vaal	3.7	1.4	no	7	Vaal	10.5	2.4	no	2	Vaal	14.2	4	no	6	1,2&3 Totals For Week																
Greyville	1.5	1	no	5	Kenilworth	4.1	1.4	yes	5	Vaal	3.6	1.8	yes	4	Greyville	29.9	5.8	no	2	43																
Greyville	2.5	1.3	no	6	Kenilworth	4.2	1.5	yes	8	Vaal	2.5	1	yes	9	Greyville	9.8	1.7	yes	4																	
Greyville	17.3	4.9	no	8	Arlington	2.1	1.3	yes	3	Turffontein	4.9	1.2	no	3	Kenilworth	6.7	2.5	yes	4																	
Vaal	1.2	1	no	1	Arlington	5	2.3	no	6	Kenilworth	4.4	1.8	no	6	Kenilworth	6.1	1.8	no	7	4854	1,2&3 Total to date										Week	127				
Vaal	1.8	1.2	no	3	Arlington	8.5	2.7	no	7	Borrowdale	4.4	1.6	yes	4	Vaal	2.9	1.3	yes	5																	
Vaal	2.9	1.7	yes	7	Turffontein	2.2	1.2	no	9	Borrowdale	3.4	1.3	yes	7	Vaal	4.1	1.6	yes	6	38	Average per week															
Arlington	10.9	3.9	no	1	Kenilworth	4.9	1.8	yes	9	Borrowdale	1.5	1.2	yes	8	Arlington	22.1	4.3	yes	4																	
Turffontein	1.3	1.1	no	2	Turffontein	9.6	2.2	yes	10						Arlington	4.6	1.9	no	8																	
Kenilworth	2.1	1.3	no	2	Scottsville	5	1.3	no	1						Turffontein	7.1	2.2	no	1	5870	1,2,3&4 Total to date															
Turffontein	1.4	1.2	yes	5	Scottsville	9.3	2.9	no	5						Turffontein	5.8	2.2	no	6																	
Borrowdale	1.5	1.5	yes	1	Borrowdale	7.1	3.2	no	5						Borrowdale	4.9	2	no	9	46	Average per week															
Borrowdale	1.4	1.1	yes	2	Borrowdale	6.1	1.8	yes	6																											
Borrowdale	2.4	1.7	yes	3																																
Scottsville	1.4	1.3	yes	7																																
Scottsville	2.1	1.3	no	9																																

Selection No. 1					Selection No. 2					Selection No. 3					Selection No. 4					Totals Data Magic Grid™ Stats Start : September 2010																			
Todays Track	Now Win	Now Place	Same Jock?	RACE	Todays Track	Now Win	Now Place	Same Jock?	RACE	Todays Track	Now Win	Now Place	Same Jock?	RACE	Todays Track	Now Win	Now Place	Same Jock?	RACE	Totals For Week	Sel 1	Sel 1	Sel 1	Sel 2	Sel 2	Sel 2	Sel 3	Sel 3	Sel 3	Sel 4	Sel 4	Sel 4							
																					1	yes	no	2	yes	no	3	yes	no	4	yes	no							
Kimberley	6	2.2	no	5	Kimberley	5.4	1.6	yes	1	Kimberley	3.8	1.3	no	6	Kimberley	14.9	3.1	no	3	53	10	4	6	19	8	11	12	9	3	12	2	10							
Scottsville	1.8	1.2	no	1	Kimberley	4.7	1.2	yes	2	Scottsville	3.8	1.6	yes	4	Kimberley	12	3.4	no	7	1,2&3 Totals For Week																			
Durbanville	1.9	1	yes	2	Kimberley	3.2	1.2	yes	4	Scottsville	3	1.1	yes	9	Scottsville	3.3	1.2	yes	5		41																		
Durbanville	5.1	1.6	yes	4	Kimberley	2.3	1.3	yes	8	Turffontein	3.1	1.7	yes	3	Scottsville	4.6	1.6	no	6	4895	1,2&3 Total to date										Week 128								
Vaal	3	1.5	no	3	Scottsville	5.1	1.6	no	2	Turffontein	5	1.8	yes	4	Scottsville	7.5	3.3	no	7																				
Vaal	3.5	1.9	no	6	Turffontein	1.5	1.6	no	7	Durbanville	8.3	2.4	yes	7	Turffontein	4.4	2.7	no	7																				
Vaal	3.5	1.1	no	9	Durbanville	3	1.5	no	1	Durbanville	6.4	1.9	no	8	Vaal	7	2.2	no	5	38	Average per week																		
Fairview	2.7	1	yes	4	Durbanville	6.9	2.1	yes	5	Vaal	3.3	1.7	no	4	Fairview	6.1	2.1	no	1																				
Durbanville	2	1.2	no	1	Vaal	3	1.4	no	2	Fairview	9.5	3.3	yes	8	Fairview	3.9	2.1	no	6	5923	1,2,3&4 Total to date																		
Durbanville	1.4	1	yes	2	Vaal	3.9	1.5	no	7	Turffontein	4.1	1.4	yes	1	Durbanville	4.8	2.4	yes	7																				
					Fairview	2.8	1.4	no	3	Durbanville	8	1.8	yes	3	Turffontein	5	2.2	no	8	46	Average per week																		
					Turffontein	3.7	2.1	no	2	Durbanville	2.5	1	yes	8	Turffontein	7.3	2.8	no	9																				
					Turffontein	2.9	1.5	yes	3																														
					Turffontein	4	1.6	no	4																														
					Turffontein	1.2	1	yes	5																														
					Turffontein	2	1.2	no	6																														
					Durbanville	2.9	1.9	no	4																														
					Durbanville	1.9	1.1	no	5																														
					Durbanville	3.3	1.2	yes	6																														
																				Week 27/02/2012 to 04/03/2012																			
																																							
																				click http://horseracingtips.co.za to go back to Home Page																			

Selection No. 1					Selection No. 2					Selection No. 3					Selection No. 4					Totals Data Magic Grid™ Stats Start : September 2010																
Todays Track	Now Win	Now Place	Same Jock?	RACE	Todays Track	Now Win	Now Place	Same Jock?	RACE	Todays Track	Now Win	Now Place	Same Jock?	RACE	Todays Track	Now Win	Now Place	Same Jock?	RACE	Totals For Week	Sel 1 yes	Sel 1 no	Sel 2 yes	Sel 2 no	Sel 3 yes	Sel 3 no	Sel 4 yes	Sel 4 no								
Vaal	2.2	1.2	yes	4	Kimberley	1.8	1.2	yes	1	Kimberley	8.7	2.5	yes	9	Kimberley	3.9	1.5	yes	3	52	17	9	8	15	7	8	13	6	7	7	5	2				
Vaal	4.9	1.7	yes	8	Kimberley	2.4	1.3	no	2	Durbanville	2.9	1.4	no	5	Kimberley	5.1	1.9	yes	8	1,2&3 Totals For Week																
Durbanville	2.3	1	yes	1	Kimberley	3.7	1.6	no	4	Vaal	2.1	1.1	no	2	Durbanville	3.6	2	no	2		45															
Durbanville	4.7	2.1	no	6	Kimberley	3.7	1.7	yes	5	Arlington	4.5	1.1	yes	5	Vaal	6.5	1.9	no	4	4940	1,2&3 Total to date															
Durbanville	2.6	1.9	yes	7	Kimberley	2.6	1.4	yes	6	Arlington	33.4	6.8	no	8	Turffontein	3.5	1.3	yes	2		38	Average per week														
Vaal	3	1.3	no	3	Kimberley	5.6	2.4	no	7	Greyville	2.1	1.1	yes	2	Turffontein	4	2	yes	7	5975	1,2,3&4 Total to date															
Vaal	3.8	1.4	yes	5	Vaal	2.3	1.3	no	2	Greyville	2.6	1.2	no	4	Borrowdale	2.8	3.3	yes	7		46	Average per week														
Vaal	8.4	2.5	yes	6	Vaal	7.6	1.9	no	3	Turffontein	3.2	1.8	no	8	3																					
Vaal	2.5	1.4	yes	8	Vaal	3.7	1.7	no	9	Durbanville	12.3	3.1	no	3		4																				
Arlington	2.5	1.3	yes	1	Durbanville	3.7	1	yes	3	Durbanville	4.1	1.6	yes	4	4																					
Arlington	3.4	1	yes	2	Durbanville	8.8	2.6	no	4	Borrowdale	2.8	1.9	yes	4		5																				
Greyville	2.4	1.1	no	1	Arlington	3.7	1.7	yes	7	Borrowdale	4	1.3	no	5	8																					
Greyville	4	1.4	no	8	Greyville	4.8	1.8	no	3	Durbanville	5.4	1.4	yes	8																						
Turffontein	1.2	1	no	1	Greyville	2.7	1.5	yes	9																											
Turffontein	1.8	1.1	no	3	Durbanville	4	1.4	yes	7																											
Turffontein	3.5	1.1	no	5																																
Borrowdale	1.5	1	no	6																																
																				Week 05/03/2012 to 11/03/2012																
																				 <p>click http://horseracingtips.co.za to go back to Home Page</p>																


Selection No. 1					Selection No. 2					Selection No. 3					Selection No. 4					Totals Data Magic Grid™ Stats Start : September 2010																						
Todays Track	Now Win	Now Place	Same Jock?	RACE	Todays Track	Now Win	Now Place	Same Jock?	RACE	Todays Track	Now Win	Now Place	Same Jock?	RACE	Todays Track	Now Win	Now Place	Same Jock?	RACE	Totals For Week	Sel 1 yes	Sel 1 no	Sel 2 yes	Sel 2 no	Sel 3 yes	Sel 3 no	Sel 4 yes	Sel 4 no														
Arlington	4.3	1.6	yes	4	Arlington	2.5	1.1	yes	1	Arlington	7.9	2.2	yes	5	Arlington	8.7	2.2	no	2	52	20	7	13	17	12	5	9	6	3	6	1	5										
Arlington	6.8	2	no	7	Turffontein	1.4	1	yes	4	Arlington	7.4	2.1	no	6	Arlington	7.9	2.1	no	3																							
Turffontein	2.3	1.2	no	2	Turffontein	1.7	1.1	yes	5	Turffontein	3.2	1.4	yes	8	Fairview	13.5	3.4	no	5	1,2&3 Totals For Week																						
Turffontein	3.5	1.8	no	3	Vaal	4.3	1.7	yes	3	Fairview	8.2	2.9	no	8	Greyville	39.5	7.6	no	7	Turffontein	8.5	2.1	yes	2	46																	
Turffontein	2.5	1.1	yes	7	Vaal	3	1.6	yes	5	Greyville	15.1	3.5	yes	8	Turffontein	8.5	2.1	yes	2																							
Vaal	2.7	1.3	no	2	Fairview	3.2	1.7	no	1	Turffontein	3.8	1.8	yes	4	Kenilworth	4.9	1.6	no	5	4986	1,2&3 Total to date				Week	130																
Vaal	6.4	2.1	no	4	Fairview	2.4	1.4	yes	2	Kenilworth	9.6	3.2	yes	6						38	Average per week																					
Vaal	4.6	1.8	yes	9	Fairview	3.4	1.5	no	3	Turffontein	3.5	2.2	yes	8																												
Fairview	2.6	1.5	yes	4	Greyville	1.9	1.4	yes	1	Clairwood	12.9	3.1	no	3																												
Fairview	2	1.7	no	6	Greyville	3.3	1.9	yes	4																																	
Fairview	1.7	1	no	7	Turffontein	2.8	1.5	yes	5																																	
Greyville	1.6	1.3	yes	2	Turffontein	4.4	2.5	no	6																																	
Turffontein	1.4	1	yes	3	Turffontein	4.4	2.1	yes	7																																	
Kenilworth	1.4	1	no	1	Kenilworth	5.4	1.9	no	8																																	
Kenilworth	2.9	1.6	no	2	Clairwood	2.8	1.2	yes	4																																	
Kenilworth	4.3	1.5	no	3	Clairwood	1.5	1.2	yes	7																																	
Kenilworth	2.3	1.1	no	4	Clairwood	5.1	2.1	no	9																																	
Kenilworth	2.9	1	yes	7																																						
Clairwood	1.8	1.1	no	1																																						
Clairwood	2.5	1.4	no	10																																						

Selection No. 1					Selection No. 2					Selection No. 3					Selection No. 4					Totals Data													Magic Grid™ Stats Start : September 2010				
Todays Track	Now Win	Now Place	Same Jock?	RACE	Todays Track	Now Win	Now Place	Same Jock?	RACE	Todays Track	Now Win	Now Place	Same Jock?	RACE	Todays Track	Now Win	Now Place	Same Jock?	RACE	Totals For Week	Sel 1	Sel 1	Sel 1	Sel 2	Sel 2	Sel 2	Sel 3	Sel 3	Sel 3	Sel 4	Sel 4	Sel 4					
																					1	yes	no	2	yes	no	3	yes	no	4	yes	no					
Kimberley	2.8	1.2	yes	3	Kimberley	1.9	1.3	yes	2	Kimberley	4.7	2	no	1	Kimberley	9.1	2.7	no	7	48	10	5	5	15	7	8	13	4	9	10	3	7					
Kimberley	1.6	1.2	no	5	Kimberley	2.9	1.4	yes	4	Kimberley	5.8	1.7	no	9	Kimberley	3.5	1.5	yes	8																		
Vaal	4.8	1.6	no	8	Vaal	1.9	1.8	no	4	Vaal	5.2	2	yes	2	Vaal	11	3.3	no	1	1,2&3 Totals For Week																	
Greyville	2.4	1.4	yes	8	Greyville	1	1	no	2	Vaal	5.3	1.9	no	3	Greyville	4.6	2.1	yes	2	38																	
Kenilworth	5	1.8	yes	5	Greyville	5.1	1.6	yes	5	Greyville	2.9	1.7	no	3	Kenilworth	19.1	2.4	no	2																		
Vaal	2.5	1.5	no	1	Greyville	5.6	1.9	no	6	Kenilworth	7.4	1.7	no	3	Kenilworth	6.7	2	no	7	5071	1,2&3 Total to date					Week	132										
Vaal	2.6	1.2	no	2	Greyville	10.5	3	yes	7	Vaal	5.1	1.8	no	3	Vaal	3.3	1.6	no	4	38	Average per week																
Vaal	2.2	1.2	yes	9	Kenilworth	1.9	1.3	no	1	Vaal	4	1.6	no	5	Vaal	5.1	2	no	6																		
Arlington	3.1	1	yes	6	Arlington	8.6	2.4	no	3	Vaal	8.2	3.4	no	8	Mauritius	2.4	1.2	no	5																		
Turffontein	1.3	1.2	no	9	Mauritius	2.2	1.5	no	2	Arlington	3	1.7	yes	4	Turffontein	12.8	2.9	yes	2																		
					Turffontein	1.3	1	yes	3	Mauritius	5.5	2.2	no	4						6128	1,2,3&4 Total to date																
					Turffontein	2.6	1.1	no	4	Turffontein	5.2	1.6	yes	6						46	Average per week																
					Mauritius	2.7	1.7	no	8	Turffontein	1.9	1.2	yes	11																							
					Turffontein	5.5	1.5	yes	8																												
					Turffontein	3.2	1.4	yes	10																												

Selection No. 1					Selection No. 2					Selection No. 3					Selection No. 4					Totals Data Magic Grid™ Stats Start : September 2010												
Todays Track	Now Win	Now Place	Same Jock?	RACE	Todays Track	Now Win	Now Place	Same Jock?	RACE	Todays Track	Now Win	Now Place	Same Jock?	RACE	Todays Track	Now Win	Now Place	Same Jock?	RACE	Totals For Week	Sel 1 yes	Sel 1 no	Sel 2 yes	Sel 2 no	Sel 3 yes	Sel 3 no	Sel 4 yes	Sel 4 no				
Kimberley	5.2	1.6	no	1	Kimberley	3.3	1.6	yes	3	Turffontein	1.8	1	no	1	Kimberley	13.8	3	no	2	62	22	7	15	24	11	13	9	2	7	7	4	3
Kimberley	9.7	3.1	no	4	Kimberley	3.2	1.5	yes	5	Turffontein	7.1	2.4	yes	2	Scottsville	6.8	1.9	no	4	1,2&3 Totals For Week												
Kimberley	1.9	1.2	no	6	Kimberley	4.7	1.8	yes	8	Turffontein	7.2	2.1	no	5	Scottsville	5.6	1.6	yes	5	55												
Scottsville	2.4	1.4	no	3	Scottsville	6.1	1.6	no	1	Durbanville	8.8	1.7	no	7	Turffontein	5.7	2.1	yes	3	5126		1,2&3 Total to date				Week 133						
Scottsville	2.2	1.4	no	7	Turffontein	5	2.1	yes	6	Vaal	3.8	1.4	no	4	Vaal	7.9	2.1	yes	2	39		Average per week										
Scottsville	1.8	1.2	no	8	Durbanville	2	1	no	2	Fairview	18.2	3	no	3	Mauritius	1.8	2.4	yes	6	6190		1,2,3&4 Total to date										
Turffontein	2.6	1	yes	8	Durbanville	8.7	2.9	yes	5	Greyville	9.8	2.6	no	6	Turffontein	5.1	1.9	no	9	47		Average per week										
Durbanville	1.9	1.2	yes	1	Durbanville	2.3	1	yes	6	Turffontein	2.2	1.4	no	10																		
Vaal	3.9	1.5	no	1	Durbanville	5.4	2.7	no	8	Borrowdale	4.1	1.6	yes	5																		
Vaal	2.4	2.2	no	9	Vaal	1.9	1.1	no	3																							
Fairview	3.3	1.4	no	1	Vaal	3	1.1	no	5																							
Greyville	5	1.3	yes	1	Fairview	4.1	1.5	no	2																							
Greyville	2.1	1.4	yes	9	Greyville	2.2	0	yes	2																							
Mauritius	2	1.5	no	1	Greyville	2	1	yes	3																							
Mauritius	5.2	1.9	no	4	Greyville	5.7	1.9	no	4																							
Mauritius	2.8	1.4	no	5	Greyville	8.1	2.5	yes	5																							
Mauritius	4.5	1.5	no	7	Greyville	3.6	1.6	no	8																							
Turffontein	4.2	1.8	no	3	Mauritius	25.5	4.1	no	3																							
Clairwood	1.7	1.3	no	1	Turffontein	1.5	1	no	2																							
Borrowdale	2.1	1.6	yes	3	Clairwood	1.2	1	yes	2																							
Borrowdale	1.2	1	yes	6	Borrowdale	6.4	1.6	no	2																							
Borrowdale	1.7	1	yes	7	Borrowdale	3.6	1.9	no	4																							
					Clairwood	1.2	1.1	no	6																							
					Clairwood	4.1	1.9	yes	9																							



click <http://horseracingtips.co.za> to go back to Home Page

Selection No. 1					Selection No. 2					Selection No. 3					Selection No. 4					Totals Data													Magic Grid™ Stats Start : September 2010													
Today's Track	Now Win	Now Place	Same Jock?	RACE	Today's Track	Now Win	Now Place	Same Jock?	RACE	Today's Track	Now Win	Now Place	Same Jock?	RACE	Today's Track	Now Win	Now Place	Same Jock?	RACE	Totals For Week	Sel 1	Sel 1	Sel 1	Sel 2	Sel 2	Sel 2	Sel 3	Sel 3	Sel 3	Sel 4	Sel 4	Sel 4	Sel 4													
																					1	yes	no	2	yes	no	3	yes	no	4	yes	no														
Clairwood	4.3	1.5	yes	1	Clairwood	2.3	1.5	yes	4	Kenilworth	1.6	0	yes	4	Clairwood	4.9	1.8	no	2	63	28	10	18	18	10	8	8	3	5	9	2	7														
Kenilworth	3.9	1.1	no	1	Kenilworth	3.5	1.6	yes	9	Clairwood	4.6	1.8	no	6	Clairwood	32	11.5	no	5	1,2&3 Totals For Week 54	5180		1,2&3 Total to date				Week 134																			
Kenilworth	2	1.3	yes	2	Scottsville	3.4	1.4	no	3	Kenilworth	3.8	1.9	no	6	Clairwood	4.9	2.7	no	8		39		Average per week																							
Kenilworth	2.1	1.4	no	3	Fairview	10.9	2.6	no	2	Clairwood	5	1.7	no	7	Scottsville	6.7	2	no	6	6253		1,2,3&4 Total to date																								
Kenilworth	4.8	1.5	no	5	Fairview	4.4	1.5	no	5	Turffontein	10.9	2.9	yes	6	Turffontein	11.2	3.1	no	5	47		Average per week																								
Kenilworth	6.1	1.9	yes	8	Mauritius	1.2	1.1	yes	2	Durbanville	3.2	1.5	yes	1	Turffontein	5.1	1.6	no	7	Week 09/04/2012 to 15/04/2012																										
Scottsville	2.9	1.3	yes	1	Mauritius	1.9	1.8	yes	3	Scottsville	2	1.1	no	3	Vaal	4.8	1.5	no	4	 <p>click http://horseracingtips.co.za to go back to Home Page</p>																										
Scottsville	1.3	1	yes	2	Mauritius	1.8	1.1	yes	4	Scottsville	3.6	1.3	no	4	Mauritius	3.6	1.1	yes	5																											
Scottsville	6.2	2	no	5	Kenilworth	3.2	1.4	no	2	Turffontein	7.9	2.1	yes	5																																
Turffontein	1.1	1	yes	1	Kenilworth	3	1	no	4																																					
Turffontein	2	1.2	no	3	Kenilworth	4.8	1.9	no	6																																					
Durbanville	3.6	1.5	no	3	Scottsville	2.1	1.5	yes	8																																					
Durbanville	6.5	2.1	no	5	Scottsville	3.4	1.3	no	9																																					
Vaal	1.5	1	no	1	Kenilworth	3.4	1.3	yes	8																																					
Vaal	3.8	1.3	no	3	Turffontein	3	1.4	yes	4																																					
Vaal	2	1.3	yes	5	Turffontein	1.7	1.5	yes	6																																					
Fairview	7	1.8	yes	1	Turffontein	1.6	1	yes	7																																					
Fairview	4.4	1.6	no	3	Turffontein	8.2	2.5	no	9																																					
Mauritius	2.7	1.1	no	6																																										
Mauritius	3.7	1.8	no	7																																										
Scottsville	4.8	2.3	yes	1																																										
Scottsville	3.7	1.5	no	2																																										
Scottsville	6.3	2.1	yes	5																																										
Scottsville	1.8	1.3	no	7																																										
Kenilworth	1.2	1	no	1																																										
Kenilworth	6.6	2.6	no	5																																										
Turffontein	2.4	1.3	no	1																																										
Turffontein	3.6	1.8	no	8																																										

Selection No. 1					Selection No. 2					Selection No. 3					Selection No. 4					Totals Data													Magic Grid™ Stats Start : September 2010												
Today's Track	Now Win	Now Place	Same Jock?	FACE	Today's Track	Now Win	Now Place	Same Jock?	FACE	Today's Track	Now Win	Now Place	Same Jock?	FACE	Today's Track	Now Win	Now Place	Same Jock?	FACE	Totals For Week	Sel 1 yes	Sel 1 no	Sel 2 yes	Sel 2 no	Sel 3 yes	Sel 3 no	Sel 4 yes	Sel 4 no																	
Vaal	2.7	1.7	yes	4	Kimberley	4.2	1.6	no	1	Kimberley	7	1.3	yes	3	Vaal	11.4	3.4	no	3	67	22	14	8	23	7	16	12	6	6	10	5	5													
Vaal	8.2	2.7	no	6	Kimberley	3.2	1.5	no	2	Vaal	4.5	1.1	yes	5	Greyville	1.9	1.1	no	2	1,2&3 Totals For Week 57																									
Greyville	3.8	1.7	no	1	Kimberley	2	1.6	no	7	Greyville	2.7	1.3	no	6	Turffontein	5.8	2.3	no	1																										
Greyville	4.2	2	no	3	Vaal	3.1	1.7	no	1	Greyville	3.1	1.7	yes	8	Turffontein	4.5	1.7	yes	2	5237 1,2&3 Total to date Week 135																									
Greyville	4.2	1.2	yes	4	Vaal	6.8	1.3	no	2	Arlington	3.2	1.5	yes	3	Kenilworth	22.6	4.2	no	1																										
Arlington	2.3	1.1	no	1	Vaal	6.5	1.9	no	7	Vaal	2.5	1.3	no	2	Mauritius	3.6	2.2	yes	6	39 Average per week																									
Vaal	2.8	1.4	yes	3	Vaal	6	2.1	yes	9	Fairview	4.6	1.4	no	4	Turffontein	13.2	3.7	yes	6																										
Vaal	5.2	1.6	yes	4	Greyville	2.4	1.5	no	5	Kenilworth	9.1	2.3	no	5	Kenilworth	4.9	1.9	yes	8	6320 1,2,3&4 Total to date Week 47																									
Vaal	7.6	3.3	yes	7	Greyville	1.5	1	no	7	Kenilworth	5.1	2	yes	7	Borrowdale	12.3	1.7	no	2																										
Fairview	2.2	1.4	no	1	Arlington	1.3	1.1	yes	2	Turffontein	10.5	2.7	yes	9	Borrowdale	12	3.1	yes	7	47 Average per week																									
Fairview	4.2	1.4	no	3	Vaal	2.5	1.7	yes	1	Clairwood	2.4	1.5	no	3																															
Mauritius	4.2	1.6	yes	2	Vaal	5.1	1.6	no	8	Borrowdale	2.5	1.2	no	3																															
Mauritius	7	2.1	yes	3	Fairview	3	2.1	no	5																																				
Mauritius	1.5	2	no	4	Fairview	4.2	1.9	no	7																																				
Turffontein	2.6	1.4	yes	3	Mauritius	7.6	2.2	yes	1																																				
Mauritius	3.2	2.7	yes	7	Kenilworth	3.9	1.3	no	2																																				
Mauritius	1.6	1.6	yes	8	Kenilworth	4.4	1.4	yes	3																																				
Turffontein	3.6	2.2	yes	5	Kenilworth	7.1	1.9	no	4																																				
Kenilworth	1.3	1	yes	6	Clairwood	5.4	2.1	no	1																																				
Borrowdale	1.8	1.2	yes	5	Clairwood	2.2	1	yes	2																																				
Clairwood	4.8	2.2	yes	8	Clairwood	1.8	1.3	no	4																																				
Clairwood	6.1	2.2	no	10	Clairwood	4.2	1.9	yes	6																																				
					Borrowdale	2.3	1	no	6																																				



click <http://horseracingtips.co.za> to go back to Home Page

Selection No. 1					Selection No. 2					Selection No. 3					Selection No. 4					Totals Data													Magic Grid™ Stats Start : September 2010			
Today's Track	Now Win	Now Place	Same Jock?	RACE	Today's Track	Now Win	Now Place	Same Jock?	RACE	Today's Track	Now Win	Now Place	Same Jock?	RACE	Today's Track	Now Win	Now Place	Same Jock?	RACE	Totals For Week	Sel 1	Sel 1 yes	Sel 1 no	Sel 2	Sel 2 yes	Sel 2 no	Sel 3	Sel 3 yes	Sel 3 no	Sel 4	Sel 4 yes	Sel 4 no				
Kimberley	1.5	1.2	yes	1	Kimberley	2.8	1.4	no	2	Greyville	2.1	1.1	no	2	Vaal	4.3	1.8	yes	8	54	22	14	8	14	6	8	14	6	8	4	1	3				
Kimberley	5.1	1.8	no	3	Kimberley	3.2	1.7	yes	6	Vaal	8.8	3.1	no	2	Arlington	13.9	3.6	no	5	1,2&3 Totals For Week	50	5287		1,2&3 Total to date		Week		136								
Kimberley	2.2	1.2	yes	8	Kimberley	7	2.6	yes	7	Arlington	6.7	1.8	yes	8	Mauritius	9.1	3.2	no	4			39		Average per week												
Vaal	4	1.6	no	1	Vaal	6.1	2.2	no	3	Turffontein	1.8	1.4	no	1	Kenilworth	14.8	4.4	no	2	6374		1,2,3&4 Total to date		Week		23/04/2012 to 29/04/2012										
Greyville	1.8	1.3	yes	4	Vaal	2.2	1.6	yes	6	Kenilworth	6	1.7	yes	4																						
Kenilworth	4.1	1.9	no	1	Greyville	2.1	1.2	no	3	Turffontein	6	1.7	yes	5																						
Kenilworth	1.2	1	yes	3	Greyville	4.9	1.6	no	5	Kenilworth	5.2	1.7	yes	6																						
Kenilworth	3.2	1.3	yes	6	Kenilworth	6.1	1.1	yes	4	Turffontein	3	1.6	no	7																						
Kenilworth	4.7	1.7	no	7	Vaal	4.4	1.9	no	9	Kenilworth	10.9	3.2	yes	8																						
Kenilworth	4.1	1	no	8	Arlington	2.5	1.5	no	1	Turffontein	2.4	1.2	yes	10																						
Vaal	5.4	2.1	yes	1	Mauritius	3.9	1.4	no	2	Clairwood	2.4	1.2	no	1																						
Vaal	2.6	1.6	yes	3	Turffontein	2	2	no	6	Clairwood	1.5	1.7	no	2																						
Vaal	2.6	1.6	no	7	Kenilworth	6.2	2.5	yes	5	Clairwood	2.8	1.7	no	6																						
Arlington	7.9	1.5	yes	2	Kenilworth	3.5	1.1	yes	9	Clairwood	3.3	1.8	no	8																						
Kenilworth	4.1	1.6	no	1																																
Turffontein	2.3	1.3	no	3																																
Mauritius	2.1	1.5	yes	6																																
Turffontein	2.1	1.5	yes	8																																
Clairwood	2.3	1.2	yes	3																																
Clairwood	3	1.3	yes	5																																
Clairwood	2	1.2	yes	7																																
Clairwood	2.9	1.5	yes	9																																



click <http://horseracingtips.co.za> to go back to Home Page

Selection No. 1					Selection No. 2					Selection No. 3					Selection No. 4					Totals Data		Magic Grid™ Stats Start : September 2010													
Today's Track	Now Win	Now Place	Same Jock?	RACE	Today's Track	Now Win	Now Place	Same Jock?	RACE	Today's Track	Now Win	Now Place	Same Jock?	RACE	Today's Track	Now Win	Now Place	Same Jock?	RACE	Totals For Week	Sel 1	Sel 1	Sel 1	Sel 2	Sel 2	Sel 2	Sel 3	Sel 3	Sel 3	Sel 4	Sel 4	Sel 4			
																					1	yes	no	2	yes	no	3	yes	no	4	yes	no			
Fairview	4.6	2	no	6	Fairview	3.6	1.5	yes	3	Fairview	2.5	1.4	no	1	Scottsville	9.4	2.4	no	1	57	16	6	10	18	10	8	12	6	6	11	3	8			
Turffontein	2.2	1.4	no	1	Fairview	2.6	1.4	no	4	Fairview	6.6	1.7	yes	7	Scottsville	5.9	1.7	no	8	1,2&3 Totals For Week 46															
Turffontein	1.9	1	yes	4	Scottsville	1.4	1.2	no	2	Vaal	2.3	1.3	yes	3	Kenilworth	3.6	1.5	yes	2																
Kenilworth	4.4	1.6	no	3	Scottsville	3.7	1.8	yes	3	Vaal	2.2	1.4	no	4	Kenilworth	2.9	1	yes	4	5333 1,2&3 Total to date Week 137															
Vaal	4.3	1.6	yes	1	Scottsville	5.9	2	yes	5	Vaal	7	2.3	yes	6	Kenilworth	5.9	1.4	no	6																
Vaal	5.1	1.6	no	7	Turffontein	1.3	1.1	no	3	Mauritius	2.9	1.3	no	1	Turffontein	3.7	1.5	no	3	39 Average per week															
Fairview	4	1	yes	1	Scottsville	3.1	1.3	yes	9	Borrowdale	4.8	1.4	yes	3	Turffontein	3.1	1.3	no	4																
Turffontein	3.9	1.8	no	1	Turffontein	7	2.1	yes	6	Greyville	2.2	1	yes	3	Turffontein	4.2	1.8	no	5	6431 1,2,3&4 Total to date Week 47 Average per week															
Mauritius	3.6	1.9	yes	4	Kenilworth	3.8	1.7	yes	5	Greyville	7.9	2.7	no	5	Turffontein	22.8	4.2	no	6																
Turffontein	2.4	1.4	yes	2	Fairview	3.1	1.6	no	7	Borrowdale	11	2.3	no	7	Greyville	1.7	1	yes	7	6431 1,2,3&4 Total to date Week 47 Average per week															
Borrowdale	1.9	1.7	yes	1	Mauritius	1.6	1.8	yes	2	Kenilworth	1.2	1.1	yes	6	Kenilworth	6.4	1.7	no	4																
Greyville	1.6	1.2	no	1	Mauritius	2.6	1.3	yes	3	Kenilworth	3.6	1.8	no	7																					
Mauritius	7.1	1.9	no	7	Mauritius	1.3	1.1	yes	6																										
Borrowdale	1.7	2.4	no	5	Mauritius	3.9	1.2	no	8																										
Kenilworth	1.8	1.2	no	2	Greyville	1.6	1.3	no	2																										
Kenilworth	4.1	1.6	no	9	Greyville	2	1.6	yes	9																										
					Kenilworth	1.4	1	no	1																										
					Kenilworth	3.8	1.7	no	8																										



click <http://horseracingtips.co.za> to go back to Home Page

Selection No. 1					Selection No. 2					Selection No. 3					Selection No. 4					Totals Data													Magic Grid™ Stats Start : September 2010							
Today's Track	Now Win	Now Place	Same Jock?	RACE	Today's Track	Now Win	Now Place	Same Jock?	RACE	Today's Track	Now Win	Now Place	Same Jock?	RACE	Today's Track	Now Win	Now Place	Same Jock?	RACE	Totals For Week	Sel 1	Sel 1	Sel 1	Sel 2	Sel 2	Sel 2	Sel 3	Sel 3	Sel 3	Sel 4	Sel 4	Sel 4								
																						1	yes	no	2	yes	no	3	yes	no	4	yes	no							
Kimberley	2.4	1.5	yes	1	Kimberley	8.6	3.1	yes	3	Kimberley	4.2	1.5	yes	9	Vaal	8	1.6	no	6	59	25	12	13	18	7	11	12	5	7	4	3	1								
Kimberley	4	1.6	yes	2	Kimberley	2.4	1.3	yes	8	Vaal	7.6	2.7	no	4	Greyville	8.1	2.2	yes	1	1,2&3 Totals For Week		55																		
Vaal	3.8	1.8	no	5	Scottsville	1.2	1.6	no	2	Scottsville	2.5	1.3	yes	8	Greyville	4.7	1.5	yes	8	5388		1,2&3 Total to date		Week		138														
Vaal	3	1.6	no	8	Scottsville	2.5	1.2	yes	3	Vaal	5.3	2.1	no	7	Greyville	4.9	1.7	yes	9	39		Average per week																		
Vaal	2.3	1.1	no	1	Scottsville	1.9	1.1	no	7	Fairview	10.5	2.6	yes	3						6490		1,2,3&4 Total to date																		
Vaal	2.2	1.4	no	4	Vaal	3.5	1.5	no	2	Turffontein	4.3	1.6	no	1						47		Average per week																		
Vaal	1.7	1.1	yes	5	Vaal	2.9	1.5	no	3	Turffontein	2.7	1.6	no	2						Week				07/05/2012 to 13/05/2012																
Fairview	4.1	2.5	no	7	Fairview	5.1	2	no	1	Mauritius	10.7	2.2	yes	3																										
Greyville	1.6	1.1	no	3	Greyville	2.5	1	no	2	Mauritius	3.7	0	yes	5																										
Greyville	2.1	1.5	yes	4	Mauritius	2	1.4	yes	4	Kenilworth	4.6	2	no	5																										
Mauritius	3.9	2	yes	1	Kenilworth	3.3	1.1	no	2	Kenilworth	13.8	3.9	no	7																										
Mauritius	2	1.6	yes	2	Turffontein	3.2	1.4	yes	6	Clairwood	4.7	1.5	no	6																										
Turffontein	8.8	2.7	no	3	Turffontein	3.4	1.6	no	7																															
Turffontein	2.8	1.1	no	5	Turffontein	3.9	1.5	no	10																															
Kenilworth	6.3	1.8	yes	3	Arlington	2.2	1.4	no	4																															
Mauritius	2.6	1.4	yes	7	Arlington	3.8	1.6	yes	6																															
Mauritius	3.6	1.4	yes	8	Clairwood	2.7	1.5	no	8																															
Kenilworth	4	1.7	no	8	Clairwood	2.6	1.4	yes	9																															
Clairwood	3.2	1.6	yes	3																																				
Arlington	5.1	2	yes	3																																				
Clairwood	5.1	1.8	no	4																																				
Arlington	4.9	2.5	no	5																																				
Clairwood	4.9	1.8	no	7																																				
Arlington	2.3	1.4	yes	7																																				
Arlington	2	1.1	no	9																																				



click <http://horseracingtips.co.za> to go back to Home Page

Selection No. 1					Selection No. 2					Selection No. 3					Selection No. 4					Totals Data													Magic Grid™ Stats Start : September 2010			
Track	Now Win	Now Place	Same Jock?	RACE	Track	Now Win	Now Place	Same Jock?	RACE	Track	Now Win	Now Place	Same Jock?	RACE	Track	Now Win	Now Place	Same Jock?	RACE	Totals For Week	Sel 1	Sel 1 yes	Sel 1 no	Sel 2	Sel 2 yes	Sel 2 no	Sel 3	Sel 3 yes	Sel 3 no	Sel 4	Sel 4 yes	Sel 4 no				
Kimberley	4.4	2	yes	3	Kimberley	3.5	1.5	no	2	Kimberley	3.8	1.5	no	1	Kimberley	6.5	2.2	yes	9	51	17	10	7	15	5	10	12	6	6	7	2	5				
Kimberley	2.4	1.2	no	7	Kimberley	3	1.7	no	4	Kenilworth	7.3	2.9	no	6	Kenilworth	6.5	2.5	yes	8	1,2&3 Totals For Week 44																
Kenilworth	3.3	1.9	yes	3	Kenilworth	1.6	1	no	1	Kenilworth	3.6	1.8	yes	9	Arlington	5.3	2.3	no	4																	
Vaal	1.3	1.2	no	2	Kenilworth	1.9	1.3	yes	2	Vaal	3.7	2	yes	5	Arlington	7.6	0	no	6																	
Vaal	2.2	1.5	yes	7	Kenilworth	1.7	1.2	yes	4	Vaal	4.2	2	no	8	Borrowdale	27	4.5	no	3																	
Arlington	3	1.9	no	2	Kenilworth	5.1	1.5	yes	5	Mauritius	9.3	2.4	yes	3	Clairwood	2.8	1.5	no	9																	
Arlington	4.5	1.8	yes	3	Vaal	3.2	1	no	4	Turffontein	3.4	1.6	no	3	Borrowdale	2.8	1.5	no	8	5432	1,2&3 Total to date				Week				139							
Arlington	5.5	1.8	no	5	Vaal	3.5	1.7	no	6	Mauritius	2.6	1.1	yes	5																						
Turffontein	4.3	1.7	yes	6	Arlington	7.7	2	no	7	Mauritius	2.4	1.1	no	8																						
Mauritius	2.9	1.5	yes	7	Mauritius	2.4	1.2	no	1	Clairwood	9	2.6	yes	4																						
Turffontein	2.3	1.4	yes	7	Mauritius	3.3	1.8	no	4	Clairwood	2.2	1.6	yes	5																						
Turffontein	1.8	1.3	no	8	Turffontein	2.1	1.5	no	5	Clairwood	6.4	3.1	no	8																						
Turffontein	1.7	1.2	no	10	Mauritius	1.7	1.1	yes	6																											
Clairwood	4.5	1.6	yes	1	Turffontein	2.5	1.1	no	9																											
Clairwood	4.1	1.3	yes	2	Borrowdale	3	3	yes	7																											
Clairwood	4.2	1.5	yes	3																																
Borrowdale	3.6	1.8	no	4																																
																				6541				1,2,3&4 Total to date												
																				47				Average per week												
																				Week				14/05/2012 to 20/05/2012												



click <http://horseracingtips.co.za> to go back to Home Page

Selection No. 1					Selection No. 2					Selection No. 3					Selection No. 4					Totals Data													Magic Grid™ Stats Start : September 2010			
Today's Track	Now Win	Now Place	Same Jock?	RACE	Today's Track	Now Win	Now Place	Same Jock?	RACE	Today's Track	Now Win	Now Place	Same Jock?	RACE	Today's Track	Now Win	Now Place	Same Jock?	RACE	Totals For Week	Sel 1	Sel 1 yes	Sel 1 no	Sel 2	Sel 2 yes	Sel 2 no	Sel 3	Sel 3 yes	Sel 3 no	Sel 4	Sel 4 yes	Sel 4 no				
Kimberley	4.7	1.9	no	9	Kimberley	2.2	1.2	yes	2	Vaal	5.8	2	no	2	Kimberley	1.8	1.2	no	1	64	17	5	12	20	10	10	21	5	16	6	4	2				
Vaal	1.7	1.1	no	1	Kimberley	6.6	2	no	4	Vaal	4.2	1.8	no	4	Greyville	15.7	2.7	yes	6	1,2&3 Totals For Week		58		5490		1,2&3 Total to date		Week		140						
Vaal	3.8	1.7	no	9	Kimberley	4.7	1.7	no	6	Vaal	4.5	2	yes	6	Durbanville	4.3	1.8	yes	6	39		Average per week		6605		1,2,3&4 Total to date		47		Average per week						
Greyville	1.7	1.1	yes	2	Kimberley	4.9	1.7	no	8	Vaal	7.8	2.5	yes	8	Vaal	5	2	yes	5	6605		1,2,3&4 Total to date		Week		21/05/2012 to 27/05/2012										
Greyville	4	1.5	yes	3	Vaal	5.8	1.6	no	5	Greyville	4.7	1.5	no	1	Arlington	11.8	1.8	no	2	47		Average per week														
Greyville	9.2	3.2	no	5	Greyville	2.5	1.2	yes	8	Vaal	3.2	1.8	no	2	Mauritius	2.5	1.1	yes	7																	
Greyville	4.3	2	no	7	Greyville	3.9	2	no	9	Vaal	4.1	1.7	no	8																						
Durbanville	3.3	1.3	no	1	Durbanville	2.4	1.1	no	5	Arlington	1.3	1.1	yes	1																						
Durbanville	1.5	1	yes	2	Durbanville	4.2	1.7	no	7	Arlington	4.7	1.7	no	4																						
Durbanville	3.4	1.6	no	3	Mauritius	3	1.6	yes	1	Arlington	6.3	2.7	no	7																						
Vaal	2.8	1.2	no	1	Scottsville	2.7	1.5	yes	1	Arlington	5.9	2.1	no	8																						
Vaal	6	2.3	no	6	Mauritius	2	1.2	yes	4	Turffontein	4	1.5	no	1																						
Mauritius	2.2	1.2	yes	2	Turffontein	1.9	1.1	no	2	Scottsville	3.6	1.4	yes	2																						
Mauritius	1.6	1	yes	3	Scottsville	4.2	2.4	yes	3	Mauritius	10	2.3	no	5																						
Scottsville	4.1	1.4	no	5	Mauritius	2.3	1.2	yes	8	Scottsville	7.9	1.9	no	4																						
Turffontein	1.8	1.2	no	5	Turffontein	2.2	1.4	no	10	Mauritius	5.7	2.4	no	6																						
Turffontein	4.4	1.6	no	6	Kenilworth	2.6	1.5	no	2	Scottsville	6.8	2.1	no	7																						
					Kenilworth	2.9	1.4	yes	3	Scottsville	6	1.7	yes	8																						
					Kenilworth	2.5	1.2	yes	5	Kenilworth	4.3	1.4	no	1																						
					Kenilworth	6.8	2.2	yes	8	Kenilworth	12.2	3.4	no	4																						
										Kenilworth	9.3	2.9	no	6																						



click <http://horseracingtips.co.za> to go back to Home Page

Selection No. 1					Selection No. 2					Selection No. 3					Selection No. 4					Totals Data													Magic Grid™ Stats Start : September 2010			
Todays Track	Now Win	Now Place	Same Jock?	RACE	Todays Track	Now Win	Now Place	Same Jock?	RACE	Todays Track	Now Win	Now Place	Same Jock?	RACE	Todays Track	Now Win	Now Place	Same Jock?	RACE	Totals For Week	Sel 1	Sel 1 yes	Sel 1 no	Sel 2	Sel 2 yes	Sel 2 no	Sel 3	Sel 3 yes	Sel 3 no	Sel 4	Sel 4 yes	Sel 4 no				
Fairview	22.5	5.8	no	7	Fairview	9.2	2.3	yes	1	Fairview	2	1	yes	2	Vaal	10.9	3.9	no	8	55	17	7	10	17	10	7	11	7	4	10	4	6				
Fairview	3.8	1.3	yes	8	Vaal	3.1	1	yes	4	Fairview	5.9	2.1	yes	4	Scottsville	34.2	5.1	no	2	1,2&3 Totals For Week		45														
Vaal	7.7	1.5	yes	3	Vaal	4.2	1.6	yes	7	Fairview	3.7	1.8	yes	6	Vaal	2	1.8	yes	4	5535 1,2&3 Total to date		Week 141														
Vaal	2.2	1.6	yes	6	Scottsville	1.9	1.3	yes	3	Scottsville	3.9	1.5	no	5	Fairview	20.1	3.6	no	6	39 Average per week																
Scottsville	2.9	1.7	no	1	Vaal	4.6	1.7	yes	2	Fairview	5.6	1.8	yes	2	Mauritius	2.7	1.5	no	1	6660 1,2,3&4 Total to date																
Scottsville	1.6	1.1	no	8	Vaal	4	1.8	yes	6	Fairview	6.8	2.1	no	3	Greyville	8.3	2.3	no	1	47 Average per week																
Vaal	3.8	2.6	no	4	Borrowdale	6.4	2.2	no	2	Mauritius	3.6	1.5	yes	4	Turffontein	3	1.7	no	1	Week 28/05/2012 to 03/06/2012																
Vaal	10.8	2.8	no	8	Borrowdale	2.3	0	yes	4	Mauritius	1.9	1.4	yes	6	Kenilworth	4.7	1.9	yes	6																	
Fairview	2.2	1.9	yes	1	Borrowdale	4.9	2.6	yes	5	Mauritius	3.1	1.7	yes	7	Turffontein	2.6	1.4	yes	8																	
Borrowdale	2.1	1.5	yes	1	Greyville	1.9	1.4	no	3	Borrowdale	2.4	1.5	no	7	Kenilworth	4.8	2.5	yes	9																	
Greyville	2.3	1.3	no	2	Greyville	4.8	1.2	no	4	Turffontein	4.9	1.9	no	6																						
Greyville	1.4	1.1	yes	7	Kenilworth	3.1	1.3	no	1																											
Greyville	1.9	1.5	no	8	Turffontein	7.1	2	no	2																											
Turffontein	1.3	1.1	yes	4	Kenilworth	4	1.5	no	2																											
Kenilworth	2.3	1.8	no	4	Turffontein	10	2.3	yes	3																											
Turffontein	2.6	1.6	no	7	Kenilworth	1.7	1	yes	5																											
Kenilworth	5.6	2.3	no	7	Kenilworth	26	4.3	no	8																											



click <http://horseracingtips.co.za> to go back to Home Page

Selection No. 1					Selection No. 2					Selection No. 3					Selection No. 4					Totals Data													Magic Grid™ Stats Start : September 2010									
Today's Track	Now Win	Now Place	Same Jock?	RACE	Today's Track	Now Win	Now Place	Same Jock?	RACE	Today's Track	Now Win	Now Place	Same Jock?	RACE	Today's Track	Now Win	Now Place	Same Jock?	RACE	Totals For Week	Sel 1	Sel 1	Sel 1	Sel 2	Sel 2	Sel 2	Sel 3	Sel 3	Sel 3	Sel 4	Sel 4	Sel 4										
																					1	yes	no	2	yes	no	3	yes	no	4	yes	no										
Kimberley	3.5	1.4	yes	2	Kimberley	11.3	3.2	yes	4	Clairwood	1.8	1.3	no	2	Kimberley	9.9	2.8	no	1	69	20	8	12	21	10	11	16	7	9	12	3	9										
Kimberley	2.4	1.3	yes	3	Kimberley	2.7	1.5	yes	6	Clairwood	5.4	2.4	yes	4	Vaal	13.2	2.6	no	3																							
Kimberley	8.2	2.2	no	7	Kimberley	3.8	2.1	yes	9	Clairwood	8.2	2.7	yes	6	Vaal	1.7	1.3	yes	4	1,2&3 Totals For Week																						
Vaal	1.9	1.2	yes	1	Vaal	1.5	1	yes	2	Vaal	3.4	1.5	no	5	Vaal	6.1	2	no	6	57																						
Vaal	3.5	1.6	no	4	Vaal	2.8	1.2	yes	3	Fairview	6.4	2.1	yes	4	Vaal	3.5	1.6	no	8																							
Vaal	1.7	1	no	6	Vaal	14.1	3.7	no	9	Fairview	4.5	1.8	yes	5	Greyville	3.5	1.9	no	8	5627	1,2&3 Total to date																					
Vaal	7.9	2.4	no	7	Clairwood	1.9	1.1	no	1	Greyville	1.9	1.3	no	1	Mauritius	51.2	8.9	no	2	Week	143																					
Clairwood	5.8	2.4	no	5	Clairwood	3.3	1.3	no	3	Greyville	1.8	1.2	no	4	Mauritius	10.6	2.1	yes	7	39	Average per week																					
Clairwood	3.9	1.3	yes	7	Clairwood	5.1	1.4	yes	8	Greyville	2.8	0	yes	6	Mauritius	7	2.1	yes	8																							
Vaal	10.8	2.2	no	1	Greyville	12.9	2.3	no	3	Mauritius	4	2.2	no	1	Turffontein	3.8	1.6	no	2	6773	1,2,3&4 Total to date																					
Fairview	3.9	1.4	yes	1	Mauritius	1.9	2.1	no	6	Mauritius	5.3	2	yes	3	Turffontein	2.7	1.4	no	4	47	Average per week																					
Fairview	4.3	1.4	no	3	Turffontein	12.6	2.9	yes	9	Mauritius	4.4	2.2	yes	5	Borrowdale	9.7	3	no	2																							
Greyville	4.5	1.8	yes	2	Kenilworth	2.7	1.4	yes	2	Turffontein	2.1	1.4	no	3																												
Greyville	4.3	1.7	no	5	Kenilworth	2.1	1.1	yes	3	Turffontein	3.3	1.4	no	6																												
Greyville	3.8	1.4	yes	9	Kenilworth	1.6	1.2	no	4	Kenilworth	7.1	2.9	no	7																												
Turffontein	4.9	2.1	no	7	Kenilworth	4	1.4	no	5	Borrowdale	3.2	2.1	no	5																												
Clairwood	3	1.4	no	4	Clairwood	4	1.6	no	1																																	
Clairwood	4.9	1.5	yes	7	Clairwood	5.4	1.5	no	2																																	
Borrowdale	1.5	1.8	no	1	Clairwood	4.4	1.2	no	3																																	
Borrowdale	3.6	1.4	no	4	Clairwood	2.5	1.6	yes	5																																	
					Clairwood	1.6	1.2	no	6																																	



click <http://horseracingtips.co.za> to go back to Home Page

Selection No. 1					Selection No. 2					Selection No. 3					Selection No. 4					Totals Data														Magic Grid™ Stats Start : September 2010
Today's Track	Now Win	Now Place	Same Jock?	RACE	Today's Track	Now Win	Now Place	Same Jock?	RACE	Today's Track	Now Win	Now Place	Same Jock?	RACE	Today's Track	Now Win	Now Place	Same Jock?	RACE	Totals For Week	Sel 1	Sel 1	Sel 1	Sel 2	Sel 2	Sel 2	Sel 3	Sel 3	Sel 3	Sel 4	Sel 4	Sel 4		
																					1	yes	no	2	yes	no	3	yes	no	4	yes	no		
Kimberley	3.1	1.5	yes	1	Kimberley	6.2	1.8	no	4	Kimberley	3.5	1.4	no	5	Kimberley	13.4	3.4	no	3	62	21	7	14	18	13	5	12	5	7	11	7	4		
Kimberley	2.9	1.4	yes	2	Kimberley	2.4	1.4	yes	7	Vaal	11.4	3.7	no	8	Scottsville	5.4	1.4	yes	2	1,2&3 Totals For Week	51	5678	1,2&3 Total to date	Week	144									
Kimberley	7	2.1	no	8	Vaal	2.3	1.2	no	2	Scottsville	2.2	1.6	yes	3	39	Average per week																		
Kimberley	3.8	1.5	no	9	Vaal	2.5	1	yes	3	Scottsville	9.2	2.4	no	7	Clairwood	3.2	1.5	yes	3	6835	1,2,3&4 Total to date	Week	18/06/2012 to 24/06/2012											
Vaal	7	2.6	no	4	Scottsville	7	2.8	yes	5	Vaal	5.9	1.7	no	6	Clairwood	8.8	2.4	yes	4															
Vaal	3.4	2	no	5	Scottsville	1.4	1.4	yes	6	Vaal	6	2	yes	7	Clairwood	5.8	1.7	yes	9	47	Average per week													
Scottsville	9.2	2.7	no	4	Vaal	3.3	1.7	yes	5	Mauritius	13.7	2.5	no	3																				
Vaal	4.4	2.1	yes	1	Arlington	2.9	1	yes	3	Mauritius	1.3	1.1	yes	6																				
Vaal	2.6	1.8	no	2	Mauritius	11.2	2.1	no	1	Turffontein	15.5	2.7	no	3																				
Vaal	3.3	1.7	yes	3	Mauritius	4.7	1.6	yes	4	Turffontein	16.5	3.2	no	4																				
Arlington	4.4	1.8	yes	2	Mauritius	2.8	2.3	yes	5	Kenilworth	2.4	1.2	yes	1																				
Arlington	3.7	2	no	4	Turffontein	3.5	1.4	no	2	Turffontein	5.3	2.6	yes	8																				
Arlington	3.4	1.6	yes	8	Kenilworth	2.3	1	yes	3																									
Greyville	1.5	1.1	no	1	Mauritius	3.4	1.3	yes	7																									
Greyville	6.3	1.9	yes	2	Turffontein	3.4	1.8	yes	6																									
Greyville	2	1.5	no	3	Turffontein	2.7	1.3	yes	10																									
Turffontein	2.4	1.2	no	1	Clairwood	3.5	1.4	no	2																									
Mauritius	3.8	2.3	no	8	Clairwood	2.8	2.6	yes	8																									
Kenilworth	7.8	2.1	no	9																														
Clairwood	1.3	1	no	1																														
Clairwood	2.8	1.5	no	5																														



click <http://horseracingtips.co.za> to go back to Home Page

Selection No. 1					Selection No. 2					Selection No. 3					Selection No. 4					Totals Data		Magic Grid™ Stats Start : September 2010															
Track	Now Win	Now Place	Same Jock?	FACE	Track	Now Win	Now Place	Same Jock?	FACE	Track	Now Win	Now Place	Same Jock?	FACE	Track	Now Win	Now Place	Same Jock?	FACE	Totals For Week	Sel 1	Sel 1 yes	Sel 1 no	Sel 2	Sel 2 yes	Sel 2 no	Sel 3	Sel 3 yes	Sel 3 no	Sel 4	Sel 4 yes	Sel 4 no					
Vaal	1.9	1.5	no	1	Vaal	7.1	2.3	no	7	Vaal	23.4	4	yes	2	Scottsville	3.7	1.5	no	6	45	10	4	6	10	5	5	14	6	8	11	1	10					
Scottsville	3.3	1.7	no	1	Vaal	4.3	1.6	no	8	Vaal	4.5	1.6	yes	4	Durbanville	7.1	2.1	no	2	1,2&3 Totals For Week	34	5712	1,2&3 Total to date	Week	145												
Durbanville	7.2	2.2	no	1	Vaal	3.9	1.4	yes	3	Scottsville	4.7	1.5	no	2	39	Average per week																					
Durbanville	2.9	1.5	yes	7	Mauritius	2	2	no	5	Scottsville	2	1.2	no	3	Turffontein	1.4	1.1	no	3	6880	1,2,3&4 Total to date	Week	25/06/2012 to 01/07/2012														
Vaal	4.9	1.9	no	4	Mauritius	1.4	1.4	yes	8	Durbanville	4	1.6	no	3	Turffontein	7.3	2.2	no	8					47	Average per week												
Arlington	3.6	1.6	no	1	Turffontein	4.7	1.7	yes	2	Durbanville	3.1	1.1	yes	4	Greyville	14.1	2.5	yes	5	6880	1,2,3&4 Total to date	Week	25/06/2012 to 01/07/2012														
Mauritius	6.6	2.1	no	9	Turffontein	9.5	3.8	yes	9	Vaal	21.1	3.4	no	1	Borrowdale	3.5	2	no	3					47	Average per week												
Greyville	7.4	2.1	yes	3	Greyville	3	1.3	no	1	Vaal	8	1.6	yes	2	Borrowdale	3.8	3.9	no	6	6880	1,2,3&4 Total to date	Week	25/06/2012 to 01/07/2012														
Borrowdale	1.7	0	yes	1	Greyville	4.3	1.7	yes	6	Vaal	14	4.2	no	9	Borrowdale	10.2	2.8	no	7					47	Average per week												
Borrowdale	3.7	2.4	yes	4	Greyville	11	2.3	no	8	Mauritius	2.2	1.9	no	3	Borrowdale	19	3.3	no	8	6880	1,2,3&4 Total to date	Week	25/06/2012 to 01/07/2012														
										Mauritius	5.2	1	yes	4	Greyville	19	3.3	no	9					47	Average per week												
										Mauritius	4.7	1.5	no	6																							
										Turffontein	6.3	1.8	yes	4																							
										Borrowdale	2.3	1	no	5																							



click <http://horseracingtips.co.za> to go back to Home Page

Selection No. 1					Selection No. 2					Selection No. 3					Selection No. 4					Totals Data													Magic Grid™ Stats Start : September 2010			
Track	Now Win	Now Place	Same Jock?	FACE	Track	Now Win	Now Place	Same Jock?	FACE	Track	Now Win	Now Place	Same Jock?	FACE	Track	Now Win	Now Place	Same Jock?	FACE	Totals For Week	Sel 1	Sel 1 yes	Sel 1 no	Sel 2	Sel 2 yes	Sel 2 no	Sel 3	Sel 3 yes	Sel 3 no	Sel 4	Sel 4 yes	Sel 4 no				
Scottsville	3.9	2	no	5	Fairview	7.4	1.6	yes	3	Fairview	2.8	1.2	no	1	Scottsville	5.2	1.7	yes	1	43	15	5	10	13	6	7	7	2	5	8	4	4				
Scottsville	2.5	1.3	yes	8	Fairview	5.2	1.5	no	7	Kenilworth	6.6	2.1	no	3	Scottsville	1.9	1.1	yes	2	1,2&3 Totals For Week 35	5778	1,2&3 Total to date	Week 147	39	Average per week											
Kenilworth	5.5	1.8	no	1	Scottsville	1.2	1.2	no	6	Vaal	9.8	3.3	no	4	Kenilworth	6.5	2.4	no	6																	
Kenilworth	4.1	1.9	yes	5	Kenilworth	2.1	1.3	no	4	Mauritius	2.5	1.2	no	1	Kenilworth	7.3	2.2	yes	7	6966	1,2,3&4 Total to date	Week	47	Average per week												
Vaal	7.6	2	yes	2	Mauritius	2.1	1	no	4	Clairwood	2.4	1.2	no	1	Vaal	2.5	1.3	no	1																	
Vaal	5	1.7	yes	3	Mauritius	1.7	1.2	yes	6	Borrowdale	2.6	1.8	yes	1	Vaal	3.9	1.5	yes	6	7	6966	1,2,3&4 Total to date	Week	47	Average per week											
Vaal	1.7	1.2	no	5	Mauritius	3.4	1.2	no	7	Turffontein	2.3	1.4	yes	5	Mauritius	4.1	1.5	no	3																	
Vaal	6.7	2	no	8	Clairwood	1.9	1.3	yes	3						Mauritius	3.1	1.8	no	5	7	6966	1,2,3&4 Total to date	Week	47	Average per week											
Mauritius	1.8	1.1	no	2	Clairwood	3.8	1.3	no	4																											
Borrowdale	4.8	1.2	no	3	Clairwood	1.8	1.3	yes	5											7	6966	1,2,3&4 Total to date	Week	47	Average per week											
Mauritius	2.6	1.7	no	8	Clairwood	2.1	1.4	yes	8																											
Borrowdale	3.9	1.6	no	6	Clairwood	4.8	2	yes	9											7	6966	1,2,3&4 Total to date	Week	47	Average per week											
Turffontein	10.1	2.9	yes	1	Turffontein	1.9	1.1	no	3																											
Turffontein	6.1	2.2	no	6																7	6966	1,2,3&4 Total to date	Week	47	Average per week											
Turffontein	2.8	1.3	no	7																																



[click http://horseracingtips.co.za](http://horseracingtips.co.za) to go back to Home Page

Selection No. 1					Selection No. 2					Selection No. 3					Selection No. 4					Totals Data													Magic Grid™ Stats Start : September 2010			
Today's Track	Now Win	Now Place	Same Jock?	RACE	Today's Track	Now Win	Now Place	Same Jock?	RACE	Today's Track	Now Win	Now Place	Same Jock?	RACE	Today's Track	Now Win	Now Place	Same Jock?	RACE	Totals For Week	Sel 1	Sel 1	Sel 1	Sel 2	Sel 2	Sel 2	Sel 3	Sel 3	Sel 3	Sel 4	Sel 4	Sel 4				
																					1	yes	no	2	yes	no	3	yes	no	4	yes	no				
Kimberley	1.8	1.2	yes	2	Kimberley	6.9	2.5	no	8	Kimberley	3	1.4	yes	1	Kimberley	3.8	1.7	no	4	58	21	7	14	18	4	14	16	6	10	3	1	2				
Kimberley	5.6	1.7	no	6	Durbanville	1.8	1.4	no	5	Kimberley	4.1	2.4	no	9	Scottsville	3.3	1.4	no	6	1,2&3 Totals For Week	55	5833		1,2&3 Total to date		Week		148								
Scottsville	1.7	1.5	no	3	Durbanville	3.1	1.9	no	8	Scottsville	2	1.3	no	1	Greyville	5.4	2	yes	5			39		Average per week												
Scottsville	5	1.5	yes	4	Durbanville	3.1	1.9	no	9	Durbanville	3.9	1.8	no	3																						
Scottsville	3.6	1.7	yes	5	Vaal	6.2	1.4	no	1	Vaal	12	3.2	no	9																						
Durbanville	3.8	1.3	no	1	Vaal	8	2.8	no	7	Arlington	1.6	1.2	no	4																						
Durbanville	6.1	1.8	no	2	Vaal	4.8	1.9	no	8	Greyville	8.1	2	yes	6																						
Durbanville	3.6	1.6	no	7	Arlington	3.9	1.5	no	2	Greyville	4.5	1.7	yes	8																						
Vaal	3.2	1.1	no	3	Greyville	1.7	1.2	no	1	Mauritius	6.5	1.7	no	5																						
Vaal	2.5	1.4	no	4	Greyville	3.9	1.5	no	2	Mauritius	1.5	1.1	no	6																						
Arlington	2.5	1.5	yes	1	Mauritius	2.8	1.3	no	2	Mauritius	4	1.5	yes	8																						
Arlington	3	1.6	yes	5	Mauritius	1.8	1.2	yes	3	Turffontein	3.7	1.9	no	2																						
Arlington	3.7	1.3	no	7	Mauritius	3.3	1.6	yes	7	Turffontein	9.5	2.5	yes	6																						
Greyville	3.3	1	no	3	Turffontein	4.4	1.6	yes	5	Scottsville	2	1.1	yes	2																						
Mauritius	6	1.7	no	4	Kenilworth	2.5	1	no	1	Scottsville	3.6	1.2	no	5																						
Turffontein	6.1	1.7	no	1	Turffontein	4	1.4	no	8	Scottsville	5	1.7	no	9																						
Turffontein	6.7	1.9	no	7	Scottsville	1.3	1.2	yes	3																											
Kenilworth	2	1.2	yes	2	Scottsville	3.8	1	no	4																											
Turffontein	4.5	1.8	no	9																																
Scottsville	2.3	1.4	yes	1																																
Scottsville	3	1.7	no	6																																



click <http://horseracingtips.co.za> to go back to Home Page

Selection No. 1					Selection No. 2					Selection No. 3					Selection No. 4					Totals Data													Magic Grid™ Stats Start : September 2010				
Today's Track	Now Win	Now Place	Same Jock?	RACE	Today's Track	Now Win	Now Place	Same Jock?	RACE	Today's Track	Now Win	Now Place	Same Jock?	RACE	Today's Track	Now Win	Now Place	Same Jock?	RACE	Totals For Week	Sel 1 yes	Sel 1 no	Sel 2 yes	Sel 2 no	Sel 3 yes	Sel 3 no	Sel 4 yes	Sel 4 no									
Fairview	3.8	1.8	no	6	Fairview	3.9	1.4	no	7	Kenilworth	3.7	1.3	no	4	Vaal	9.3	2.4	yes	7	65	22	7	15	19	3	16	12	6	6	12	5	7					
Vaal	5.3	2.3	no	3	Vaal	6.3	1.9	yes	2	Vaal	2.8	1.5	yes	4	Fairview	6.4	1.9	no	5	1,2&3 Totals For Week	53																
Vaal	4.4	1.8	no	6	Vaal	3.9	1.4	no	4	Vaal	5.5	2.1	no	5	Fairview	2.8	1.4	no	6	5886	1,2&3 Total to date		Week	149													
Kenilworth	1.8	1	no	1	Vaal	4.3	1.7	yes	5	Mauritius	2.9	1.4	yes	4	Mauritius	7.5	1.8	no	1	40	Average per week																
Kenilworth	3.3	1.5	no	3	Kenilworth	2.6	1.3	no	2	Mauritius	11.1	2.9	no	5	Mauritius	8.2	2.3	yes	3	7089	1,2,3&4 Total to date																
Kenilworth	1.9	1.4	no	5	Vaal	3.3	1.5	no	1	Kenilworth	5.7	1.9	no	3	Kenilworth	3.5	1.6	yes	4	48	Average per week																
Kenilworth	5.7	2	no	8	Vaal	3.7	1.6	no	3	Greyville	10	3.2	yes	11	Kenilworth	7.9	2.3	no	5																		
Vaal	11.1	3	no	2	Vaal	3.6	1.8	no	6	Turffontein	3.6	1.8	yes	3	Borrowdale	7.7	1.6	yes	2																		
Vaal	19.6	3.7	no	8	Vaal	2.3	1.4	no	7	Borrowdale	7.8	3.2	no	4	Borrowdale	2.9	1.4	no	3																		
Vaal	7.5	2.5	no	9	Mauritius	6.2	1.2	yes	2	Borrowdale	9.5	0	no	5	Turffontein	12.9	3.8	yes	6																		
Fairview	2	1.2	no	2	Mauritius	1.7	2.2	no	6	Borrowdale	4.4	1.7	yes	8	Turffontein	12.4	2.7	no	8																		
Fairview	2.3	1.3	no	4	Kenilworth	4.2	1.8	no	2	Turffontein	4.4	1.7	yes	9	Borrowdale	5.1	2.4	no	7																		
Fairview	12.5	2.8	yes	8	Kenilworth	29	6.9	no	6																												
Mauritius	5.5	1.7	no	7	Kenilworth	5.1	2	no	8																												
Mauritius	3.3	2.4	yes	8	Kenilworth	4.3	1.4	no	9																												
Greyville	1.7	0	yes	1	Greyville	2	1.4	no	9																												
Greyville	5.5	2.1	no	2	Greyville	2.4	1.3	no	12																												
Greyville	3.3	1.5	yes	5	Turffontein	11.1	3.1	no	1																												
Greyville	11.1	2.9	yes	8	Turffontein	2.1	1.3	no	5																												
Greyville	3.3	1.7	no	10																																	
Turffontein	2.7	1	yes	2																																	
Borrowdale	1.3	1.5	yes	6																																	



click <http://horseracingtips.co.za> to go back to Home Page

Selection No. 1					Selection No. 2					Selection No. 3					Selection No. 4					Totals Data													Magic Grid™ Stats Start : September 2010			
Track	Now Win	Now Place	Same Jock?	RACE	Track	Now Win	Now Place	Same Jock?	RACE	Track	Now Win	Now Place	Same Jock?	RACE	Track	Now Win	Now Place	Same Jock?	RACE	Totals For Week	Sel 1	Sel 1	Sel 1	Sel 2	Sel 2	Sel 2	Sel 3	Sel 3	Sel 3	Sel 4	Sel 4	Sel 4				
																						1	yes	no	2	yes	no	3	yes	no	4	yes	no			
Kimberley	5.3	1.9	no	9	Kimberley	5.6	1.9	no	7	Kimberley	2.4	1.2	no	1	Kimberley	3.5	1	no	3	56	14	5	9	15	7	8	16	5	11	11	2	9				
Clairwood	2.9	1	yes	2	Kimberley	4	1.6	yes	8	Kimberley	16.1	3.3	no	2	Kenilworth	32.8	7.1	no	5	1,2&3 Totals For Week	45	5931		1,2&3 Total to date				Week		150						
Clairwood	5.4	1.6	no	6	Kenilworth	2.1	1.2	no	2	Kenilworth	4.3	1.4	yes	3	Vaal	6.3	1.9	no	4			40		Average per week												
Vaal	2.4	1.3	no	2	Clairwood	1.5	1.1	no	3	Kenilworth	3	1.7	no	4	Arlington	3	1.4	no	3	7145		1,2,3&4 Total to date														
Arlington	2.1	1.2	yes	1	Clairwood	3.8	2	yes	4	Kenilworth	3.2	1.6	yes	7	Mauritius	10.4	2.8	no	3	48		Average per week														
Arlington	5.2	1.9	no	8	Clairwood	3.6	1.9	yes	7	Kenilworth	4.9	1.6	no	10	Mauritius	3.5	1.7	no	5	Week		30/07/2012 to 05/08/2012														
Mauritius	2.7	1.2	yes	1	Vaal	1.8	1.6	no	1	Clairwood	3.1	1.4	no	5	Kimberley	5.2	2.4	yes	1																	
Mauritius	5.4	1.6	yes	6	Vaal	2	1	yes	6	Clairwood	5.1	2	no	8	Kimberley	14	3.8	no	3																	
Clairwood	5.8	1.8	no	5	Vaal	4.4	1.4	yes	7	Vaal	3.2	1.4	no	5	Kimberley	4.7	1.5	yes	4																	
Kimberley	7.1	2.7	no	2	Arlington	7	2.8	no	4	Arlington	5.1	2.2	no	5	Kimberley	24.6	4.9	no	5																	
Kimberley	2.4	1.3	yes	8	Mauritius	3.3	1	no	8	Arlington	3.6	1.8	yes	7	Kimberley	5.3	2.1	no	6																	
Kimberley	5.4	2.1	no	9	Clairwood	2	1.2	yes	6	Arlington	2.7	1.4	yes	9																						
Turffontein	1.7	1.4	no	2	Turffontein	1.7	1.2	no	1	Mauritius	4.5	4	no	7																						
Turffontein	7.6	2.1	no	5	Turffontein	3.9	2	no	6	Clairwood	3.9	1.3	no	3																						
					Turffontein	3.8	1.7	yes	8	Clairwood	2.7	2.2	no	8																						
										Turffontein	3.6	1.5	yes	7																						



click <http://horseracingtips.co.za> to go back to Home Page

Selection No. 1					Selection No. 2					Selection No. 3					Selection No. 4					Totals Data														Magic Grid™ Stats Start : September 2010													
Track	Now Win	Now Place	Same Jock?	RACE	Track	Now Win	Now Place	Same Jock?	RACE	Track	Now Win	Now Place	Same Jock?	RACE	Track	Now Win	Now Place	Same Jock?	RACE	Totals For Week	Sel 1	Sel 1	Sel 1	Sel 2	Sel 2	Sel 2	Sel 3	Sel 3	Sel 3	Sel 4	Sel 4	Sel 4															
																					1	2	3	4	5	6	7	8	9	10	11	12															
Arlington	3.3	1.4	no	2	Arlington	2	1.1	no	3	Arlington	5.7	2	no	4	Arlington	6.5	1.8	yes	1	38	7	4	3	13	8	5	15	6	9	3	1	2															
Vaal	1.5	1.4	yes	3	Vaal	9	2.5	yes	4	Vaal	5.3	2	no	2	Arlington	6.5	2.7	no	6	1,2&3 Totals For Week 35	5966		1,2&3 Total to date		Week		151																				
Vaal	2.7	1.6	yes	5	Turffontein	1.5	1.1	no	1	Vaal	3.8	1.5	yes	6	Arlington	7.8	2.6	no	7		40		Average per week																								
Turffontein	2.1	1.5	no	6	Turffontein	2.6	1.6	no	3	Vaal	9.8	3.2	no	7	7183		1,2,3&4 Total to date																														
Mauritius	4.2	1.5	no	4	Arlington	2.6	1.2	no	1	Turffontein	3	1.4	yes	4	Arlington	6.6	2.1	yes	2		48		Average per week																								
Mauritius	2.5	2.6	yes	5	Arlington	1.5	1.1	yes	4	Arlington	3.7	1.6	yes	3	Mauritius	1.6	1.8	yes	6		Week		06/08/2012 to 12/08/2012																								
Mauritius	2.9	1.4	yes	7	Arlington	3.6	1.4	yes	8	Arlington	8.5	2.1	no	7	Mauritius	3.6	1.3	yes	8																												
					Mauritius	1.6	1.8	yes	6	Arlington	8.3	1.8	yes	2	Turffontein	2.1	1.2	no	4																												
					Mauritius	3.6	1.3	yes	8	Turffontein	4.8	1.9	no	2	Turffontein	3.2	1.5	yes	5																												
					Turffontein	2.1	1.2	no	4	Turffontein	3.3	1.7	no	6	Clairwood	1.3	1.3	yes	2																												
					Turffontein	3.2	1.5	yes	5	Turffontein	1.7	1.4	yes	7	Clairwood	2.4	1.7	yes	8																												
					Clairwood	1.3	1.3	yes	2	Turffontein	4.2	1.8	no	9	Clairwood																																
					Clairwood	2.4	1.7	yes	8	Clairwood	4.8	1.4	no	3	Clairwood																																
										Clairwood	2.6	1.5	no	7																																	



click <http://horseracingtips.co.za> to go back to Home Page

Selection No. 1					Selection No. 2					Selection No. 3					Selection No. 4					Totals Data													Magic Grid™ Stats Start : September 2010									
Track	Now Win	Now Place	Same Jock?	PACE	Track	Now Win	Now Place	Same Jock?	PACE	Track	Now Win	Now Place	Same Jock?	PACE	Track	Now Win	Now Place	Same Jock?	PACE	Totals For Week	Sel 1	Sel 1	Sel 1	Sel 2	Sel 2	Sel 2	Sel 3	Sel 3	Sel 3	Sel 4	Sel 4	Sel 4	Sel 4									
																						1	yes	no	2	yes	no	3	yes	no	4	yes	no									
Scottsville	3.2	1.5	no	4	Kimberley	1.9	1.4	no	4	Scottsville	2.3	1.9	no	5	Kimberley	4.7	1.7	yes	1	37	9	2	7	13	6	7	9	2	7	6	3	3										
Durbanville	2.1	1.7	no	1	Scottsville	1.4	1.2	yes	1	Durbanville	1.6	1	no	3	Kimberley	3.6	1.7	yes	5																							
Fairview	3.7	1.4	no	1	Scottsville	2.8	1.8	no	2	Durbanville	12.5	2.2	no	4	Vaal	3.6	2.2	no	9	1,2&3 Totals For Week																						
Kenilworth	4.1	1.5	yes	2	Scottsville	1.7	1.1	yes	3	Vaal	3.1	1.2	yes	1	Fairview	5.1	1.6	yes	6	31																						
Kenilworth	2.4	1.4	no	3	Scottsville	3	1.3	yes	8	Vaal	6.9	2.4	no	5	Fairview	8.7	2.9	no	7																							
Turffontein	1.6	1.2	no	6	Durbanville	1.7	1.4	no	2	Vaal	7.3	2.3	no	7	Turffontein	12.3	3.4	no	8																							
Turffontein	1.4	1.1	no	7	Vaal	2.3	1.6	yes	2	Fairview	4.7	1.4	no	2																												
Kenilworth	4	2	no	10	Vaal	4.9	1.9	no	8	Scottsville	4.2	1.3	no	1																												
Scottsville	1.5	1.1	yes	3	Fairview	5.1	2	yes	5	Scottsville	4.1	1.3	yes	7																												
					Kenilworth	5.2	2.2	no	4																																	
					Turffontein	1.5	1.1	no	1																																	
					Turffontein	5.7	1.7	no	5																																	
					Scottsville	2.6	1.1	yes	5																																	
																				5997	1,2&3 Total to date				Week	152																
																				39	Average per week																					
																				7220	1,2,3&4 Total to date																					
																				48	Average per week																					
																				Week	13/08/2012 to 19/08/2012																					





click <http://horseracingtips.co.za> to go back to Home Page

Selection No. 1					Selection No. 2					Selection No. 3					Selection No. 4					Totals Data													Magic Grid™ Stats Start : September 2010			
Today's Track	Now Win	Now Place	Same Jock?	RACE	Today's Track	Now Win	Now Place	Same Jock?	RACE	Today's Track	Now Win	Now Place	Same Jock?	RACE	Today's Track	Now Win	Now Place	Same Jock?	RACE	Totals For Week	Sel 1	Sel 1 yes	Sel 1 no	Sel 2	Sel 2 yes	Sel 2 no	Sel 3	Sel 3 yes	Sel 3 no	Sel 4	Sel 4 yes	Sel 4 no				
Kimberley	2.6	1.6	yes	2	Kimberley	2	1.7	yes	1	Durbanville	4.1	2.1	no	2	Kimberley	8.6	2.4	yes	7	42	15	7	8	12	5	7	8	3	5	7	2	5				
Scottsville	3.6	1.6	yes	2	Kimberley	1.7	1.2	yes	3	Vaal	8.9	2.2	yes	5	Kimberley	13.6	3	no	8	1,2&3 Totals For Week																
Scottsville	2.8	1.4	yes	3	Kimberley	3	1.3	no	5	Vaal	2.3	1	yes	6	Scottsville	6.7	2.2	no	4		35															
Scottsville	7.5	2.4	yes	5	Kimberley	2	1	no	6	Fairview	5.6	1.7	no	8	Vaal	12.3	2.5	no	8																	
Scottsville	4.5	1.3	no	7	Vaal	3.4	1.4	no	2	Mauritius	3.1	2.3	no	6	Kenilworth	9.3	2.8	yes	6																	
Durbanville	2.8	1.1	no	1	Mauritius	7.9	1.9	no	1	Vaal	4	1.9	no	8	Clairwood	4.6	1.6	no	8																	
Durbanville	2.6	1.5	no	7	Mauritius	5.3	1.5	no	2	Kenilworth	3.2	2.1	no	3	Clairwood	5.6	1.6	no	9	6032	1,2&3 Total to date											Week	153			
Fairview	3.7	1.5	yes	1	Mauritius	7.1	2.2	yes	4	Clairwood	1.4	1.1	yes	1																						
Fairview	1.7	1.3	no	2	Mauritius	2	1.2	yes	8																											
Mauritius	2.1	1.1	no	5	Vaal	5.2	2.1	no	7																											
Vaal	1.8	1.4	no	2	Kenilworth	1.3	1.4	no	3																											
Vaal	4.8	1.9	yes	4	Clairwood	1.7	1.1	yes	4																											
Clairwood	1.6	1.1	yes	2																																
Clairwood	3.9	1.8	no	5																																
Clairwood	1.8	1.2	no	6																																
																				7262		1,2,3&4 Total to date														
																				47		Average per week														
																				Week		20/08/2012 to 26/08/2012														



click <http://horseracingtips.co.za> to go back to Home Page

Selection No. 1					Selection No. 2					Selection No. 3					Selection No. 4					Totals Data													Magic Grid™ Stats Start : September 2010			
Today's Track	Now Win	Now Place	Same Jock?	RACE	Today's Track	Now Win	Now Place	Same Jock?	RACE	Today's Track	Now Win	Now Place	Same Jock?	RACE	Today's Track	Now Win	Now Place	Same Jock?	RACE	Totals For Week	Sel 1	Sel 1	Sel 1	Sel 2	Sel 2	Sel 2	Sel 3	Sel 3	Sel 3	Sel 4	Sel 4	Sel 4				
																					1	yes	no	2	yes	no	3	yes	no	4	yes	no				
Kimberley	3.2	1.4	no	5	Kimberley	2.6	1.1	no	3	Kimberley	3.3	1.3	no	1	Clairwood	8.7	1.7	yes	6	45	15	5	10	14	6	8	9	6	3	7	4	3				
Kimberley	2.8	1.5	no	8	Kimberley	4.1	1.8	no	4	Clairwood	3.3	1.6	yes	3	Vaal	11.8	4.6	no	6	1,2&3 Totals For Week 38																
Clairwood	7.9	3.5	no	9	Kimberley	4.3	1.7	yes	9	Clairwood	5.6	1.9	yes	5	Vaal	6.8	2.1	yes	7																	
Clairwood	3	1.6	no	10	Clairwood	2	1.4	no	2	Clairwood	5.6	2.2	yes	8	Fairview	4	1.9	yes	4	6070 1,2&3 Total to date 39 Average per week																
Vaal	3.4	1.4	yes	1	Clairwood	4.3	2.4	no	7	Kenilworth	4.8	1.9	yes	7	Fairview	10.1	3.2	yes	5																	
Vaal	4.7	2	no	2	Kenilworth	2.2	1.3	no	3	Vaal	12.3	2.8	no	5	Turffontein	8.1	2.1	no	5	7307 1,2,3&4 Total to date 47 Average per week																
Vaal	3.4	1.6	no	9	Vaal	3.2	1.6	no	4	Turffontein	5.5	1.5	no	1	Scottsville	6.5	1.9	no	2																	
Fairview	2.7	1.2	no	1	Fairview	7.1	2.3	yes	3	Scottsville	4.9	1.8	yes	3	Scottsville	2.4	1.2	yes	7	Week 27/08/2012 to 02/09/2012  click http://horseracingtips.co.za to go back to Home Page																
Turffontein	3.5	1.5	yes	3	Turffontein	4.6	1.6	yes	2	Scottsville	2.4	1.2	yes	7																						
Mauritius	5.1	1.8	yes	2	Turffontein	1.6	1.2	yes	6																											
Mauritius	1.5	1	no	3	Turffontein	2.2	1.6	no	9																											
Mauritius	2.5	1.3	yes	7	Mauritius	4.1	1.3	yes	4																											
Scottsville	3.2	1.5	yes	4	Mauritius	2.2	2.1	no	5																											
Scottsville	4.6	1.2	no	5	Mauritius	3.2	1.4	yes	6																											
Scottsville	2.1	1	no	6																																

Selection No. 1					Selection No. 2					Selection No. 3					Selection No. 4					Totals Data																					
					Magic Grid™ Stats Start : September 2010																																				
Today's Track	Now Win	Now Place	Same Jock?	RACE	Today's Track	Now Win	Now Place	Same Jock?	RACE	Today's Track	Now Win	Now Place	Same Jock?	RACE	Today's Track	Now Win	Now Place	Same Jock?	RACE	Totals For Week	Sel 1	Sel 1	Sel 1	Sel 2	Sel 2	Sel 2	Sel 3	Sel 3	Sel 3	Sel 4	Sel 4	Sel 4									
																						1	yes	no	2	yes	no	3	yes	no	4	yes	no								
Kimberley	4	1.5	yes	1	Kimberley	3.1	1.4	yes	2	Kimberley	11.6	3.2	no	4	Kenilworth	3.2	1.4	no	8	47	17	9	8	14	7	7	13	6	7	3	0	3									
Kimberley	2.1	1.5	yes	9	Kimberley	2	1.3	yes	3	Kenilworth	2.3	1.2	yes	4	Mauritius	4.6	1.5	no	2	1,2&3 Totals For Week 44	6114		1,2&3 Total to date		Week		155														
Clairwood	1.6	1.3	no	1	Kimberley	3.9	2.1	no	7	Kenilworth	2.9	1.3	yes	6	Turffontein	5.2	1.7	no	3		39		Average per week																		
Clairwood	7.5	4.8	yes	2	Kenilworth	2	1.3	yes	1	Arlington	2.9	1.5	no	2	Arlington	7.8	2.1	yes	7	7354		1,2,3&4 Total to date																			
Clairwood	2.2	1.3	yes	3	Kenilworth	3.3	1.4	no	2	Arlington	7.8	2.1	yes	7	Arlington	15	3.3	no	8	47		Average per week																			
Clairwood	9.4	2.3	no	4	Kenilworth	3.3	1.6	no	5	Arlington	15	3.3	no	8	Mauritius	10.6	2.6	no	1	Week		03/09/2012 to 09/09/2012																			
Clairwood	2.5	1	no	5	Arlington	4.1	1.5	no	1	Mauritius	10.6	2.6	no	1	Mauritius	2.8	1.4	yes	5	 <p>click http://horseracingtips.co.za to go back to Home Page</p>																					
Clairwood	1.8	1.2	yes	8	Arlington	2.4	1.7	yes	4	Mauritius	2.8	1.4	yes	5	Mauritius	3.1	1.7	no	7																						
Kenilworth	3.4	1.5	no	3	Arlington	2.6	1.7	no	5	Mauritius	3.1	1.7	no	7	Mauritius	7.5	2.1	yes	8																						
Kenilworth	4.6	1.5	no	7	Mauritius	2.2	1.3	yes	6	Mauritius	7.5	2.1	yes	8	Borrowdale	2.4	1.8	no	1																						
Mauritius	6.4	2	no	4	Kenilworth	4.3	1.8	yes	10	Borrowdale	2.4	1.8	no	1	Borrowdale	2	1.1	no	4																						
Kenilworth	2.8	1.6	yes	1	Turffontein	3.3	1.4	no	2	Borrowdale	2	1.1	no	4	Turffontein	9	2.9	yes	9																						
Kenilworth	2.3	1.4	yes	4	Borrowdale	2.6	2	no	6	Turffontein	9	2.9	yes	9																											
Kenilworth	4.2	2	yes	5	Turffontein	3.6	1.7	yes	8																																
Turffontein	1.9	1.1	yes	1																																					
Turffontein	1.5	1	no	4																																					
Borrowdale	2.9	0	no	7																																					

Selection No. 1					Selection No. 2					Selection No. 3					Selection No. 4					Totals Data		Magic Grid™ Stats Start : September 2010															
Today's Track	Now Win	Now Place	Same Jock?	RACE	Today's Track	Now Win	Now Place	Same Jock?	RACE	Today's Track	Now Win	Now Place	Same Jock?	RACE	Today's Track	Now Win	Now Place	Same Jock?	RACE	Totals For Week	Sel 1	Sel 1 yes	Sel 1 no	Sel 2	Sel 2 yes	Sel 2 no	Sel 3	Sel 3 yes	Sel 3 no	Sel 4	Sel 4 yes	Sel 4 no					
Vaal	4	1.8	no	1	Arlington	7.9	2.5	no	6	Vaal	2.4	1.3	yes	9	Arlington	2.9	1.6	yes	1	43	13	5	8	9	4	5	5	1	4	16	7	9					
Vaal	4.7	2.2	no	4	Scottsville	3.8	1.5	no	5	Vaal	3.9	1.6	no	5	Arlington	5.7	1.6	no	2	1,2&3 Totals For Week 27	6141	1,2&3 Total to date		Week 156													
Vaal	5.2	2	yes	7	Vaal	2.7	1.3	yes	6	Vaal	1.6	1.1	no	7	Scottsville	6.8	1.8	no	1			39	Average per week														
Scottsville	2.7	1.5	no	4	Kenilworth	2.7	1.4	yes	5	Kenilworth	3.7	2.2	no	2	Scottsville	5.9	1.6	yes	2	7397	1,2,3&4 Total to date																
Scottsville	5.2	1.9	yes	7	Kenilworth	2.4	1.4	yes	6	Scottsville	2	1.5	no	4	Scottsville	4.4	2	yes	3		47	Average per week															
Vaal	2.6	1	no	1	Kenilworth	2.1	1.5	no	7						Scottsville	12.1	3.1	no	6	Week 10/09/2012 to 16/09/2012																	
Vaal	2.4	1.1	yes	4	Turffontein	3.1	1.5	no	9						Scottsville	7.1	2.8	yes	9	XtraCash Horse Racing Selection Service																	
Vaal	3.3	1.3	yes	8	Scottsville	2.9	1.3	yes	7						Vaal	7.6	2.3	no	2		click http://horseracingtips.co.za to go back to Home Page																
Mauritius	1.6	1.3	no	6	Scottsville	2.6	1.7	no	9						Vaal	5.4	2.1	no	10																		
Turffontein	1.7	1.2	no	2											Mauritius	7	2.5	no	4																		
Turffontein	2.5	1.3	no	8											Mauritius	4.9	1.7	yes	7																		
Scottsville	1.6	1.2	no	1											Kenilworth	8.1	1.7	no	8																		
Scottsville	5.2	2.3	yes	8											Turffontein	8.6	2.9	no	5																		
															Scottsville	4.5	1.8	no	3																		
															Scottsville	6.1	2.2	yes	10																		

Selection No. 1					Selection No. 2					Selection No. 3					Selection No. 4					Totals Data Magic Grid™ Stats Start : September 2010												
Today's Track	Now Win	Now Place	Same Jock?	RACE	Today's Track	Now Win	Now Place	Same Jock?	RACE	Today's Track	Now Win	Now Place	Same Jock?	RACE	Today's Track	Now Win	Now Place	Same Jock?	RACE	Totals For Week	Sel 1	Sel 1	Sel 1	Sel 2	Sel 2	Sel 2	Sel 3	Sel 3	Sel 3	Sel 4	Sel 4	Sel 4
																					1	yes	no	2	yes	no	3	yes	no	4	yes	no
Vaal	6.8	2.4	no	1	Vaal	4.4	1.7	no	4	Vaal	2.5	1.3	no	3	Durbanville	9	2.5	yes	7	51	14	5	9	19	11	8	12	6	6	6	3	3
Vaal	1.5	1.4	no	6	Vaal	3.2	1.5	yes	9	Vaal	12.7	2.9	no	8	Vaal	6.9	1.8	no	4	1,2&3 Totals For Week	45	6186	1,2&3 Total to date	39	Average per week	7448	1,2,3&4 Total to date	47	Average per week	Week	17/09/2012 to 23/09/2012	
Vaal	3.8	1.2	no	7	Durbanville	1.5	1	no	2	Durbanville	7.7	2.4	no	9	Vaal	7.4	2	no	5													
Vaal	3.7	1.2	yes	1	Durbanville	2.9	1	yes	4	Vaal	1.8	1.3	yes	3	Vaal	9.5	1.7	yes	7	6186	1,2&3 Total to date	39	Average per week	7448	1,2,3&4 Total to date	47	Average per week	Week	17/09/2012 to 23/09/2012			
Vaal	1.9	1.3	no	2	Durbanville	2.8	1.5	no	5	Vaal	2.5	1.7	yes	8	Arlington	4.9	1.5	no	6													
Vaal	2.3	1.1	no	6	Arlington	5.1	1.3	yes	2	Arlington	5.1	2.2	no	3	Clairwood	5.4	2.3	yes	7	6186	1,2&3 Total to date	39	Average per week	7448	1,2,3&4 Total to date	47	Average per week	Week	17/09/2012 to 23/09/2012			
Mauritius	1.7	1.3	yes	3	Arlington	5.8	2	yes	5	Arlington	5.1	2.2	no	4																		
Mauritius	4.7	1.6	no	4	Mauritius	2.8	1.4	yes	2	Mauritius	2	1	yes	7																		
Vaal	5.9	2.3	no	1	Mauritius	2.2	1.4	yes	5	Vaal	4.6	1.4	yes	3																		
Scottsville	1.7	1	yes	2	Mauritius	2.9	1.1	no	6	Vaal	2.8	1	yes	4																		
Scottsville	1.7	1.1	no	3	Clairwood	3	1.7	yes	4	Borrowdale	6.7	2	no	1																		
Scottsville	3	1.4	no	4	Mauritius	2.1	1	yes	9	Borrowdale	2.1	1	yes	3																		
Scottsville	2.5	1.3	yes	7	Vaal	2.4	1.1	no	2																							
Borrowdale	1.8	1.4	yes	4	Vaal	3.1	1.7	no	6																							
					Scottsville	3.6	1.3	yes	1																							
					Scottsville	2	1.4	no	5																							
					Borrowdale	1.6	1.2	yes	2																							
					Scottsville	4.1	2	no	8																							
					Scottsville	3.6	1.9	yes	9																							



click <http://horseracingtips.co.za> to go back to Home Page

Selection No. 1				Selection No. 2				Selection No. 3				Selection No. 4				Totals Data												Magic Grid™ Stats Start : September 2010																					
Today's Track	Now Win	Now Place	Same Jock?	RACE	Today's Track	Now Win	Now Place	Same Jock?	RACE	Today's Track	Now Win	Now Place	Same Jock?	RACE	Today's Track	Now Win	Now Place	Same Jock?	RACE	Totals For Week	Sel 1	Sel 1	Sel 1	Sel 2	Sel 2	Sel 2	Sel 3	Sel 3	Sel 3	Sel 4	Sel 4	Sel 4																	
																					1	yes	no	2	yes	no	3	yes	no	4	yes	no																	
Kimberley	5.9	2.1	yes	4	Durbanville	2.2	1.2	no	5	Kimberley	5.6	1.7	no	1	Kimberley	7.7	2.1	yes	3	62	21	8	13	21	7	14	15	7	8	5	1	4																	
Durbanville	1.8	1.1	yes	1	Kimberley	6	2	no	7	Kimberley	2.1	1.5	no	2	Vaal	2.5	1.1	no	7																														
Durbanville	3	1.3	yes	6	Durbanville	3.7	1.7	yes	9	Kimberley	3.6	1.2	yes	9	Durbanville	5	2.2	no	8	1,2&3 Totals For Week																													
Kimberley	3.1	1.7	no	8	Vaal	1.7	1.2	no	1	Durbanville	5.3	1.7	yes	8	Vaal	1.8	1	no	1	57																													
Durbanville	3.2	1.4	no	7	Vaal	5.6	1.9	yes	5	Vaal	5.4	1.8	yes	4	Scottsville	10.8	2.2	no	2																														
Vaal	8.7	2	no	2	Durbanville	1.4	1	yes	1	Vaal	3	1.8	yes	10																																			
Vaal	1.5	1.1	yes	4	Durbanville	3.3	1.5	yes	2	Arlington	2.8	1.3	no	2																																			
Vaal	4.1	1.7	no	6	Durbanville	4.3	1.1	yes	3	Arlington	6.1	2.1	yes	4																																			
Durbanville	4.1	1.6	yes	7	Durbanville	3.1	1.5	no	6	Mauritius	3.4	1.4	no	4																																			
Durbanville	3.2	1.6	yes	9	Vaal	2.5	1	no	3	Turffontein	1.9	1.3	no	4																																			
Vaal	2.7	1.2	yes	8	Vaal	4.1	1.9	no	7	Turffontein	3.1	1.3	no	6																																			
Arlington	4.4	1.8	no	8	Vaal	6.5	1.8	no	9	Clairwood	1.8	1	no	5																																			
Mauritius	2.9	2.5	no	3	Arlington	6.1	1.7	no	6	Clairwood	4.9	1.9	yes	7																																			
Mauritius	4.5	2	no	5	Arlington	1.9	1.2	no	7	Turffontein	9.5	2.4	yes	10																																			
Mauritius	2.1	1.2	no	8	Mauritius	3.8	1.3	no	2	Scottsville	1.4	1.1	no	1																																			
Turffontein	1.5	1.2	no	1	Mauritius	2.4	1.2	no	6																																								
Turffontein	1.6	1	no	2	Turffontein	3.5	1.6	yes	5																																								
Turffontein	4.1	1.8	no	3	Turffontein	1.6	1.1	no	8																																								
Clairwood	4.4	2.1	no	1	Clairwood	7	1.6	no	3																																								
Clairwood	1.7	1.1	yes	6	Clairwood	1.9	1.1	no	4																																								
Scottsville	5.9	2	no	4	Scottsville	1.6	1.1	yes	6																																								
																				6243		1,2&3 Total to date				Week		158																					
																				40		Average per week																											
																				7510		1,2,3&4 Total to date																											
																				48		Average per week																											
																				Week		24/09/2012 to 30/09/2012																											




click <http://horseracingtips.co.za> to go back to Home Page


Selection No. 1					Selection No. 2					Selection No. 3					Selection No. 4					Totals Data													Magic Grid™ Stats Start : September 2010			
Track	Now Win	Now Place	Same Jock?	RACE	Track	Now Win	Now Place	Same Jock?	RACE	Track	Now Win	Now Place	Same Jock?	RACE	Track	Now Win	Now Place	Same Jock?	RACE	Totals For Week	Sel 1	Sel 1 yes	Sel 1 no	Sel 2	Sel 2 yes	Sel 2 no	Sel 3	Sel 3 yes	Sel 3 no	Sel 4	Sel 4 yes	Sel 4 no				
Kimberley	2	1.2	no	2	Kimberley	3.4	1.8	no	7	Kimberley	1.6	1.2	no	1	Kimberley	10.8	2.7	no	6	59	20	11	9	21	8	13	12	4	8	6	3	3				
Kimberley	6.6	1.7	yes	3	Vaal	2.3	1	yes	5	Kimberley	3.1	2.4	no	9	Kimberley	7.3	1.9	yes	8	1,2&3 Totals For Week 53																
Vaal	5.3	2.1	no	1	Vaal	2.5	1	no	6	Clairwood	1.7	0	yes	4	Durbanville	3.7	1.5	yes	8																	
Vaal	4.1	1.8	no	3	Vaal	2.8	1.8	no	7	Clairwood	8.5	1.5	yes	9	Borrowdale	1.8	2	no	1																	
Clairwood	4.3	1.8	yes	5	Clairwood	2.5	1.5	no	1	Arlington	7.9	2.8	no	1	Borrowdale	4.5	1.5	yes	4																	
Clairwood	2.3	1.3	no	8	Clairwood	1.2	1.1	yes	2	Mauritius	3.3	1.3	no	4	Clairwood	15.5	4.8	no	5																	
Vaal	3.8	1.7	yes	5	Clairwood	5.2	1.8	no	6	Mauritius	2.3	2.2	yes	6																						
Vaal	4.3	1.6	no	7	Clairwood	7.1	1.8	no	10	Durbanville	5.9	2.4	no	5																						
Vaal	1.7	1.2	yes	8	Vaal	1.8	1.3	no	1	Clairwood	1.9	1.1	yes	4																						
Arlington	5.2	2.2	yes	3	Vaal	1.5	1.4	no	2	Borrowdale	4.2	1.7	no	5																						
Arlington	3.8	1.8	yes	4	Vaal	4.2	1.5	no	4	Borrowdale	2.4	4	no	7																						
Mauritius	10.2	2.3	yes	2	Vaal	2.8	1.4	yes	6	Clairwood	9.2	3.4	no	7																						
Durbanville	3.7	1.4	yes	1	Vaal	3.2	1.7	yes	9																											
Durbanville	2.4	1.4	yes	6	Mauritius	7.1	1.7	yes	3																											
Durbanville	2.6	1.4	yes	7	Durbanville	1.8	1.3	yes	3																											
Durbanville	1.7	1.6	no	10	Turffontein	3.9	1.5	yes	1																											
Turffontein	3.9	1.6	no	4	Turffontein	3.5	1.3	no	3																											
Turffontein	7.2	2.2	no	5	Turffontein	4.5	1.8	no	8																											
Turffontein	7.5	2.2	no	7	Turffontein	1.7	1.6	no	9																											
Clairwood	6.5	1.6	yes	2	Clairwood	5.5	1.6	yes	1																											
					Borrowdale	13.2	2.3	no	6																											
																				6296		1,2&3 Total to date											Week		159	
																				40		Average per week														
																				7569		1,2,3&4 Total to date														
																				48		Average per week														
																				Week		01/10/2012 to 07/10/2012														



click <http://horseracingtips.co.za> to go back to Home Page

Selection No. 1					Selection No. 2					Selection No. 3					Selection No. 4					Totals Data													Magic Grid™ Stats Start : September 2010			
Track	Now Win	Now Place	Same Jock?	RACE	Track	Now Win	Now Place	Same Jock?	RACE	Track	Now Win	Now Place	Same Jock?	RACE	Track	Now Win	Now Place	Same Jock?	RACE	Totals For Week	Sel 1	Sel 1	Sel 1	Sel 2	Sel 2	Sel 2	Sel 3	Sel 3	Sel 3	Sel 4	Sel 4	Sel 4	Sel 4			
																						1	yes	no	2	yes	no	3	yes	no	4	yes	no			
Kimberley	6.6	2.9	no	2	Kimberley	2.8	1.4	yes	1	Kimberley	7.9	2.2	yes	5	Kimberley	6	1.8	yes	4	42	12	6	6	13	5	8	8	3	5	9	5	4				
Kimberley	3.8	1.4	no	3	Clairwood	2.2	1.1	yes	1	Clairwood	10.7	3.3	no	5	Kimberley	3.3	1.6	no	8	1,2&3 Totals For Week 33																
Clairwood	27.4	6	yes	6	Turffontein	3.2	1.7	no	1	Arlington	3.3	1.2	yes	9	Turffontein	4.2	1.2	no	2	6329 1,2&3 Total to date Week 160																
Clairwood	5.5	2.1	no	7	Turffontein	6.1	2.4	no	8	Mauritius	4.5	1.3	no	4	Turffontein	1.5	1.4	yes	3	40 Average per week																
Clairwood	2	1.2	no	8	Arlington	4.2	1.3	yes	2	Mauritius	4.6	1.3	no	5	Turffontein	17.2	3.7	no	7	7611 1,2,3&4 Total to date																
Clairwood	5.8	1.9	no	9	Arlington	3.8	1.8	no	5	Mauritius	3.9	2.9	no	6	Mauritius	11.7	2.4	no	3	48 Average per week																
Turffontein	1.3	1	no	4	Arlington	6.7	2.1	no	7	Turffontein	4.3	1.7	no	7	Mauritius	3.4	1.7	yes	8	Week 08/10/2012 to 14/10/2012																
Arlington	4.3	1.8	yes	3	Mauritius	1	1	no	2	Durbanville	9.5	2.1	yes	8	Turffontein	4.5	1.9	yes	3	 click http://horseracingtips.co.za to go back to Home Page																
Arlington	3	1.5	yes	4	Turffontein	2.4	1.3	no	1						Turffontein	2.8	1.4	yes	4																	
Mauritius	2	1.1	yes	7	Turffontein	1.7	1.1	yes	5																											
Durbanville	1.9	1.2	yes	3	Turffontein	1.7	1.1	yes	8																											
Durbanville	3.7	1.6	yes	6	Durbanville	2.2	1.3	no	2																											
					Durbanville	2.5	1.5	no	10																											

Selection No. 1					Selection No. 2					Selection No. 3					Selection No. 4					Totals Data													Magic Grid™ Stats Start : September 2010			
Track	Now Win	Now Place	Same Jock?	RACE	Track	Now Win	Now Place	Same Jock?	RACE	Track	Now Win	Now Place	Same Jock?	RACE	Track	Now Win	Now Place	Same Jock?	RACE	Totals For Week	Sel 1	Sel 1 yes	Sel 1 no	Sel 2	Sel 2 yes	Sel 2 no	Sel 3	Sel 3 yes	Sel 3 no	Sel 4	Sel 4 yes	Sel 4 no				
Kimberley	3.7	1.9	no	2	Kimberley	2.5	1.5	yes	6	Scottsville	5.3	1.8	yes	3	Kimberley	14.4	4.1	no	1	53	11	4	7	12	7	5	15	9	6	15	3	12				
Scottsville	5.9	1.6	no	1	Kimberley	4.2	1.9	yes	8	Turffontein	4.2	1.4	no	1	Kimberley	4.3	1.6	no	9	1,2&3 Totals For Week 38	6367	1,2&3 Total to date		Week 161												
Scottsville	2.6	1.3	no	2	Scottsville	5.9	2	no	10	Scottsville	4.8	1.4	no	4	40	Average per week																				
Scottsville	7.1	1.8	no	9	Turffontein	1.6	1	yes	3	Turffontein	4.4	2.3	no	8		Scottsville	7.3	3.7	no	6	7664	1,2,3&4 Total to date														
Durbanville	2.8	1.3	yes	5	Turffontein	4.7	1.4	yes	7	Durbanville	5.5	1.4	no	1	Scottsville	10.3	3.3	no	7	48		Average per week														
Mauritius	2.2	1.4	no	2	Durbanville	1.7	1.2	yes	2	Durbanville	3.1	1.3	yes	4	Scottsville	17.1	3.5	no	8		Week 15/10/2012 to 21/10/2012															
Mauritius	1.8	1.1	no	6	Durbanville	3.1	1.7	no	3	Turffontein	4.5	1.6	yes	1	Turffontein	3.1	1.4	yes	2	XtraCash Horse Racing Selection Service																
Mauritius	10.9	2.2	yes	7	Durbanville	2.9	1.4	no	9	Mauritius	7.3	1.6	yes	3	Turffontein	5.4	1.6	no	3		click http://horseracingtips.co.za to go back to Home Page															
Turffontein	2.2	1.2	yes	3	Turffontein	2.7	1.1	no	1	Mauritius	3.8	6.8	yes	5	Turffontein	2.6	1.4	no	4																	
Turffontein	2.1	1.1	yes	7	Turffontein	1.3	1.2	no	4	Mauritius	2.3	1.2	no	8	Turffontein	3.9	1.6	yes	7																	
Durbanville	3.3	1.4	no	1	Turffontein	2	1.2	yes	5	Durbanville	2.9	1.7	yes	6	Turffontein	7.1	2	yes	8																	
					Turffontein	2.3	1.6	yes	9	Durbanville	2.3	1.5	no	8	Durbanville	7.7	2	no	4																	
										Borrowdale	5.9	2.9	yes	5	Borrowdale	8.8	8.1	no	1																	
										Borrowdale	9.2	2.3	no	6	Borrowdale	3	1.5	no	2																	
										Borrowdale	7.9	3.5	yes	7	Borrowdale	5.1	2.6	no	4																	

Selection No. 1					Selection No. 2					Selection No. 3					Selection No. 4					Totals Data													Magic Grid™ Stats Start : September 2010			
Today's Track	Now Win	Now Place	Same Jock?	FACE	Today's Track	Now Win	Now Place	Same Jock?	FACE	Today's Track	Now Win	Now Place	Same Jock?	FACE	Today's Track	Now Win	Now Place	Same Jock?	FACE	Totals For Week	Sel 1	Sel 1	Sel 1	Sel 2	Sel 2	Sel 2	Sel 3	Sel 3	Sel 3	Sel 4	Sel 4	Sel 4				
																						1	yes	no	2	yes	no	3	yes	no	4	yes	no			
Scottsville	3.3	1.4	yes	3	Scottsville	1.2	1.1	yes	2	Scottsville	5.1	1.8	no	6	Scottsville	12.7	3.4	no	1	52	15	7	8	14	7	7	15	5	10	8	2	6				
Scottsville	9.1	1.9	no	4	Scottsville	2.5	1.5	no	10	Scottsville	5.6	1.6	no	8	Turffontein	18	5.8	no	5	1,2&3 Totals For Week	44	6411		1,2&3 Total to date		Week		162								
Scottsville	1.7	1	no	7	Turffontein	2	1.9	yes	2	Turffontein	3.8	1.3	yes	3	Durbanville	3.4	1.5	yes	5			40		Average per week												
Arlington	3.8	1.4	yes	5	Turffontein	5.2	1.9	no	9	Durbanville	5.7	1.4	yes	1	Durbanville	8.1	2.6	no	8	7716		1,2,3&4 Total to date														
Arlington	3.6	1.2	yes	9	Durbanville	3.1	1.3	yes	3	Durbanville	2.9	1.5	no	7	Vaal	4.6	1.7	no	6	48		Average per week														
Mauritius	3.4	1.2	no	7	Vaal	1.8	1.1	no	2	Vaal	4.3	1.4	no	3	Arlington	3.8	1.4	no	8	Week				22/10/2012 to 28/10/2012												
Turffontein	2.8	1	yes	5	Vaal	3.2	1.5	no	7	Vaal	2.6	1.7	no	5	Turffontein	4.9	1.9	no	7	 <p>click http://horseracingtips.co.za to go back to Home Page</p>																
Turffontein	1.9	1.2	no	6	Arlington	1.9	1.3	no	3	Arlington	5.4	2.2	no	1	Kenilworth	5	2.1	yes	9																	
Kenilworth	1.5	1.2	yes	1	Mauritius	2	1.2	yes	1	Arlington	3.1	1.4	no	7																						
Kenilworth	1.6	1	no	3	Mauritius	2.4	3.1	no	4	Turffontein	2.9	1.7	yes	1																						
Kenilworth	1.7	1.2	yes	5	Mauritius	2.9	1.5	yes	5	Turffontein	7.4	2.4	no	2																						
Kenilworth	2.9	1.7	no	6	Kenilworth	2.2	1.1	no	4	Turffontein	3	1.3	yes	3																						
Mauritius	3.6	1.1	no	2	Mauritius	2.2	1.2	yes	4	Turffontein	6.4	2.2	no	4																						
Mauritius	7.5	2.9	yes	3	Mauritius	2.7	1.2	yes	5	Turffontein	3.4	1.4	yes	8																						
Mauritius	4.4	1.5	no	7						Mauritius	2.4	1.5	no	1																						

Selection No. 1					Selection No. 2					Selection No. 3					Selection No. 4					Totals Data													Magic Grid™ Stats Start : September 2010			
Today's Track	Now Win	Now Place	Same Jock?	PLACE	Today's Track	Now Win	Now Place	Same Jock?	PLACE	Today's Track	Now Win	Now Place	Same Jock?	PLACE	Today's Track	Now Win	Now Place	Same Jock?	PLACE	Totals For Week	Sel 1	Sel 1	Sel 1	Sel 2	Sel 2	Sel 2	Sel 3	Sel 3	Sel 3	Sel 4	Sel 4	Sel 4				
																					1	yes	no	2	yes	no	3	yes	no	4	yes	no				
Vaal	1.8	1.2	no	4	Kimberley	4.5	1.4	yes	1	Kimberley	2.9	1.7	no	7	Kimberley	5.5	2.2	yes	2	59	12	0	12	26	10	16	13	6	7	8	4	4				
Vaal	2.4	1	no	6	Kimberley	4.3	1.9	yes	3	Kenilworth	15.4	3	no	1	Vaal	19.5	4.1	no	1	1,2&3 Totals For Week																
Vaal	4.9	1.5	no	5	Kimberley	3.2	1	no	4	Vaal	7.9	2.2	no	3	Arlington	6.2	2.1	no	3		51															
Vaal	1.7	1.4	no	9	Kimberley	6.2	1.7	no	6	Vaal	4.7	2.1	yes	7	Arlington	11.3	2.6	yes	8																	
Arlington	6.1	1.9	no	10	Vaal	2.3	1.3	yes	3	Mauritius	3.3	2	yes	7	Scottsville	5	2.1	no	4																	
Mauritius	2.2	1.4	no	1	Vaal	2.3	1.3	no	5	Scottsville	5.9	2	no	8	Turffontein	3.5	1.8	yes	2	6462	1,2&3 Total to date				Week				163							
Mauritius	1.9	1.3	no	3	Vaal	4.8	2.5	yes	8	Turffontein	3.6	1	yes	3	Turffontein	9.2	2.2	yes	10	40	Average per week															
Scottsville	2.3	1.5	no	6	Kenilworth	4.5	2	yes	7	Turffontein	3.3	1.4	yes	4	Kenilworth	11	3.3	no	9																	
Turffontein	5.3	1.7	no	1	Kenilworth	18.4	3.5	no	8	Scottsville	6.5	2	yes	10																						
Scottsville	3.1	1.5	no	9	Vaal	2	1.4	no	1	Borrowdale	2.9	1.2	no	3																						
Kenilworth	2.6	1.2	no	2	Vaal	7.1	2	yes	4	Kenilworth	4.5	2.1	yes	7																						
Borrowdale	1.6	1	no	1	Arlington	3.4	1.3	yes	2	Kenilworth	6.8	2.2	no	8																						
					Arlington	4.7	2	no	7	Borrowdale	2.4	2.1	no	7																						
					Mauritius	1.5	1.4	yes	2																											
					Mauritius	2.5	1.4	no	4																											
					Mauritius	3	1.2	no	5																											
					Mauritius	1.7	2.6	yes	6																											
					Mauritius	2.7	1.4	no	8																											
					Scottsville	6.1	2.5	yes	1																											
					Scottsville	1.9	1.2	no	3																											
					Scottsville	6.9	1.5	no	5																											
					Scottsville	15.4	3.1	no	5																											
					Turffontein	4.7	1.7	no	12																											
					Kenilworth	10.2	2.1	no	1																											
					Kenilworth	2.1	1.3	no	5																											
					Borrowdale	4.9	1.5	no	6																											




click <http://horseracingtips.co.za> to go back to Home Page

Selection No. 1					Selection No. 2					Selection No. 3					Selection No. 4					Totals Data													Magic Grid™ Stats Start : September 2010			
Today's Track	Now Win	Now Place	Same Jock?	PACE	Today's Track	Now Win	Now Place	Same Jock?	PACE	Today's Track	Now Win	Now Place	Same Jock?	PACE	Today's Track	Now Win	Now Place	Same Jock?	PACE	Totals For Week	Sel 1	Sel 1	Sel 1	Sel 2	Sel 2	Sel 2	Sel 3	Sel 3	Sel 3	Sel 4	Sel 4	Sel 4				
																					1	yes	no	2	yes	no	3	yes	no	4	yes	no				
Kimberley	10.6	2.2	yes	9	Kimberley	2.9	1.5	yes	1	Kenilworth	3.8	1.6	yes	2	Kimberley	6.2	2.3	no	3	61	11	5	6	24	10	14	13	7	6	13	5	8				
Vaal	3.7	1.6	no	1	Kimberley	3.2	1.8	no	6	Kenilworth	2.5	1.3	no	5	Kimberley	4.4	1.7	no	5	1,2&3 Totals For Week 48																
Vaal	3.2	1.5	no	6	Vaal	12.6	3.1	no	2	Kenilworth	8.9	2.1	yes	7	Vaal	7.4	2.3	yes	5		6510	1,2&3 Total to date													Week 164	
Fairview	2.5	1.5	yes	1	Vaal	4.9	1.9	yes	3	Vaal	7.5	2	no	1	Vaal	5.5	2.1	yes	7	40	Average per week															
Fairview	2.6	1.1	no	5	Vaal	4.1	1.5	no	4	Vaal	4.8	0	no	2	Vaal	2.2	1.4	yes	9																	
Mauritius	1.6	2.8	yes	8	Vaal	4.6	1.9	no	8	Vaal	5.9	1.7	yes	4	Kenilworth	8	2.1	no	3																	
Vaal	1.7	1.1	no	3	Kenilworth	1.9	1.1	yes	1	Fairview	4.9	1.7	yes	8	Kenilworth	6.3	2.5	yes	8																	
Vaal	2.9	1.4	yes	4	Kenilworth	2.5	1.3	yes	4	Mauritius	3.8	2.3	yes	5	Vaal	5.3	1.8	no	9																	
Kenilworth	1.4	1	no	3	Kenilworth	2.3	1.8	no	6	Kenilworth	3.2	1.3	no	5	Fairview	4.3	1.8	no	6																	
Scottsville	6	1.8	no	7	Vaal	2.7	1.4	no	3	Kenilworth	1.4	1.1	yes	7	Mauritius	9.5	1.7	no	7																	
Scottsville	4	2	yes	8	Vaal	3.7	1.6	yes	5	Scottsville	7.4	1.7	no	2	Vaal	5	1.9	no	2																	
					Vaal	1.5	1.1	no	6	Scottsville	5.7	1.8	yes	9	Kenilworth	27.3	4.9	yes	6	7836	1,2,3&4 Total to date															
					Vaal	2.3	1	no	7	Scottsville	2.3	1.1	no	10	Scottsville	6.4	2.1	no	6	48	Average per week															
					Fairview	7.2	2.1	no	7																											
					Mauritius	4.3	1.1	no	2																											
					Mauritius	2.2	2.2	yes	4																											
					Mauritius	6.1	1.9	no	6																											
					Vaal	2.3	1.9	yes	5																											
					Kenilworth	1.7	1.2	yes	1																											
					Kenilworth	2	1.5	yes	2																											
					Kenilworth	2	1	no	4																											
					Vaal	6.3	2.3	no	7																											
					Kenilworth	3.1	1.7	no	8																											
					Scottsville	2.8	1.3	yes	4																											
																				Week 05/11/2012 to 11/11/2012																



click <http://horseracingtips.co.za> to go back to Home Page

Selection No. 1					Selection No. 2					Selection No. 3					Selection No. 4					Totals Data													Magic Grid™ Stats Start : September 2010			
Today's Track	Now Win	Now Place	Same Jock?	FACE	Today's Track	Now Win	Now Place	Same Jock?	FACE	Today's Track	Now Win	Now Place	Same Jock?	FACE	Today's Track	Now Win	Now Place	Same Jock?	FACE	Totals For Week	Sel 1 yes	Sel 1 no	Sel 2 yes	Sel 2 no	Sel 3 yes	Sel 3 no	Sel 4 yes	Sel 4 no								
Fairview	5.6	2.1	no	6	Kenilworth	2.1	1.6	no	5	Fairview	2	1.2	no	2	Fairview	6.3	1.7	yes	1	60	17	6	11	16	8	8	13	7	6	14	5	9				
Kenilworth	1.7	1	no	1	Turffontein	1.3	1	yes	5	Fairview	1.2	1.4	yes	3	Fairview	3.7	2.1	yes	7	1,2&3 Totals For Week																
Turffontein	6.7	2.1	yes	8	Turffontein	3.2	1.7	yes	7	Kenilworth	3.3	0	no	4	Kenilworth	7.2	1.6	no	2	46																
Scottsville	3.8	1	no	7	Scottsville	4.1	1.3	no	3	Kenilworth	5.7	2.2	yes	6	Turffontein	9.6	2.2	no	1	6556	1,2&3 Total to date			Week	165											
Scottsville	6.2	1.7	yes	8	Scottsville	2.5	1	no	4	Turffontein	1.7	1	yes	3	Turffontein	3.2	1.4	no	4	40	Average per week															
Scottsville	1.9	1.2	no	10	Scottsville	2.8	1.3	yes	5	Scottsville	10.5	1.7	no	6	Vaal	2.7	1.5	no	6	7896	1,2,3&4 Total to date															
Vaal	3.9	1.6	no	2	Turffontein	2.2	1.5	no	5	Turffontein	2.1	1.3	no	1	Vaal	5.1	1.4	yes	7	48	Average per week															
Vaal	5.6	1.9	no	3	Mauritius	4.4	1.3	no	3	Mauritius	7	1.7	yes	4	Turffontein	7.9	2.3	yes	2	Week 12/11/2012 to 18/11/2012																
Vaal	5.4	1.9	no	5	Mauritius	1.9	1	yes	6	Scottsville	2	1.5	yes	2	Turffontein	6	1.8	no	3																	
Turffontein	3.8	1.4	yes	4	Scottsville	1.9	1.4	yes	6	Scottsville	3.3	1.4	yes	4	Scottsville	10.6	2.6	no	3	click http://horseracingtips.co.za to go back to Home Page																
Turffontein	10.1	2.5	no	6	Kenilworth	4.7	1.7	yes	1	Kenilworth	5.9	2.3	no	7	Kenilworth	4.7	2.6	yes	8																	
Mauritius	2.5	1.6	yes	5	Kenilworth	4.3	2.1	no	2	Borrowdale	1.6	1.4	yes	5	Kenilworth	13.9	3.1	no	9																	
Kenilworth	2.6	1.6	no	3	Kenilworth	2.3	1.2	no	4	Clairwood	4.4	1.6	no	9	Borrowdale	6.4	1.5	no	3																	
Kenilworth	5.3	2.8	no	5	Clairwood	2.9	1.2	yes	1						Clairwood	12.1	3.4	no	8																	
Clairwood	11.9	2.9	yes	3	Clairwood	3.5	1.1	no	2																											
Borrowdale	14.1	3.2	no	2	Clairwood	2.9	1.6	yes	10																											
Borrowdale	3.1	3	yes	4																																

Selection No. 1					Selection No. 2					Selection No. 3					Selection No. 4					Totals Data													Magic Grid™ Stats Start : September 2010			
Track	Now Win	Now Place	Same Jock?	RACE	Track	Now Win	Now Place	Same Jock?	RACE	Track	Now Win	Now Place	Same Jock?	RACE	Track	Now Win	Now Place	Same Jock?	RACE	Totals For Week	Sel 1	Sel 1 yes	Sel 1 no	Sel 2	Sel 2 yes	Sel 2 no	Sel 3	Sel 3 yes	Sel 3 no	Sel 4	Sel 4 yes	Sel 4 no				
Kimberley	5.9	1.8	no	4	Scottsville	1.3	1	no	3	Kimberley	4.6	1.8	no	1	Kimberley	4.1	1.8	no	6	75	24	11	13	25	12	13	13	4	9	13	6	7				
Kimberley	6.8	2.9	yes	7	Scottsville	1.8	1.2	no	6	Kimberley	3.5	1.7	no	8	Kimberley	3.1	1.5	yes	9	1,2&3 Totals For Week 62	6618	1,2&3 Total to date				Week 166										
Turffontein	3.1	1.1	yes	1	Scottsville	2.2	0	yes	7	Scottsville	1.6	1.1	no	1	Scottsville	5.9	1.9	yes	9			40	Average per week													
Turffontein	2.9	1.4	no	3	Turffontein	3.5	1.5	yes	2	Scottsville	8.8	2.1	yes	2	Vaal	6.8	2.3	yes	6	7971	1,2,3&4 Total to date															
Kenilworth	2.6	1.1	yes	3	Turffontein	2.8	1.7	no	4	Kenilworth	5.7	2.2	yes	7	Scottsville	4.9	1.7	no	5		48	Average per week														
Kenilworth	4.2	1.4	yes	4	Turffontein	3.3	1.6	no	5	Vaal	4	2.1	yes	4	Scottsville	5.1	1.4	no	7	Week 19/11/2012 to 25/11/2012																
Vaal	2	1.1	yes	8	Turffontein	1.4	1	yes	6	Scottsville	6.5	2.5	no	6	Mauritius	1.4	1.7	yes	1	7																
Scottsville	2.3	1.5	no	1	Turffontein	3.3	1	no	7	Scottsville	33.7	3.4	yes	8	Vaal	2.4	1.6	no	2																	
Scottsville	1.6	1.1	no	3	Kenilworth	2.3	1.5	yes	5	Fairview	5.5	2	no	4	Kenilworth	5	1.7	no	6																	
Scottsville	1.7	1.5	yes	4	Kenilworth	3.3	0	yes	6	Mauritius	13.9	3.9	no	2	Vaal	11.1	2.9	yes	9																	
Fairview	3.4	1.6	no	1	Vaal	3.8	1.9	no	1	Vaal	2.9	2.1	no	6	Clairwood	7.1	2.1	no	4																	
Fairview	2.2	1.3	no	2	Vaal	5.6	2.1	yes	5	Fairview	9.3	2.2	no	5	Fairview	17.4	5.7	no	6																	
Fairview	2.9	1.5	yes	8	Scottsville	2.6	1.3	no	2	Clairwood	5.7	1.9	no	5	Fairview	9.4	2.3	yes	7																	
Vaal	3.3	1.4	yes	1	Fairview	3.1	1.2	no	6																											
Vaal	1.4	1.4	no	5	Fairview	29.5	6.2	no	7																											
Vaal	3.6	1.7	yes	7	Mauritius	3.5	1.6	yes	7																											
Vaal	3.2	1.4	yes	8	Vaal	2.6	1.4	yes	3																											
Fairview	4.2	1.6	no	1	Vaal	2.9	1.5	no	4																											
Clairwood	4	1.5	no	1	Kenilworth	7.9	2.3	yes	2																											
Clairwood	3.1	1.5	no	3	Kenilworth	1.5	1.2	yes	3																											
Fairview	2.4	1.6	yes	4	Kenilworth	5.9	2.3	no	4																											
Clairwood	2.6	1.7	no	7	Kenilworth	1.7	1.2	yes	8																											
Fairview	1.9	1.2	no	8	Fairview	3.7	1.6	yes	2																											
Fairview	2.1	1.4	no	9	Fairview	9.7	2.6	no	3																											
					Clairwood	2.1	1.2	no	8																											




click <http://horseracingtips.co.za> to go back to Home Page

Selection No. 1					Selection No. 2					Selection No. 3					Selection No. 4					Totals Data																
					Magic Grid™ Stats Start : September 2010																															
Today's Track	Now Win	Now Place	Same Jock?	RACE	Today's Track	Now Win	Now Place	Same Jock?	RACE	Today's Track	Now Win	Now Place	Same Jock?	RACE	Today's Track	Now Win	Now Place	Same Jock?	RACE	Totals For Week	Sel 1	Sel 1	Sel 1	Sel 2	Sel 2	Sel 2	Sel 3	Sel 3	Sel 3	Sel 4	Sel 4	Sel 4				
																					1	yes	no	2	yes	no	3	yes	no	4	yes	no				
Kimberley	6.1	2.4	no	1	Kimberley	2.5	1.1	no	2	Vaal	1.7	1.1	yes	1	Vaal	4.3	1.3	no	3	74	24	12	12	28	12	16	13	2	11	9	3	6				
Kimberley	7.8	1.9	no	5	Kimberley	3.3	1.6	no	3	Vaal	4.4	1.3	no	4	Vaal	5.2	1.9	no	7	1,2&3 Totals For Week 65																
Kimberley	4.4	2	no	8	Kimberley	4.2	1.6	no	4	Kenilworth	2.3	1.6	no	2	Vaal	59.5	11.1	yes	2		6683	1,2&3 Total to date											Week 167			
Vaal	4.3	1.7	yes	2	Kimberley	2.8	1.5	no	6	Vaal	1.8	1.2	no	3	Mauritius	5.7	1.8	no	4	40	Average per week															
Vaal	1.4	1.3	yes	6	Kimberley	3	1.6	yes	9	Mauritius	7.9	2	no	7	Turffontein	2.6	1.3	yes	2																	
Kenilworth	2.7	1.7	yes	1	Vaal	4.2	1.6	no	5	Turffontein	3.4	1.5	no	1	Turffontein	9.1	2.2	yes	8																	
Kenilworth	3.9	1.3	yes	3	Kenilworth	2.2	1.2	yes	4	Turffontein	5.7	2.1	no	5	Mauritius	6.9	1.8	no	5	8045	1,2,3&4 Total to date															
Kenilworth	10.3	1.9	no	5	Kenilworth	4	1.3	no	7	Turffontein	4.4	1.9	no	11	Mauritius	3.1	5.4	no	8	48	Average per week															
Kenilworth	2.6	1.5	yes	8	Scottsville	3.9	1.5	yes	1	Mauritius	2.1	1.9	no	3	Clairwood	2.8	1.3	no	7																	
Scottsville	2.9	1.4	yes	3	Scottsville	1.2	1	yes	2	Mauritius	2.7	1.1	no	4																						
Scottsville	3.1	1.2	yes	4	Scottsville	4.4	2	no	6	Clairwood	1.9	1	yes	4																						
Scottsville	5	1.9	no	5	Vaal	2.2	1.3	yes	1	Borrowdale	11.6	3.2	no	6																						
Scottsville	3.6	1.5	yes	7	Vaal	4.4	1.8	no	4	Kenilworth	6.1	1.9	no	9																						
Vaal	2.1	1.6	no	7	Vaal	6.2	1.9	yes	8																											
Fairview	6.6	1.8	no	1	Fairview	2.5	1.7	no	3																											
Turffontein	2.3	1.1	no	3	Fairview	2.6	1.8	yes	6																											
Turffontein	1.9	1	yes	6	Fairview	7	1.7	no	7																											
Turffontein	5.8	2	no	10	Mauritius	3	1.1	no	2																											
Mauritius	2.2	1.6	no	1	Mauritius	2.1	1.9	no	3																											
Kenilworth	3.2	1.1	yes	1	Mauritius	4.2	2.3	no	5																											
Kenilworth	4.7	3	yes	3	Clairwood	2.5	1.3	yes	3																											
Borrowdale	3	1.5	yes	3	Kenilworth	2.2	1.5	no	2																											
Kenilworth	5.4	1.9	no	4	Mauritius	21.4	3.1	no	6																											
Clairwood	5	1.9	no	8	Clairwood	2.1	1.3	yes	5																											
					Borrowdale	3.3	1.4	yes	4																											
					Clairwood	1.5	1	yes	6																											
					Kenilworth	2.3	1	no	8																											
					Borrowdale	17.4	3.7	yes	7																											



click <http://horseracingtips.co.za> to go back to Home Page

Selection No. 1					Selection No. 2					Selection No. 3					Selection No. 4					Totals Data													Magic Grid™ Stats Start : September 2010									
Track	Now Win	Now Place	Same Jock?	FACE	Track	Now Win	Now Place	Same Jock?	FACE	Track	Now Win	Now Place	Same Jock?	FACE	Track	Now Win	Now Place	Same Jock?	FACE	Totals For Week	Sel 1	Sel 1 yes	Sel 1 no	Sel 2	Sel 2 yes	Sel 2 no	Sel 3	Sel 3 yes	Sel 3 no	Sel 4	Sel 4 yes	Sel 4 no										
Clairwood	3.3	1.5	no	4	Clairwood	2.3	1.2	yes	2	Clairwood	12.2	2.4	no	1	Clairwood	37.5	9.8	yes	8	47	14	7	7	14	8	6	9	4	5	10	6	4										
Turffontein	2.1	1.6	no	1	Clairwood	3	1.2	yes	3	Turffontein	2.4	1.3	yes	3	Turffontein	5.9	1.5	yes	5	1,2&3 Totals For Week 37																						
Turffontein	2.5	1.3	yes	9	Clairwood	1.7	1.3	yes	6	Turffontein	2.4	1.1	no	6	Turffontein	1.7	1	no	8																							
Kenilworth	3.4	1.7	no	5	Turffontein	4.9	1.6	no	2	Kenilworth	3.2	1	yes	2	Vaal	4.2	1.8	yes	4	6720 1,2&3 Total to date 40 Average per week																						
Kenilworth	3	1.9	yes	6	Turffontein	3.6	1.6	yes	7	Fairview	2.9	1.4	yes	1	Vaal	7.1	2.8	no	5																							
Kenilworth	1.8	1.2	no	7	Kenilworth	2.6	1.2	yes	3	Fairview	4.9	2.1	yes	4	Vaal	2.9	1.1	yes	6	8092 1,2,3&4 Total to date 48 Average per week																						
Vaal	2.4	1.3	yes	3	Turffontein	2.7	1.4	no	1	Turffontein	2.1	1.2	no	4	Fairview	5.5	2.2	no	8																							
Fairview	13.5	3.1	no	2	Turffontein	3.2	1.4	yes	6	Turffontein	6.5	2	no	8	Kenilworth	9.1	2.2	no	2	Week 03/12/2012 to 09/12/2012  click http://horseracingtips.co.za to go back to Home Page																						
Turffontein	1.6	0	no	2	Turffontein	8.7	2.6	no	7	Kenilworth	12.9	1.5	no	5	Kenilworth	3.1	1.6	yes	8																							
Turffontein	2.2	1.4	yes	3	Kenilworth	4.8	1.9	no	1						Clairwood	6.1	1.8	yes	1																							
Kenilworth	1.6	1.1	yes	3	Kenilworth	2.5	1.5	no	4																																	
Kenilworth	1.8	1.2	yes	7	Kenilworth	2.3	1.4	no	9																																	
Kenilworth	6	3.8	yes	10	Clairwood	3.2	1.2	yes	3																																	
Clairwood	1.3	1	no	2	Clairwood	1.6	1.1	yes	6																																	

Selection No. 1				Selection No. 2				Selection No. 3				Selection No. 4				Totals Data													Magic Grid™ Stats Start : September 2010												
Today's Track	Now Win	Now Place	Same Jock?	RACE	Today's Track	Now Win	Now Place	Same Jock?	RACE	Today's Track	Now Win	Now Place	Same Jock?	RACE	Today's Track	Now Win	Now Place	Same Jock?	RACE	Totals For Week	Sel 1	Sel 1	Sel 1	Sel 2	Sel 2	Sel 2	Sel 3	Sel 3	Sel 3	Sel 4	Sel 4	Sel 4									
																						1	yes	no	2	yes	no	3	yes	no	4	yes	no								
Kimberley	2.5	1.5	no	4	Kimberley	3.4	1.6	no	7	Kimberley	4.6	1.7	yes	2	Kimberley	6.6	2.1	yes	9	50	19	9	10	13	3	10	15	5	10	3	2	1									
Kimberley	2	1.4	yes	5	Vaal	3.4	1.4	no	2	Kimberley	2.4	1.2	no	6	Vaal	9.5	3	yes	9	1,2&3 Totals For Week 47	6767		1,2&3 Total to date					Week		169											
Kimberley	3	1.7	no	8	Vaal	3.6	1.5	no	8	Vaal	8.6	2.7	no	4	Borrowdale	9.2	2.4	no	5		40		Average per week																		
Vaal	4	1.4	yes	1	Kenilworth	2.3	1.3	no	1	Vaal	3.3	1.8	no	6																											
Kenilworth	1.3	1.5	yes	2	Kenilworth	1.5	1	yes	6	Kenilworth	2	1	yes	3																											
Kenilworth	2	1.3	yes	5	Fairview	8.6	2.9	no	1	Vaal	1.8	1.4	yes	3																											
Kenilworth	10.4	3.3	yes	7	Clairwood	1.4	1	no	3	Vaal	2	1.2	yes	6																											
Kenilworth	2.1	1.3	no	8	Kenilworth	9.4	3	no	4	Fairview	17.8	2.7	yes	3																											
Fairview	5	1.8	no	5	Borrowdale	13.7	3.1	yes	4	Fairview	4.7	2.1	no	6																											
Fairview	9.5	2.4	yes	7	Kenilworth	2.8	1.6	no	5	Clairwood	2.4	1.3	no	1																											
Clairwood	2.7	1.2	no	2	Kenilworth	3.6	2.2	yes	8	Borrowdale	4.8	3.8	no	1																											
Borrowdale	2.6	0	yes	2	Turffontein	1.7	1.2	no	1	Clairwood	4.9	1.6	no	4																											
Kenilworth	5.5	2.1	no	2	Turffontein	2.8	1.4	no	2	Kenilworth	2.3	1.2	no	3																											
Clairwood	3.4	1.3	no	7						Kenilworth	5.8	2.4	no	6																											
Clairwood	3.4	1.5	no	8						Turffontein	8	2.9	no	5																											
Clairwood	3.4	1.4	yes	10																																					
Turffontein	1.5	1.2	yes	4																																					
Turffontein	3.5	1.9	no	7																																					
Turffontein	4.4	1.8	no	9																																					



Selection No. 1					Selection No. 2					Selection No. 3					Selection No. 4					Totals Data													Magic Grid™ Stats Start : September 2010			
Today's Track	Now Win	Now Place	Same Jock?	RACE	Today's Track	Now Win	Now Place	Same Jock?	RACE	Today's Track	Now Win	Now Place	Same Jock?	RACE	Today's Track	Now Win	Now Place	Same Jock?	RACE	Totals For Week	Sel 1	Sel 1 yes	Sel 1 no	Sel 2	Sel 2 yes	Sel 2 no	Sel 3	Sel 3 yes	Sel 3 no	Sel 4	Sel 4 yes	Sel 4 no				
Kenilworth	6.6	2.1	yes	5	Kenilworth	1.4	1	no	1	Kenilworth	3.6	1.8	no	4	Kenilworth	6.7	2.1	no	3	55	15	8	7	16	7	9	18	8	10	6	2	4				
Kenilworth	2.1	1.7	no	6	Clairwood	11	2.4	yes	1	Kenilworth	5.1	1.7	no	7	Clairwood	3.2	1.4	yes	4	1,2&3 Totals For Week 49																
Kenilworth	3.1	1.2	yes	8	Clairwood	2.1	1.2	no	3	Turffontein	4.9	1.6	yes	1	Clairwood	4.2	1.9	no	5																	
Clairwood	1.6	1	no	2	Clairwood	5.1	1.6	yes	9	Turffontein	1.6	1	yes	5	Clairwood	17.1	4	no	8																	
Clairwood	3.9	1.9	yes	6	Turffontein	2.8	1.3	yes	4	Kenilworth	6.6	1.9	no	4	Fairview	4.8	1.6	yes	7																	
Kenilworth	2.3	1.4	no	1	Turffontein	1.5	1	no	7	Vaal	7.3	1.8	no	1	Kenilworth	3.1	1.4	no	5	6816	1,2&3 Total to date				Week	170										
Kenilworth	2.8	1.3	yes	3	Kenilworth	1.3	0	yes	2	Vaal	1.5	1	yes	4		40	Average per week																			
Kenilworth	3.8	1.4	yes	7	Kenilworth	3	1.3	yes	5	Vaal	1.6	1.1	yes	6		8197	1,2,3&4 Total to date																			
Kenilworth	2.5	1.3	yes	8	Vaal	3.4	1.7	yes	5	Fairview	3.3	1.9	no	5		48	Average per week																			
Vaal	1.7	1.3	no	3	Vaal	14.2	3	no	7	Clairwood	8.5	1.9	no	1		Week 17/12/2012 to 23/12/2012																				
Vaal	2.5	1.4	no	9	Clairwood	3.5	1.3	no	2	Clairwood	9.1	2.5	yes	6																						
Fairview	5.7	1.7	no	3	Clairwood	3	2	no	5	Clairwood	1.6	2.1	yes	7																						
Fairview	3.3	1.4	yes	4	Kenilworth	4.2	1.3	no	1	Kenilworth	5.6	1.8	no	2																						
Turffontein	1.7	1.2	no	5	Kenilworth	4.8	2	no	3	Turffontein	3.3	1.4	no	1																						
Turffontein	7.6	2.6	yes	8	Kenilworth	5.2	2.2	no	4	Turffontein	4.1	1.8	no	2																						
					Kenilworth	2	1.2	yes	7	Turffontein	9.5	2.3	yes	3																						
										Turffontein	5.4	1.5	yes	4																						
										Turffontein	2.7	1.5	no	6																						



click <http://horseracingtips.co.za> to go back to Home Page

Selection No. 1					Selection No. 2					Selection No. 3					Selection No. 4					Totals Data														Magic Grid™ Stats Start : September 2010
Today's Track	Now Win	Now Place	Same Jock?	RACE	Today's Track	Now Win	Now Place	Same Jock?	RACE	Today's Track	Now Win	Now Place	Same Jock?	RACE	Today's Track	Now Win	Now Place	Same Jock?	RACE	Totals For Week	Sel 1	Sel 1	Sel 1	Sel 2	Sel 2	Sel 2	Sel 3	Sel 3	Sel 3	Sel 4	Sel 4	Sel 4		
																					1	yes	no	2	yes	no	3	yes	no	4	yes	no		
Clairwood	1.8	1	yes	6	Vaal	3.7	1.3	yes	7	Vaal	1.7	1	no	1	Vaal	22.4	3.4	no	3	44	10	4	6	13	4	9	17	10	7	4	1	3		
Clairwood	2.7	1.6	no	9	Vaal	4.8	1.8	no	6	Vaal	10.5	2.4	yes	4	Clairwood	7.5	1.8	no	1															
Vaal	4.4	1.7	no	7	Vaal	3.6	2.5	no	8	Vaal	5.9	1.9	no	5	Clairwood	3.1	1.9	no	5	1,2&3 Totals For Week														
Fairview	4.7	1.9	no	8	Fairview	3.3	1.4	no	3	Vaal	3.3	1.7	yes	6	Kenilworth	3.2	1.3	yes	8	40														
Turffontein	3.6	1.3	no	1	Fairview	1.9	1.2	no	4	Clairwood	4.8	1.9	yes	4						6856 1,2&3 Total to date														
Turffontein	2	1.8	yes	9	Kenilworth	8.5	1.3	yes	1	Vaal	2.6	1.4	no	2						40 Average per week														
Kenilworth	6.3	2	no	5	Turffontein	6.4	1.6	no	4	Vaal	10.5	3.4	no	3						8241 1,2,3&4 Total to date														
Kenilworth	1.8	1.1	yes	6	Turffontein	6.8	1.7	no	5	Vaal	4.3	1.4	yes	4						48 Average per week														
Clairwood	1.2	1.1	yes	1	Turffontein	3.1	1.2	no	6	Fairview	5.9	1.7	no	1						Week 24/12/2012 to 30/12/2012														
Clairwood	7.8	2.3	no	2	Turffontein	7.5	2.5	no	8	Turffontein	4.7	1.6	no	2																				
					Clairwood	1.6	1	no	6	Kenilworth	6.1	1.6	no	2																				
					Clairwood	3.5	1.8	yes	7	Kenilworth	5.3	1.7	yes	3																				
					Clairwood	3.2	1.5	yes	8	Turffontein	5.5	1.7	yes	10																				
										Kenilworth	1.5	1	yes	7																				
										Kenilworth	4.6	2.3	yes	9																				
										Clairwood	6.7	2.2	yes	3																				
										Clairwood	3.4	1.6	yes	5																				



click <http://horseracingtips.co.za> to go back to Home Page